

HMI with 15" WVA Display



Feature

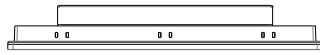
- 15" 1024 x 768 Wide Viewing Angle LCD
- Quad-core CPU with High Performance Dedicated 3D Processor
- Tempered Glass, Capacitive Type Touchscreen
- Fan-less Cooling System
- Built-in 4GB Flash Memory and RTC
- SD Card Slot for Expansion of Storage
- CAN Bus Supports CANopen Protocol
- COM1 / COM3 RS-485 2W Supports MPI 187.5K, please use one at a time.
- COM1 / COM3 RS-485 & CAN Bus Built-in Isolation
- Built-in Power Isolator
- NEMA4/IP66 Compliant Front Panel

Display	Display	15" Wide Viewing Angle (WVA)
	Resolution	1024 x 768
	Brightness (cd/m ²)	350
	Contrast Ratio	2500:1
	Backlight Type	LED
	Backlight Life Time	>70,000 hrs.
	Colors	16.2M
	LCD Viewing Angle (T/B/R/L)	88/88/88/88
Pixel Pitch (mm)	0.297(H) x 0.297(V)	
Touch Panel	Type	Tempered Glass, Capacitive Type
	Hardness Scale	7H
Memory	Flash	4 GB
	RAM	1 GB
Processor		Quad-core RISC
I/O Port	SD Card Slot	SD/SDHC
	USB Host	USB 2.0 x 1
	USB Client	N/A
	Ethernet	LAN 1: 10/100/1000 Base-T x 1 LAN 2: 10/100 Base-T x 1
	COM Port	Con.A: COM1 RS-485 2W/4W, COM3 RS-485 2W, CAN Bus Con.B: COM1 RS-232 4W, COM3 RS-232 2W*
	RS-485 Isolation	Yes
	CAN Bus	Yes
	HDMI	N/A
Audio Output	Built-in Mono Speaker Audio Line Out - 3.5 mm jack x 1	
RTC		Built-in
Power	Input Power	24±20%VDC
	Power Isolation	Built-in
	Power Consumption	1.3A@24VDC
	Voltage Resistance	500VAC (1 min.)
	Isolation Resistance	Exceed 50MΩ @ 500VDC
Specification	PCB Coating	Yes
	Enclosure	Front bezel: Plastic, Rear Enclosure: Aluminum
	Dimensions WxHxD	366 x 293 x 51.5 mm
	Panel Cutout	352 x 279 mm
	Weight	Approx. 2.85 kg
	Mount	Panel mount, VESA mount 75 x 75 mm
Environment	Protection Structure	NEMA4 / IP66 Compliant Front Panel
	Storage Temperature	-20° ~ 60°C (-4° ~ 140°F)
	Operating Temperature	0° ~ 50°C (32° ~ 122°F)
	Relative Humidity	10% ~ 90% (non-condensing)
	Vibration Endurance	10 to 25Hz (X, Y, Z direction 2G 30 minutes)
Certificate	CE	CE marked
	UL	cULus Listed
Software	EasyBuilder Pro	V6.04.01 or later versions*
	Weincloud	EasyAccess 2.0 (Optional), Dashboard (Optional)
	CODESYS®	Optional


*Only Tx & Rx (no RTS/CTS) may be used for COM1 RS-232 when COM3 RS-232 is also used.

*For units labeled as cMT3152X (V2), please select cMT3152X (V2) as the HMI model in EasyBuilder Pro (minimum software requirement: EasyBuilder Pro V6.08.01).

Dimensions 英文版




Top View



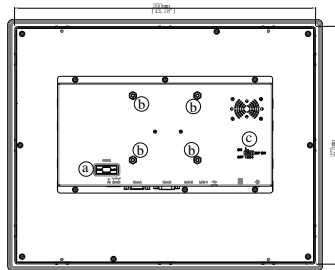
Front View



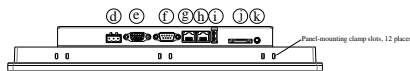
Side View



Cutout Dimensions



Rear View



Bottom View

a	Fuse	g	LAN 2
b	VESA 75mm Screw Holes	h	LAN 1
c	DIP SW	i	USB Host port
d	Power Connector	j	SD Card Slot
e	COM1 RS-485 2W/4W, COM3 RS-485 2W, CAN Bus (Con.A)	k	Line Out
f	COM1 RS-232 4W, COM3 RS-232 2W (Con.B)		

Ordering Information

- cMT3152X:**
15" 1024 x 768 WVA LCD HMI, 4GB flash memory, 1GB RAM on board

Optional:

- RZACEA020:** EasyAccess 2.0 Activation Card
- RZ0CDS000:** CODESYS activation card & license sticker

Pin Assignment:

Con. B: COM1 / COM3 [RS232] 9 Pin, Male, D-sub

PIN#	COM1 [RS232]4W	COM3 [RS232]2W
1		
2	RxD	
3	TxD	
4		
5	GND	
6		
7	RTS	TxD
8	CTS	RxD
9	GND	

Con. A: COM1 / COM3 [RS485]/ CAN Bus 9 Pin, Female, D-sub

PIN#	COM1 [RS485]2W	COM1 [RS485]4W	COM3 [RS485]2W	CAN Bus
1	Data-	Rx-		
2	Data+	Rx+		
3		Tx-		
4		Tx+		
5	GND (isolation)			
6			Data-	
7				CAN_L
8				CAN_H
9			Data+	