



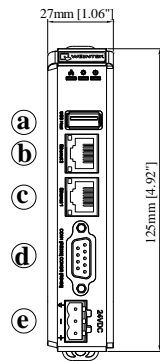
Feature

- Compact Design and DIN-rail Mountable
- Fan-less Cooling System
- Built-in 256 MB Flash Memory and RTC
- SD Card Slot for Expansion of Storage
- One USB Host Port
- Two Gigabit Ethernet Ports
- Supports E-mail
- Supports MPI 187.5K*
- Built-in Power Isolator
- Built-in EasyAccess 2.0 License

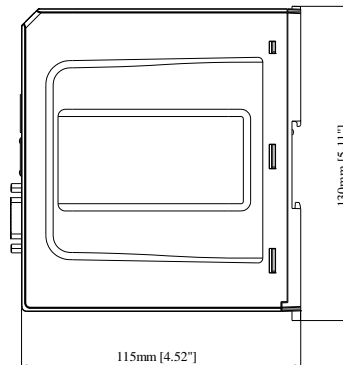
| | | |
|----------------------|-----------------------|--|
| Memory | Flash | 256 MB |
| | RAM | 256 MB |
| Processor | | 32-bit RISC 600MHz |
| I/O Port | Micro SD Card Slot | SD/SDHC |
| | USB Host | USB 2.0 x 1 |
| | USB Client | N/A |
| | Ethernet | 10/100/1000 Base-T x 2 |
| | COM Port | COM1: RS-232 2W COM2: RS-485 2W/4W COM3: RS-485 2W |
| | RS-485 Dual Isolation | N/A |
| | CAN Bus | N/A |
| | HDMI Output | N/A |
| | Audio Output | N/A |
| RTC | | Built-in |
| Power | Input Power | 24±20%VDC |
| | Power Isolation | Built-in |
| | Power Consumption | 230mA@24VDC |
| | Voltage Resistance | 500VAC (1 min.) |
| | Isolation Resistance | Exceed 50MΩ at 500VDC |
| Specification | PCB Coating | Yes |
| | Enclosure | Plastic |
| | Dimensions WxHxD | 27 x 130 x 115 mm |
| | Weight | Approx. 0.18 kg |
| | Mount | 35mm DIN rail mounting |
| Environment | Protection Structure | IP20 |
| | Storage Temperature | -20° ~ 70°C (-4° ~ 158°F) |
| | Operating Temperature | -20° ~ 55°C (32° ~ 131°F) |
| | Relative Humidity | 10% ~ 90% (non-condensing) |
| | Vibration Endurance | 10 to 25Hz (X, Y, Z direction 2G 30 minutes) |
| Certificate | CE | CE marked |
| | UL | cULus Listed |
| Software | EasyBuilder Pro | V4.10.05 or later versions |
| | Weincloud | EasyAccess 2.0 (Built-in) |

*For products with serial number 2212***** or later, the minimum software requirement for MPI: EasyBuilder Pro V6.07.02

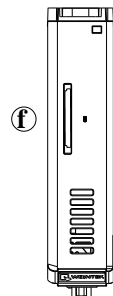
Dimensions



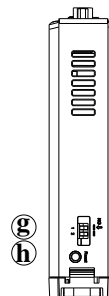
Front View



Side View



Top View



Bottom View

| | | | |
|----------|--|----------|-----------------|
| a | USB Host Port | e | Power Connector |
| b | Ethernet 2 Port | f | SD Card Slot |
| c | Ethernet 1 Port | g | DIP Switch |
| d | COM1: RS-232 2W, COM2: RS-485 2W/4W, COM3: RS-485 2W | h | Reset Button |

Ordering Information

cMT-SVR-102:

256 MB flash memory, 256 MB RAM on board,
10/100/1000M Ethernet port x 2,
Built-in EasyAccess 2.0 license

Pin Assignment:

COM1 [RS232], COM2 / COM3 [RS485], 9 Pin, Male, D-sub

| PIN# | COM1 [RS-232] 2W | COM2 [RS-485] | | COM3 [RS-485] 2W |
|------|------------------------|------------------|-----|------------------------|
| | | 2W | 4W | |
| 1 | | | | Data+ |
| 2 | RxD | | | |
| 3 | TxD | | | |
| 4 | | | | Data- |
| 5 | GND | | | |
| 6 | | Data+ | Rx+ | |
| 7 | | Data- | Rx- | |
| 8 | | | Tx+ | |
| 9 | | | Tx- | |