


Individual type range



**Notes for ordering:**

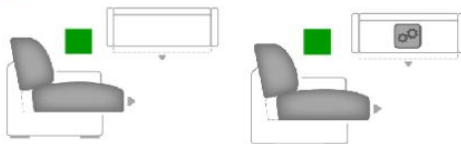
Please enter configuration and covering on every order!
 Standing in front of the sofa, beginning on left (please include a sketch)

All types with fully-finished backs!

**If NO indication of seat height or foot version is given the standard version -
 Metal castor = SH 42 cm will be delivered!**

Description pull-out bench (VZ) - with surcharge

The seat can be pulled out forward individually, manually up to approx. 13 cm.
 With surcharge VZ is available motorized, and can be pulled out approx. 19 cm.



Seat depth adjustment and pull-out bench can't be combined in one model!

Model description:

Frame: Hardwood and other derived timber products
Seat: High-quality cold foam and polyether foam combined and covered with upholstery fleece, on permanently-elastic sinuous springs
 Seat depth adjustment for individual seat depths / **with surcharge**
Back: Highly-elastic upholstery webbing with high-quality cold foam and polyether foam combined incl. individually adjustable backrest with increment function
Covering fabric: Model is available only in one colour

Abbreviations:

...L	Left	...Aho	Element with footstool
...R	Right	...Mo	motor
...EL	Element	XXLHo	Large footstool rectangular
SE...	Tapered corner	...KV	incl. headrest adjustment
XLSE...	Tapered corner large	* ...ST	Seat depth adjustment / with surcharge
KO	Combination element	...VZ	Pull-out bench / with surcharge
CanXL...	Chaise oversize		
Can...	Chaise		

Approximate dimensions in cm

Height: 73/92
Depth: 116
Seat height: 42
Seat depth: 52/67
Armrest: 33

Foot forms:**Metal foot castors high-gloss**

Standard seat height approx. 42 cm



approx. 4,5 cm

Beech wooden foot castor

Colour shades:
 natural
 antique
 black
 Oak bianco

Metal foot high-gloss

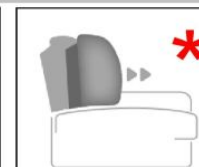
Seat height approx. 44 cm



approx. 6 cm

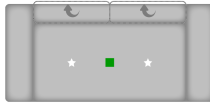













Beech wooden foot**Description ST / Seat depth adjustment - with surcharge****Seat depth adjustment:**












By slightly lifting and re-setting the back cushion, you arrange an individual seat depth.
 In the particular (per) Type only complete and not individually orderable.






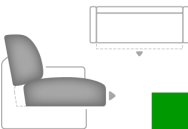





Wrinkling is a normal process. This does not constitute grounds for complaint, rather is determined by the model and is a typical property of the goods.
Approximate dimensions in cm and versions of the models shown as well as sketches are non-binding and may be altered.
For this reason, price errors, technical alterations and supply options are reserved. The decisive factor is the current status of the collection.

No.	Article	Picture	Description	Prices					
				1	2	3	4	5	6
Combinations									
1	see descriptions		2,5L VZMO KV = 2,5-seat unit with headrest adjustment and pull-out bech with motor, armrest left; XLSEKRV = Tapered corner large right with headrest adjustment; 1,5XLSTKVAhoR = Extra large 1.5-seat unit with seat depth adjustment and headrest adjustment, footstool right						
2	see descriptions		AhoL 1,5XLSTKV = Extra large 1.5-seat unit with seat depth adjustment and headrest adjustment, footstool left; XLSELKV = Tapered corner large left with headrest adjustment; 2,5R VZMO KV = 2,5-seat unit with headrest adjustment and pull-out bech with motor, armrest right						
3	see descriptions		2,5LKV = 2,5-seat unit with headrest adjustment, armrest left; XLSEKRV = Tapered corner large right with headrest adjustment; 1,5XLKVAhoR = Extra large 1.5-seat unit with headrest adjustment, footstool right						
4	see descriptions		AhoL 1,5XLKV = Extra large 1.5-seat unit with headrest adjustment, footstool left; XLSELKV = Tapered corner large left with headrest adjustment; 2,5RKV = 2,5-seat unit with headrest adjustment, armrest right						

No.	Article	Picture	No.	Article	Picture	W	H	D	Description	Prices					
										1	2	3	4	5	6
Sofa / chaise															
100	3KV					244		116	3-seat unit with headrest adjustment						
101	2,5KV					216		116	2.5-seat unit with headrest adjustment						
End element															
206	2,5LKV		207	2,5RKV		183		116	2.5-seat unit with headrest adjustment, armrest left or right						
208	2LKV		209	2RKV		153		116	2-seat unit with headrest adjustment, armrest left or right						
218	1,5LKV		219	1,5RKV		115		116	1.5-seat unit with headrest adjustment, armrest left or right						
324	AhoL1,5KV		325	1,5KVAhoR		112		116	1.5-seat unit with headrest adjustment and footstool left or right - pull-out bench not possible -						
324.1	AhoL1,5XLKV		325.1	1,5XLKVAhoR		112		140	Extra large 1.5-seat unit with headrest adjustment and footstool left or right - pull-out bench not possible						
300	CanLKV		301	CanRKV		120		190	Chaise with headrest adjustment, armrest left or right - pull-out bench not possible -						

No.	Article	Picture	No.	Article	Picture	W	H	D	Description	Prices					
										1	2	3	4	5	6
305	CanXLLKV		306	CanXLRKV		146		190	Chaise extra large with headrest adjustment, armrest left or right - pull-out bench not possible -						
240	KOLKV		241	KORKV		115		233	Combination element with headrest adjustment and footstool left or right - pull-out bench and seat depth adjustment in the corner not possible -						
Middle element															
350	3ELKV					178		116	3-seat unit with headrest adjustment, without armrest						
351	2,5ELKV					150		116	2.5-seat unit with headrest adjustment, without armrest						
352	2ELKV					120		116	2-seat unit with headrest adjustment, without armrest						
354	1,5ELKV					83		116	1.5-seat unit with headrest adjustment, without armrest						
Corner															
411	SEGV					115		115	Tapered corner with headrest adjustment - pull-out bench and seat depth adjustment not possible -						
411.1	XLSELKV		411.2	XLSEKV		140 ODER 110		110 ODER 140	Tapered corner large left or right with headrest adjustment; possible only in conjunction with extra large unit with footstool left or right (Pos. 324.1 / 325.1) - pull-out bench and seat depth adjustment not possible -						

No.	Article	Picture	No.	Article	Picture	W	H	D	Description	Prices					
										1	2	3	4	5	6
Footstool															
644	XXL Ho					126	42 ODER 44	76	XXL footstool, firmly upholstered						
Cushion															
649	Scatter cushion 65 x 65					65	65		Cushion						
650	Cushion 50 x 50					50	50		Cushion						
651	Cushion 40 x 40					40	40		Cushion						
Accessories / small parts															
706	Surch. seat depth adj.								Surcharge for seat depth adjustment (only possible as complete type)(possible models marked with *) - NOT possible in combination with pull-out bench/pull-out bench with motor -						
705	Surcharge VZ pull-out bench								Surcharge VZ Pull-out bench, the seat base is extendable to the front by approx. 13 cm (possible models marked with ☞) - NOT possible in combination with seat depth adjustment -						
709	Surcharge VZMO footrest+motor								Surcharge VZMo pull-out bench with motor, the seat base is extendable to the front by approx. 19 cm (possible models marked with ☞) - NOT possible in combination with seat depth adjustment -						
738	Surcharge HS hand switch								Surcharge for HS hand switch for motor operation per seat with armrest - only in conjunction with mot. function and armrest - (only in seats with armrest and in the type completely possible)						

No.	Article	Picture	No.	Article	Picture	W	H	D	Description	Prices					
										1	2	3	4	5	6
726	Fabric met. in r. meters								ca. 140 cm wide; can be ordered from 0.5 meters and in 10 cm increments						