

Get started with your building kit

Coastal Living

Architectural Building Blocks | www.arckit.com



Proudly
made in
Ireland





Hello,

Welcome to your new Coastal Living kit!

I hope that it sparks many moments of imaginative play and wonderment whether you're building alone, together with family and friends or in your classroom.

As an architect, I had an idea to create an easier and more affordable way of building scaled architectural models other than by cutting and gluing materials together for one time usage. The result is Arckit, a collection of reconfigurable, interconnecting components inspired by real modular building methods that let you continuously explore and visualise your architectural ideas with speed and precision.

At the very heart of Arckit is an entirely 'open-ended' tool kit of parts for all ages and which encourages learning while having fun. Each component has multiple uses and every kit has a myriad of design possibilities for you to reveal, allowing you to freely express your designs without limitations or restrictions of instructions. I liken Arckit to any instrument, the more you engage with it, the more proficient you become and the more amazing undiscovered creations you will start to bring to life.

Happy Building!

Damien
Founder CEO

Fun Coastal Facts

As an architect, you need to get to know the environment you are going to build in. Use the numbers to connect the fun-facts to the illustration on the Coastal scenery here.

- 1 The area where the land and the sea meet is called the coast. Coastal communities are communities where people live, work, or play along the coast.
- 2 Many of the world's largest cities are built on the coast where ports for ships can help with trading and travel. Worldwide, billions of people live in coastal communities!
- 3 Coastal communities are some of the most biodiverse areas on Earth. Coastal communities are home to many fish, turtles, and even birds that migrate to coastal areas to get food!
- 4 Coastal communities are often badly affected by severe storms such as hurricanes, tsunamis and they are prone to flooding. Architects are always looking for ways to protect coastal communities.

- 5 Surfing originated in Hawaii but now coastal residents and visitors enjoy surfing waves all around the world!
- 6 Lifeguards are trained professionals who make sure that beach swimmers are safe while they swim in coastal communities.
- 7 Many people in coastal communities make a living by fishing and by running tourist attractions like charter boats, scuba diving, surfing lessons and sight-seeing tours.
- 8 Coconut palm trees can grow near the ocean because they can change salty water into fresh water. They can also handle the strong winds during the storm seasons!

- 9 Millions of tons of plastic waste spills into oceans each year, making recycling very important. If we all do our part and use recycling bins, we can help keep coastal communities clean, safe, and fun for everyone!

People can help improve coastal communities by limiting their plastic use and by picking up trash they see on the beach and in the ocean!



My building plan

Did you know that Architects love to start their designs by sketching their ideas? This space is all yours to sketch your favourite coastal landscape, add notes and start to draw the plans of your very own first coastal building creation.

Example:

My beach house will have: 2 floors, open-plan kitchen...

Each square on the grid represents 1x Arkit square module in real life which is 1.2sq.m or 4sq.ft to scale. Your kit has 70 square modules. And don't forget, you can freely print off more gridded sheets from arckit.com

Let's build!

Coastal Living - Sample Building #1

Now that you are acquainted with this vibrant environment and its challenges, it's time to explore and build your first coastal structure with Arkit Coastal Living kit.

Remember, the following sample building instructions are simply to familiarise you with Arkit's continually reconfigurable platform before setting you on your way to your own amazing creations. Go online for a further 3+ coastal building design ideas.



Use the QR code to access exciting 3D construction videos and more building ideas with instructions!

www.arkit.com

Architectural Components Set:

Window & Door Panels



x2
33020301



x2
34020301



x2
35020301

Wall Panels



x4
30030202



x4
30020202

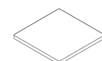


x16
30020204



x4
37020207

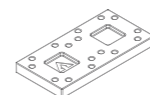
Floor & Roof



x12
15010501



x2
11010101



x2
11010102



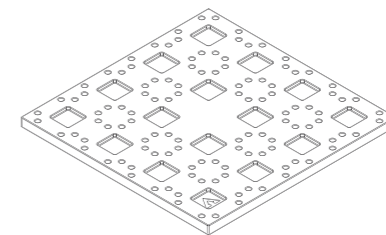
x16
15050501



x2
27010614



x2
26010613

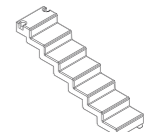


x4
12010404


Stairs & Connectors



x12
46010801



x2
45011001



Part A



x1
35020301



x1
33020301



x2
34020301



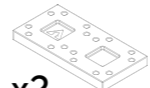
x4
30030202



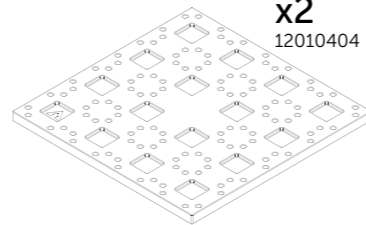
x1
46010801



x8
30020204

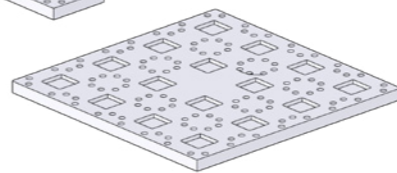
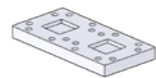


x2
11010102

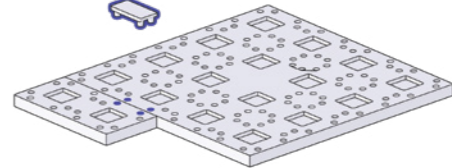


x2
12010404

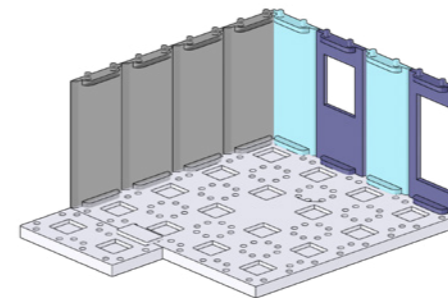
1.



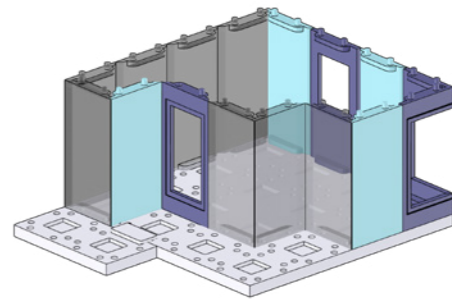
2.



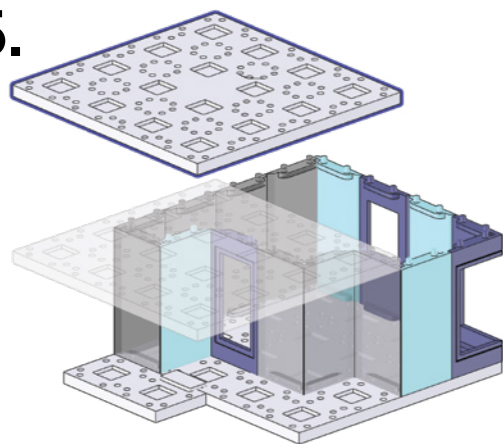
3.



4.

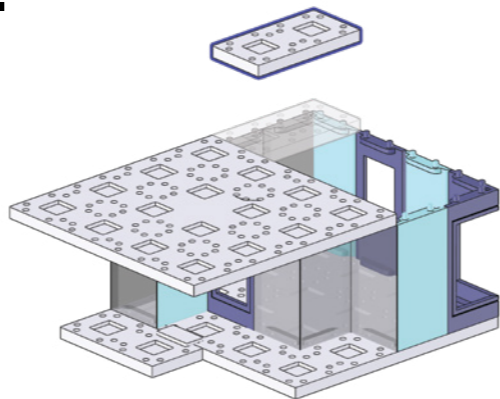


5.

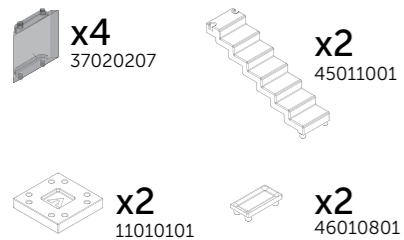


Make sure to straighten walls and then loosely apply modules on top so pegs and holes align before squeezing together.

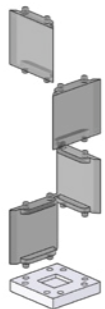
6.



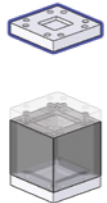
Part B



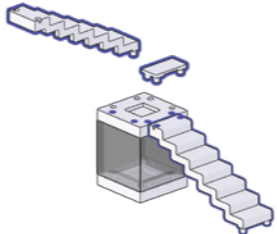
1.



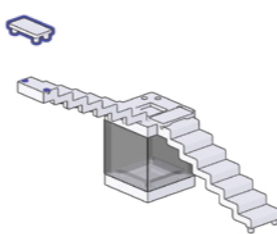
2.



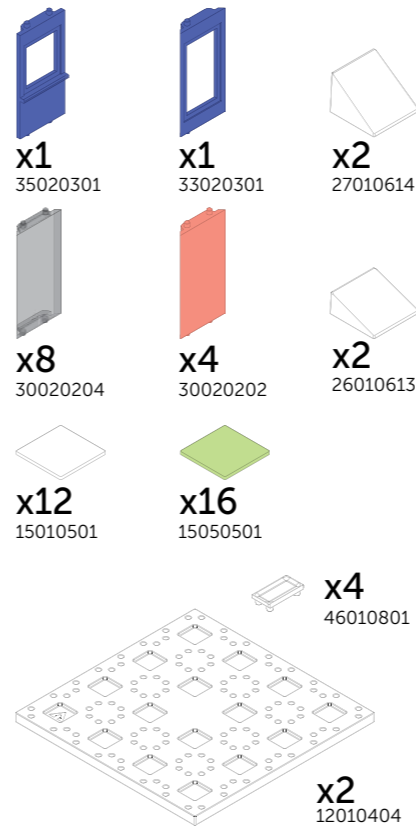
3.



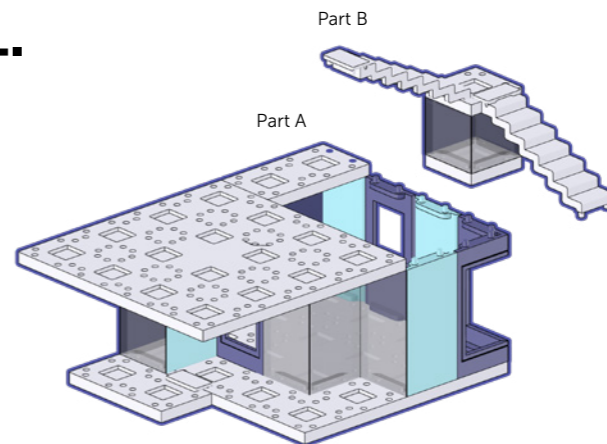
4.



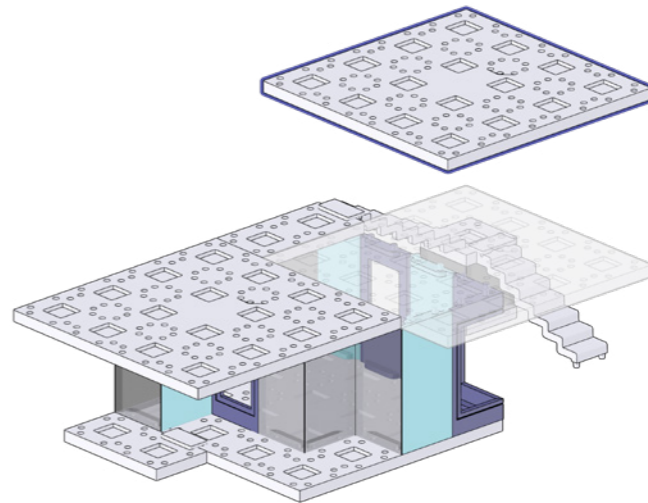
Part C



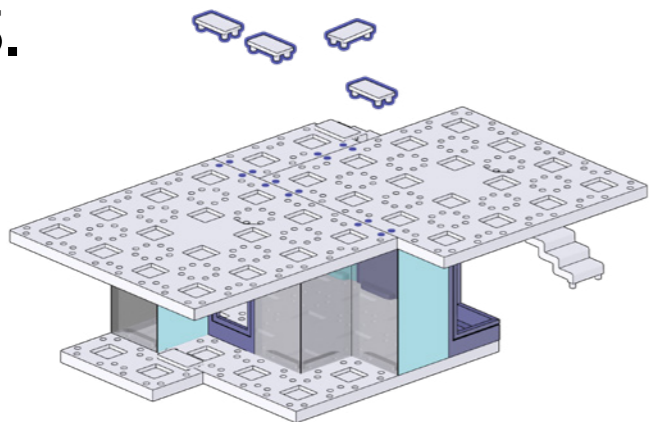
1.



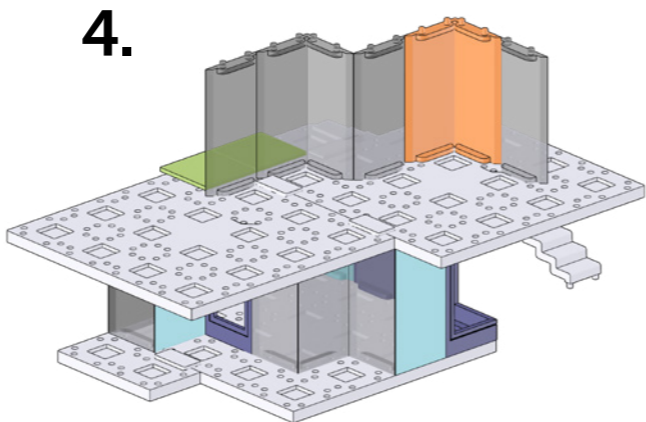
2.



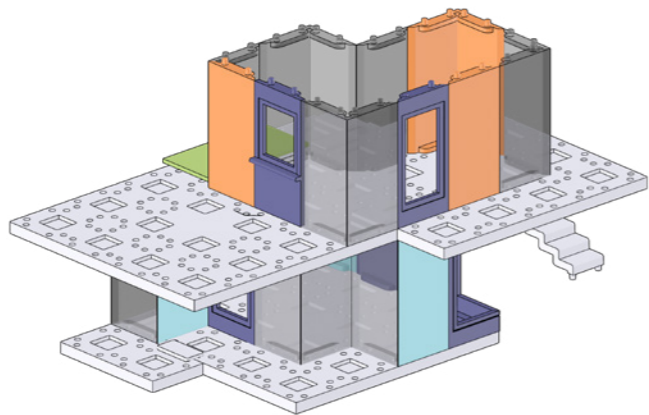
3.



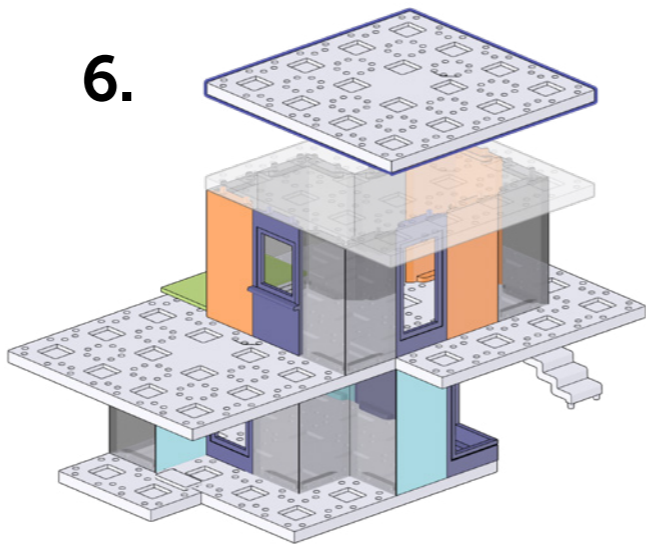
4.



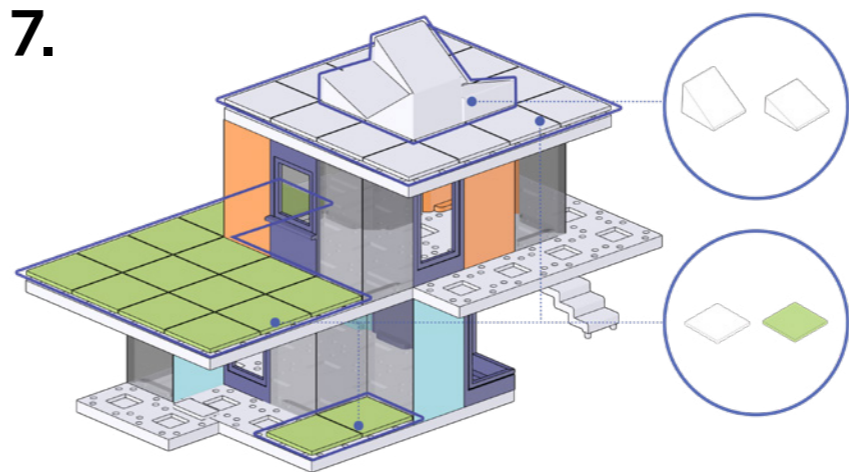
5.



6.

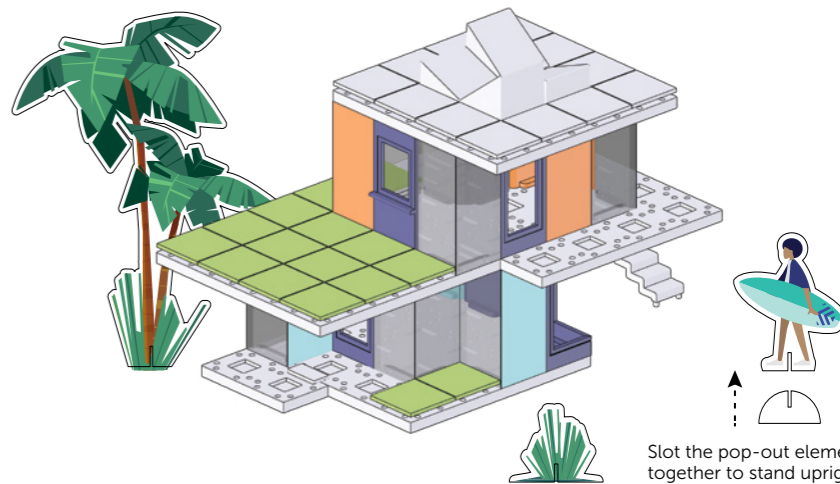


7.



Bring it to life

CONGRATULATIONS! You've finished your first coastal building. Now, use your Coastal Living Accessories Set to create unique scenes and spark storytelling ideas as well as to add a sense of scale and dimension to your coastal structures.



Slot the pop-out elements together to stand upright.

Share your creations

We love to see what our community is building, so why not share your creations with the world and let's inspire one another!

Be part of our Community Builds Gallery by tagging @arckitmodel and adding #arckit to your posts. You can also reach us at info@arckit.com

#arckit

#arckitmodel

f i t v /arckitmodel



Now, what will you build next?

Keep building with your set and if you need some inspiration for your next creation, use the QR code to access exciting 3D construction videos and a further 3+ building ideas with instructions available online:



www.arckit.com



Explore more Arckit sets

Learn about building in other exciting environments as well as about sustainable design with Arckit's fun and STEAM educational series of kits. Remember, all Arckit sets are totally 'open-ended' and compatible with one another.

Available at www.arckit.com:



Arckit Mountain Living

Explore mountain house designs



Arckit Desert Living

Explore desert house designs



Arckit GO Eco

Explore sustainable architectural designs



Access Arckit Universe

Via www.arckit.com




Arckit 3D Shop

Add unique 3D printed components to your builds from our online 3D Store.



Arckit Education

Access to Arckit Lesson Plans and Workshops. Ideal for schools and homeschooling.



Arckitextures & Assets




Create alternative scenes with Accessories Sets and free printable Arckittexture Library.



Arckit Digital

Build a whole new world online using Arckit through SketchUp platform.

www.arckit.com

f    /arckitmodel