



Feature

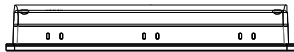
- 10.1" 1024 x 600 TFT LCD, LED Backlight
- Built-in 4GB Flash Memory and RTC
- COM2 and COM3 RS-485 support MPI 187.5K, please use one at a time.
- CAN Bus Supports CANopen, CAN Bus 2.0A/2.0B and SAE J1939
- Fan-less Cooling System
- PCB coating process ensures high reliability to resist from corrosion in harsh environment.
- Built-in Power Isolation
- NEMA4 / IP66 Compliant Front Panel
- Compatible with M02 WiFi Expansion Module that supports wireless communication.

Display	Display	10.1" TFT
	Resolution	1024 x 600
	Brightness (cd/m ²)	350
	Contrast Ratio	500:1
	Backlight Type	LED
	Backlight Life Time	>50,000 hrs.
	Colors	16.7M
	LCD Viewing Angle (T/B/L/R)	70/70/80/80
	Pixel Pitch (mm)	0.2175 (H) x 0.2088 (V)
Touch Panel	Type	4-wire Resistive Type
	Accuracy	Active Area Length(X)±2%, Width(Y)±2%
Memory	Flash	4 GB
	RAM	1 GB
Processor		Quad-core RISC
I/O Port	SD Card Slot	N/A
	USB Host	USB 2.0 x 1
	USB Client	N/A
	Ethernet	LAN 1: 10/100/1000 Base-T x 1 LAN 2: 10/100 Base-T x 1
	WiFi	M02 WiFi Expansion Module (Optional)
	COM Port	Con.A: COM2 RS-485 2W/4W, COM3 RS-485 2W, CAN Bus Con.B: COM1 RS-232 4W, COM3 RS-232 2W*
	RS-485 Dual Isolation	N/A
	CAN Bus	Yes
	Audio Output	N/A
RTC		Built-in
Power	Input Power	24±20%VDC
	Power Isolation	Built-in
	Power Consumption	1A@24VDC
	Voltage Resistance	500VAC (1 min.)
	Isolation Resistance	Exceed 50MΩ at 500VDC
Specification	PCB Coating	Yes
	Enclosure	Plastic
	Dimensions WxHxD	271 x 213 x 38 mm
	Panel Cutout	260 x 202 mm
	Weight	Approx. 1.2 kg
	Mount	Panel mount, VESA mount 75 x 75 mm
Environment	Protection Structure	UL Type 4X (indoor use only) / NEMA4 / IP66 Compliant Front Panel
	Storage Temperature	-20° ~ 60°C (-4° ~ 140°F)
	Operating Temperature	0° ~ 50°C (32° ~ 122°F)
	Relative Humidity	10% ~ 90% (non-condensing)
Certificate	CE	CE marked
	ATEX	ATEX Zone 2/22 Category 3 G/D
	UL	cULus Listed
Software	EasyBuilder Pro	V6.05.02 or later versions*
	Weincloud	EasyAccess 2.0 (Optional), Dashboard (Optional)
	CODESYS®	Optional

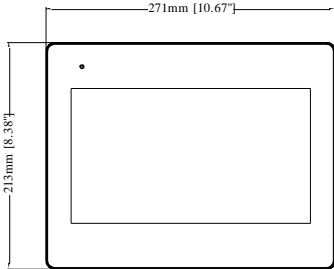
* Only Tx & Rx (no RTS/CTS) may be used for COM1 RS-232 when COM3 RS-232 is also used.

* For units labeled as cMT3102X (V2), please select cMT3102X (V2) as the HMI model in EasyBuilder Pro (minimum software requirement: EasyBuilder Pro V6.08.01).

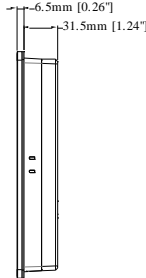
Dimensions 英文版



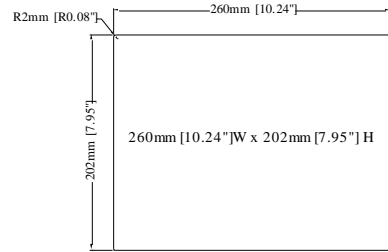
Top View



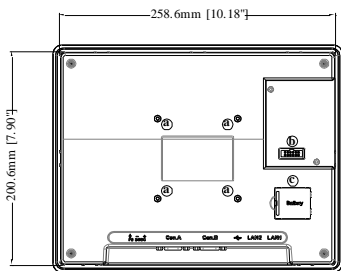
Front View



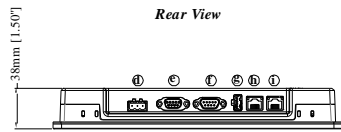
Side View




Cutout Dimensions



Rear View



Bottom View



Cutout Dimensions

a.	VESA 75 mm Screw Holes
b.	Expansion Module Connector
c.	Battery
d.	Power Connector
e.	Con.A: COM2 RS-485 2W/4W, COM3 RS-485 2W, CAN Bus
f.	Con.B: COM1 RS-232 4W, COM3 RS-232 2W
g.	USB Host Port
h.	LAN 2
i.	LAN 1

Ordering Information

- cMT3102X:**
10.1" 1024 x 600 TFT LCD HMI, Built-in 4GB flash memory / 1GB DDR3 RAM on board
- RZUSK7010 (included in package)**
USB Clamp & Tying Strap
- RP0C3A300 (included in package)**
10.1" Screen Protective Film
- Optional:
 - M02:** WiFi Expansion Module
 - RZACEA020:** EasyAccess 2.0 Activation Card
 - RZ0CDS000:** CODESYS activation card & license sticker

Pin Assignment:

Con.B: COM1 / COM3 [RS232], 9 Pin, Male, D-sub

PIN#	COM1 [RS232]4W	COM3 [RS232]2W
1		
2	RxD	
3	TxD	
4		
5	GND	
6		
7	RTS	TxD
8	CTS	RxD
9	GND	

Con.A: COM2 / COM3 [RS485]/ CAN Bus, 9 Pin, Female, D-sub

PIN#	COM2 [RS485]2W	COM2 [RS485]4W	COM3 [RS485]2W	CAN Bus
1	Data-	Rx-		
2	Data+	Rx+		
3		Tx-		
4		Tx+		
5	GND			
6			Data-	
7				CAN_L
8				CAN_H
9			Data+	