


Model:YWF(K)4E450-Z

Fan type:AC Axial fan



Manufactory:Zhejiang MingZhen Electric & Electronic Co., Ltd.

ADD:The Central Industry Zone, Chengnan Town,
WenLing City, Zhejiang Province, China

TEL:0086-576-86268888

FAX:0086-576-86268020

Mail:info1@cnsanmu.com

WEB:http://www.cnsanmu.com

Fan Introduction

This product consist of outer rotor(AC)motor, axial impeller, with features of compact structure, convenient installation, reliable operation, low noise, energy saving etc..

Scope of application

General purpose fan, can be widely used in purification of air conditioning systems, ventilation duct dust, environmental protection, refrigeration equipment and other fields.

Environmental requirements

- Operating ambient temperature range:-25℃~+55℃
- Working environment humidity range:≤90%
- Transportation and storage temperature range:-40℃~+80℃
- Transportation and storage environment humidity range:≤80%
- The storage place is well ventilated, corrosive gases not contained.

Model:YWF(K)4E450-Z

Fan type:AC Axial fan

Design, manufacturing, testing standards and certification

- JB/T 10562 Technical specification for general purposes axial fans
- GB/T 14711 Safety requirements of small and medium size rotating electrical machines
- GB/T 755/IEC60034-1 Rotating electrical machines - Part 1: Rating and performance
- GB 4706.32-2012/IEC 60335-2-40:2005 Household and similar electrical appliances - Safety - Part 2-40: Particular requirements for electrical heat pumps, air-conditioners and dehumidifiers
- Balance quality grade for rotor is G6.3, in accordance with ISO 1940-1,
- Vibration testing and velocity is performed according to JB/T 8689.
- This product is certified by China CCC and EU CE
- ISO 9001 quality system certification

Technical features

Mass	6.9 kg
Size	φ450 mm
Impeller material	cold rolled sheet steel
Direction	Suction(Seen from cable exit)
Protection class	IP54
Insulation class	F
Mounting	Shaft horizontal or rotor on bottom; rotor on top on request
Mode of operation	S1(Continuous operation)
Bearings	Maintenance-free ball bearings
Thermal protector	Can be built in or out of line according to requirements

Structures

Blades count	5
Impeller type	Conventional welding blade
Attachment	Hight Concave Guard Grille

Technical parameters

Supply	1P
Frequency	50 Hz
Motor poles	4

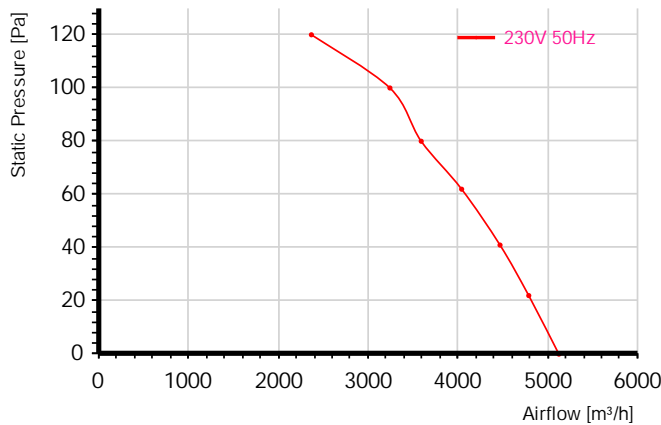
Model:YWF(K)4E450-Z

Fan type:AC Axial fan

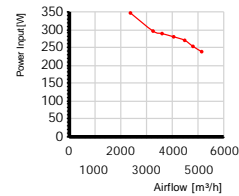
Rated voltage	230 VAC
Power input	250 W
Rated current	1.15 A
Rated speed	1380 r/min
Max airflow	5100 m³/h (Static pressure=0Pa)
Acoustic	71 dB(A) measured at 1.0m from inlet side

Performance curve

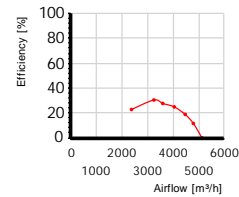
Airflow curve



Power input curve



Efficiency on static pressure



Performance test with reference to GB/T 1236-2017, equivalent to ISO 5801

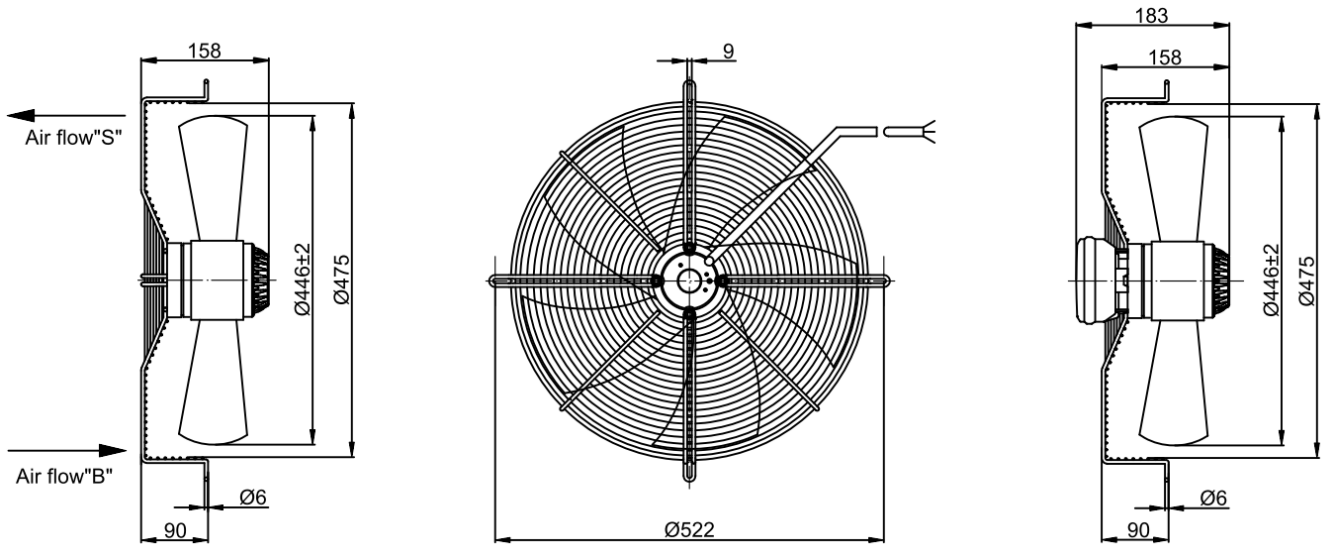
TestID			2011100804			Capacitor			8 uF		
Test environment											
Outlet size		Outlet area		Temperature		Humidity		Baropressure		Density	
450mm		0.159㎡		25℃		55%		100.8kPa		1.2kg/m³	
Test data											
Voltage	Frequency	Speed	Power input	Current	Airflow	Static pressure	Dynamic pressure	Total pressure	Pressure Difference	Nozzle Size	
V	Hz	r/min	W	A	m³/h	Pa	Pa	Pa	Pa	mm	
231.6	50	1325	347	1.5	2368	120	10	130	335	+189*1	
231.2	50	1365	296	1.29	3243	100	19	118	237	150+189*1	
232.1	50	1375	289	1.26	3592	80	23	103	291	150+189*1	
233.1	50	1385	280	1.21	4042	62	29	91	368	150+189*1	
232.8	50	1395	270	1.18	4469	41	36	77	449	150+189*1	
232.1	50	1410	253	1.11	4789	22	41	62	515	150+189*1	

Model:YWF(K)4E450-Z

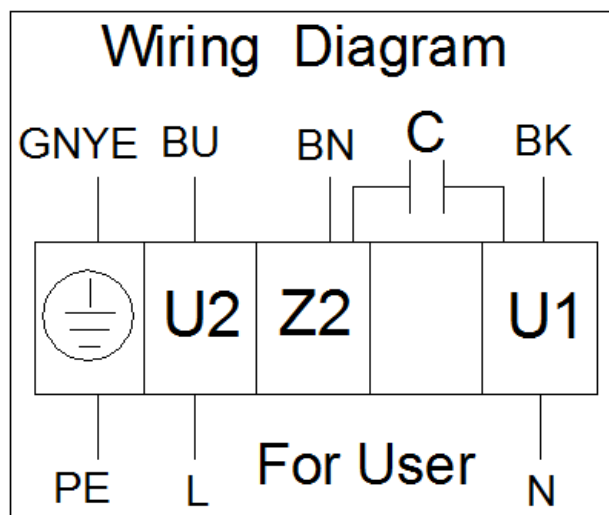
Fan type:AC Axial fan

230.6	50	1415	238	1.05	5125	0	47	47	590	150+189*1
-------	----	------	-----	------	------	---	----	----	-----	-----------

Dimensions(in mm)



Wiring diagram



Attentions

- Please check the appearance and the accessories if there is no damage before use, check the model is consistent with requirements;
- Keep reliable grounding according to the wiring diagram. to avoid motor burning and personal accident, please check wiring is loose or fall off;

Model:YWF(K)4E450-Z

Fan type:AC Axial fan

- ▣Before connect the power supply, check whether the motor is reliable, otherwise it will cause motor damage and personal injury;
- ▣It is forbidden to pull the power cable, if the power cable is damaged, to be repaired before use, to avoid the accident of electric shock;
- ▣Drop or impact motor is forbidden;
- ▣Washing motor with water is prohibited, it will reduce the motor insulation level, even lead to electric leakage even endanger personal safety;
- ▣Special customized product is designed for specified requirements, please consult with our engineers before change useage;
- ▣The temperature of the motor shell may be higher in a short time after the fan stopped, Please avoid direct contact with the motor surface. If necessary, please take protective measures to prevent scald;
- ▣Do not contact the impeller when the fan running, you need to wait for all the parts stopped before operate it;
- ▣When the fan is installed, check and ensure thers is no debris in the shell and other shell body, keep the fan clean;
- ▣After the fan installation complete, before connected to supply, please confirm that there is no collision or interference or stuck.

Service life, maintenance, warranty and Disclaimer

- The design life of this product is 40,000 hours. This data is derived from the expected life of L10 for general ball bearings at 40℃ is 40,000 hours. The actual service life of the product is affected by the use environment (temperature, humidity, installation, bearing load, etc.).
- According to the use of the environment, please make a clean maintenance every 3~6 months.
- From the date of purchase (order delivery date), The warranty period is one year. During this period, for failure due to the quality of the product itself, we provide free replacement or repairing. If the damage caused by improper disassembly, transportation, artificial damage or natural disasters, etc., is not in the scope of this warranty;

Model:YWF(K)4E450-Z

Fan type:AC Axial fan

- All AC fans should be used according to the specified voltage range and power frequency. It is not recommended to use frequency converters and voltage regulators as speed control devices. If necessary, you need to make technical confirmation with our sales before placing an order. The use of unconfirmed speed control devices leads to the reduction of product life, abnormal noise, operating failures, etc., which are not covered by this warranty;