



ECAT-2610-DW

EtherCAT to Modbus RTU and Power Meter Gateway

Features

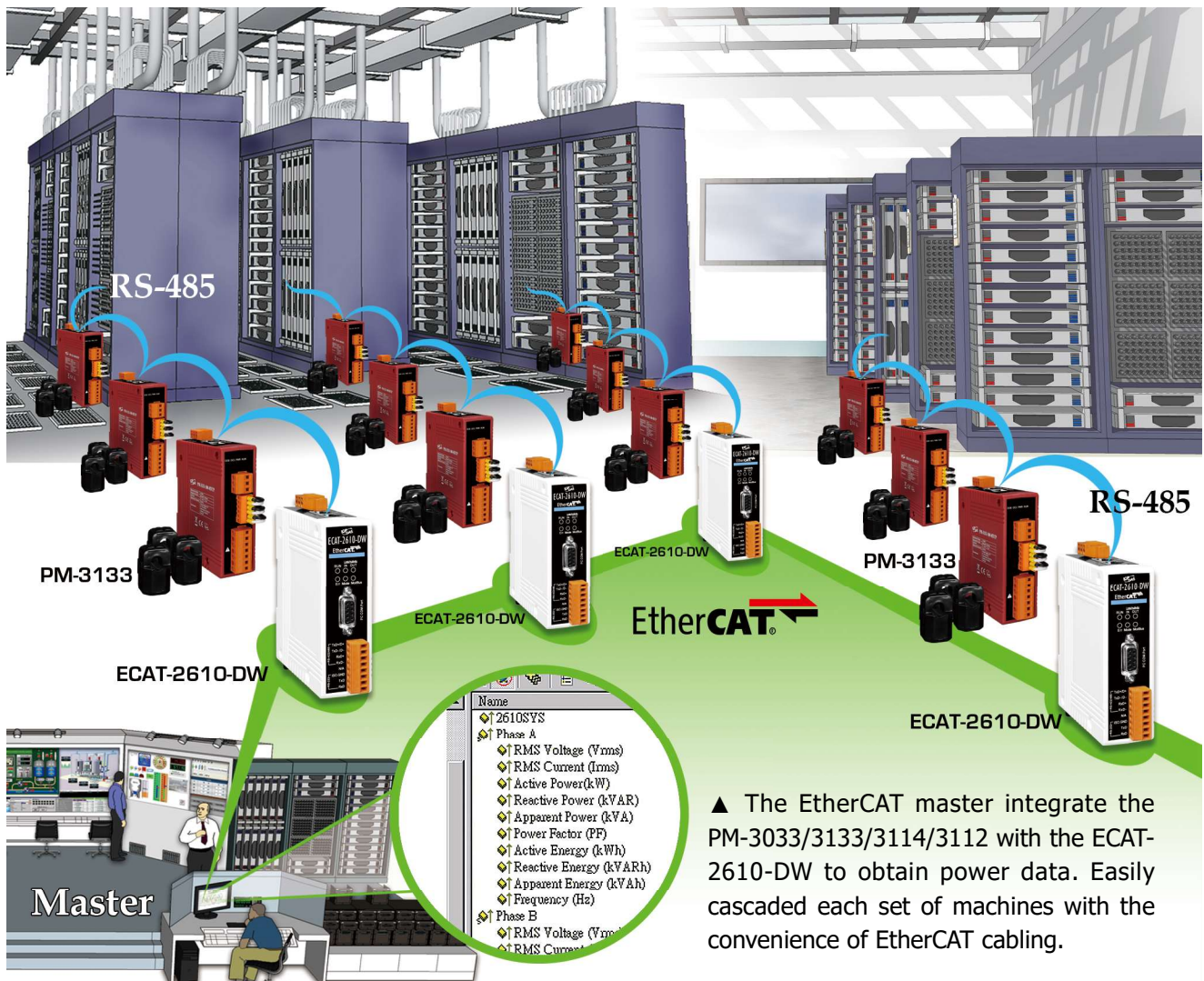
- Supports maximum 128 Input and Output Data
- Supports maximum 6 connection for PM-3033/3133
- 2 x RJ-45 bus interface, Integrate RS-232/422/485 serial device to EtherCAT
- Allows system integrators to retro-fit older automation devices into modern EtherCAT communication structures
- Supports blended to other Modbus slave
- Supports maximum Baud Rate 115200 bps



Introduction

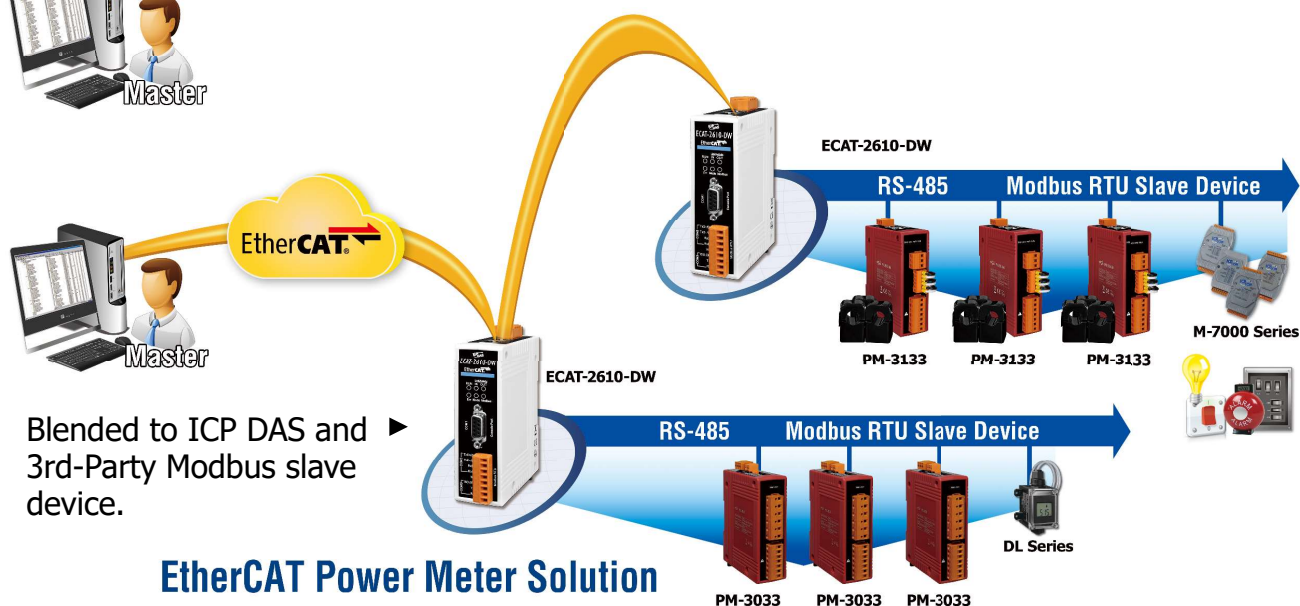
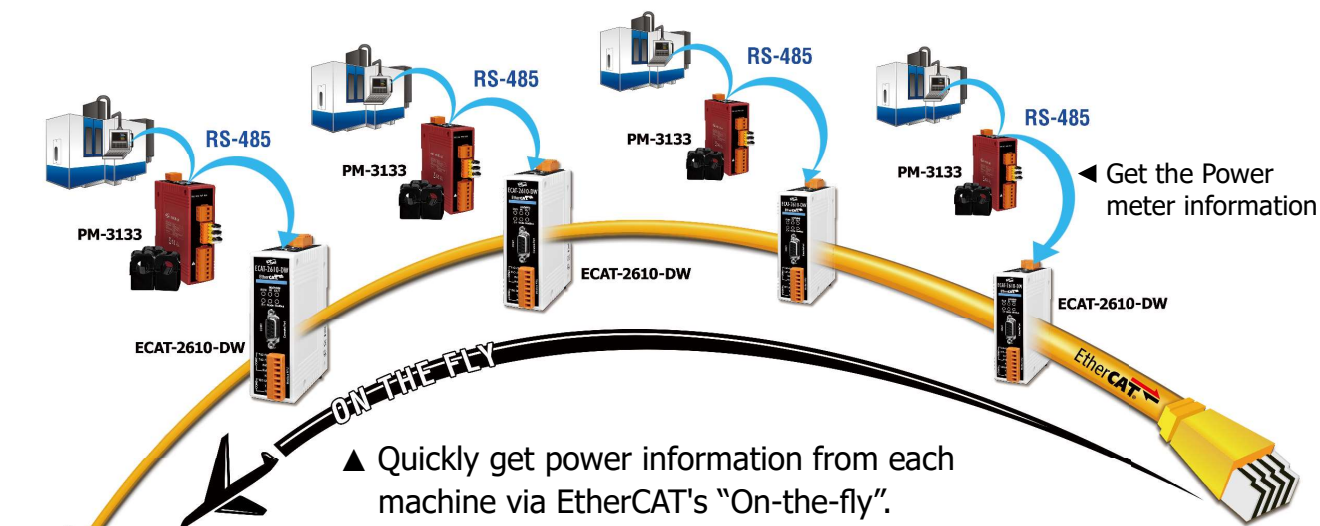
ECAT-2610-DW has EtherCAT to Modbus RTU gateway function, and integrate power meter slave devices such as PM-3033/3133/3114/3112 into EtherCAT control system through the special configuration file that provided by ICP DAS. And very easy to install and configure. The EtherCAT master can access RxPDO and TxPDO to connect multiple power meter slave devices such as PM-3033/3133/3114/3112. It can achieve a more diversified energy management program.

Applications



▲ The EtherCAT master integrate the PM-3033/3133/3114/3112 with the ECAT-2610-DW to obtain power data. Easily cascaded each set of machines with the convenience of EtherCAT cabling.

▲ Use ICP DAS to provide dedicated ESI files to display power information.



System Specifications

Protocol	
Protocol	EtherCAT
Communication Interface	
RJ-45 Port	RJ-45 x 1 Distance between Stations: Max. 100 m (100BASE-TX) Data Transfer Medium: Ethernet/EtherCAT Cable (Min. CAT 5e)
Serial Interface	RS-232
	RS-422
	RS-485
The RS-232, RS-422 and RS-485 cannot be used simultaneously	
<ul style="list-style-type: none"> ■ TxD, RxD, GND ■ TxD+, TxD-, RxD+, RxD- ■ Data+, Data- 	

Ordering Information

ECAT-2610-DW CR	EtherCAT to Modbus RTU and Power Meter Gateway (RoHS)
-----------------	---