
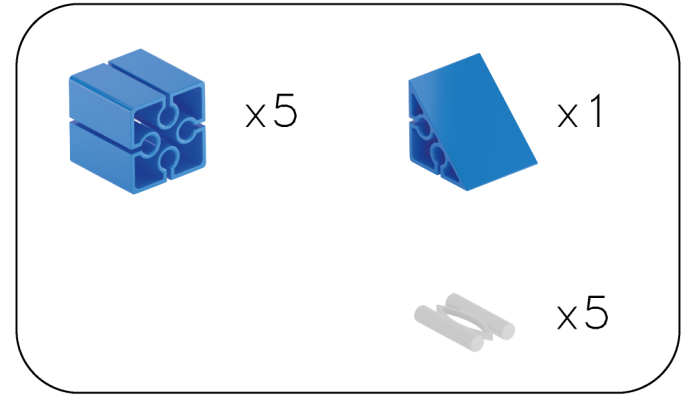




1




2



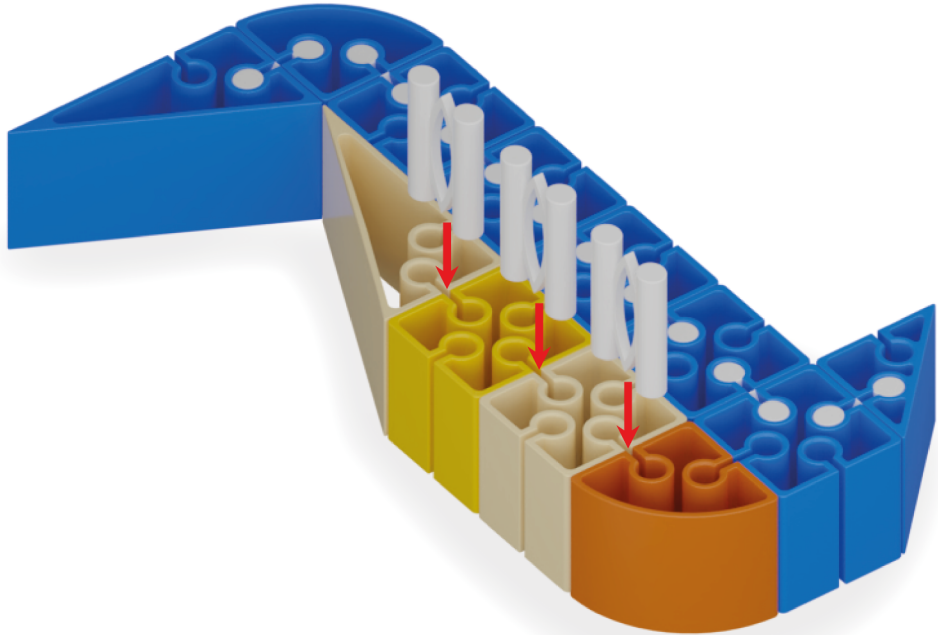
x2






x1



x1

A rounded rectangular box containing a parts list. On the left, two grey pins are shown with the text 'x2'. On the top right, a blue curved Technic Technonut is shown with the text 'x1'. On the bottom right, a blue Technic Technonut is shown with the text 'x1'.

3






-  x7
-  x1
-  x1
-  x1
-  x1





4



5

