

**Silicon NPN Power Transistors**

**2SC5339**

**DESCRIPTION**

- With TO-3P(H)IS package
- High voltage ,high speed
- Low saturation voltage
- Bult-in damper diode

**APPLICATIONS**

- Horizontal deflection output for medium resolution display,color TV
- High speed switching applications

**PINNING**

PIN	DESCRIPTION
1	Base
2	Collector
3	Emitter




Fig.1 simplified outline (TO-3P(H)IS) and symbol

**Absolute maximum ratings(Ta=25°C)**

SYMBOL	PARAMETER	CONDITIONS	VALUE	UNIT
V <sub>CBO</sub>	Collector-base voltage	Open emitter	1500	V
V <sub>CEO</sub>	Collector-emitter voltage	Open base	600	V
V <sub>EBO</sub>	Emitter-base voltage	Open collector	5	V
I <sub>C</sub>	Collector current		7	A
I <sub>CM</sub>	Collector current-peak		14	A
I <sub>B</sub>	Base current		3.5	A
P <sub>C</sub>	Total power dissipation	T <sub>C</sub> =25°C	50	W
T <sub>j</sub>	Junction temperature		150	°C
T <sub>stg</sub>	Storage temperature		-55~150	°C

## Silicon NPN Power Transistors

## 2SC5339

## CHARACTERISTICS

T<sub>j</sub>=25°C unless otherwise specified

SYMBOL	PARAMETER	CONDITIONS	MIN	TYP.	MAX	UNIT
V <sub>(BR)EBO</sub>	Emitter-base breakdown voltage	I <sub>E</sub> =400mA ; I <sub>C</sub> =0	5			V
V <sub>CEsat</sub>	Collector-emitter saturation voltage	I <sub>C</sub> =5A; I <sub>B</sub> =1.25A			5	V
V <sub>BEsat</sub>	Base-emitter saturation voltage	I <sub>C</sub> =5A; I <sub>B</sub> =1.25A			1.3	V
I <sub>CBO</sub>	Collector cut-off current	V <sub>CB</sub> =1500V; I <sub>E</sub> =0			1	mA
I <sub>EBO</sub>	Emitter cut-off current	V <sub>EB</sub> =5V; I <sub>C</sub> =0	71		250	mA
h <sub>FE-1</sub>	DC current gain	I <sub>C</sub> =1A ; V <sub>CE</sub> =5V	10		30	
h <sub>FE-2</sub>	DC current gain	I <sub>C</sub> =5A ; V <sub>CE</sub> =5V	4		8	
C <sub>ob</sub>	Collector output capacitance	I <sub>E</sub> =0 ; V <sub>CB</sub> =10V, f=1MHz		82		pF
V <sub>F</sub>	Diode forward voltage	I <sub>F</sub> =5A		1.35	1.8	V
f <sub>T</sub>	Transition frequency	I <sub>E</sub> =0.1A ; V <sub>CE</sub> =10V		2.4		MHz

## Switching times

t <sub>s</sub>	Storage time	I <sub>CP</sub> =5A; I <sub>B1(end)</sub> =1.1A f <sub>H</sub> =31.5kHz		4	6	μs
t <sub>f</sub>	Fall time			0.2	0.5	μs

Silicon NPN Power Transistors

2SC5339

PACKAGE OUTLINE

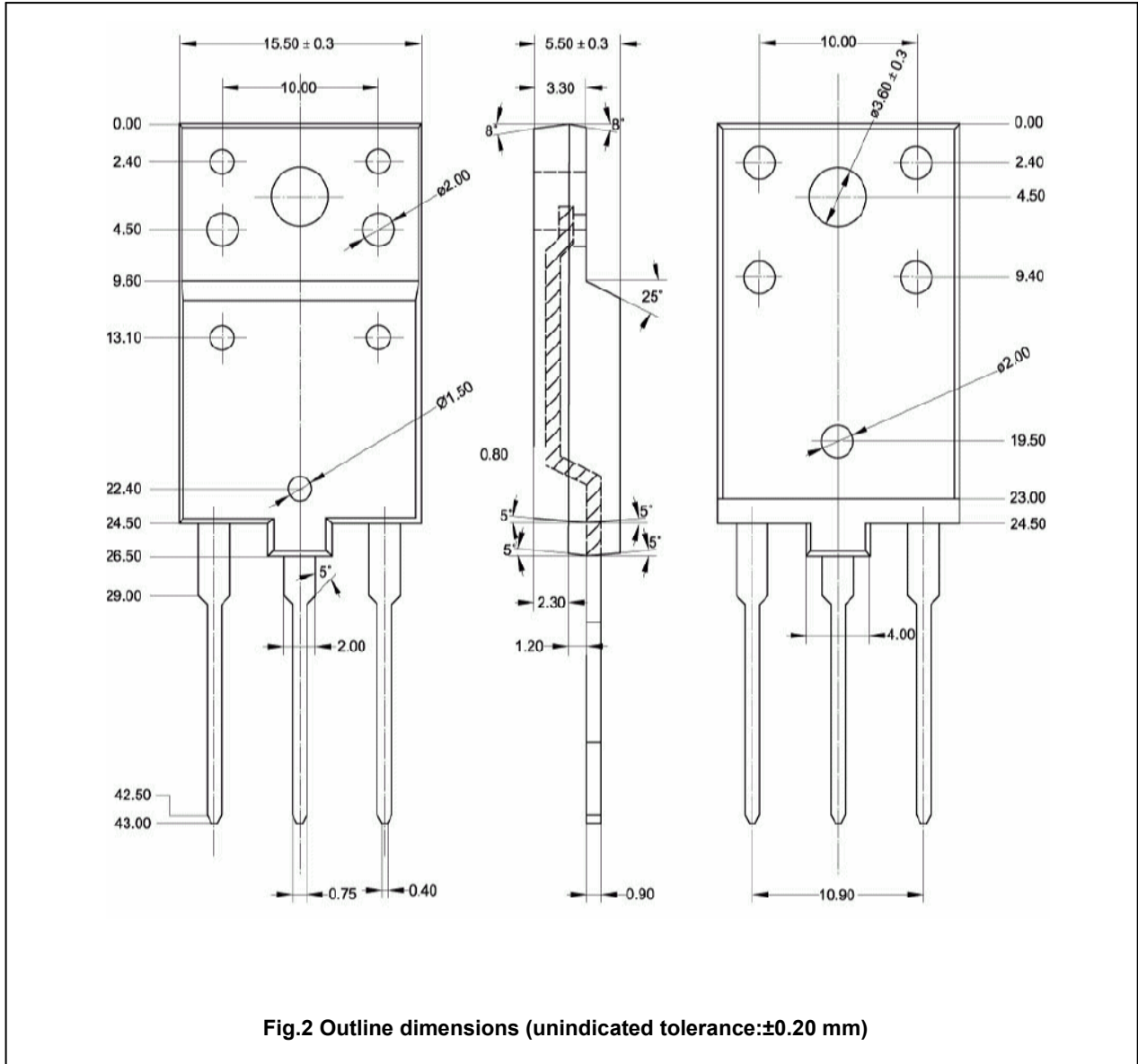


Fig.2 Outline dimensions (unindicated tolerance:  $\pm 0.20$  mm)

Silicon NPN Power Transistors

2SC5339

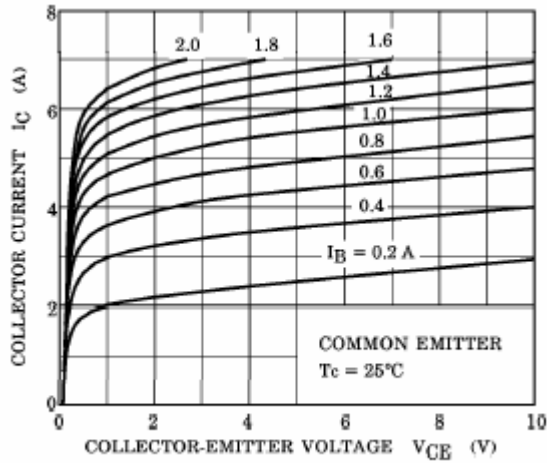


Fig.3 Static Characteristic

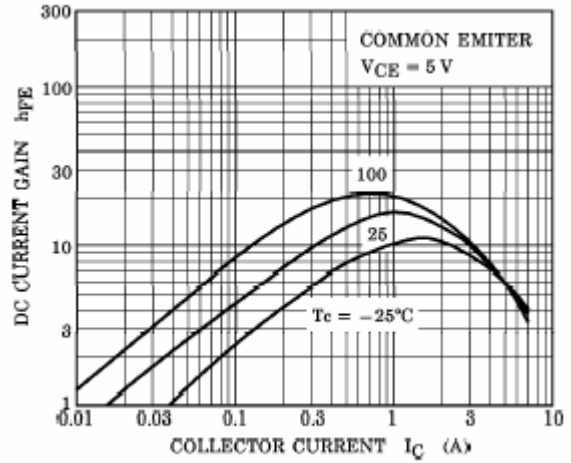


Fig.4 DC current Gain

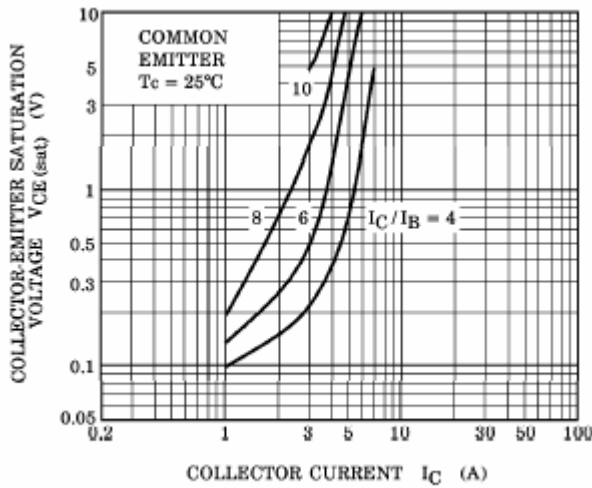


Fig.5 Collector-Emitter Saturation Voltage

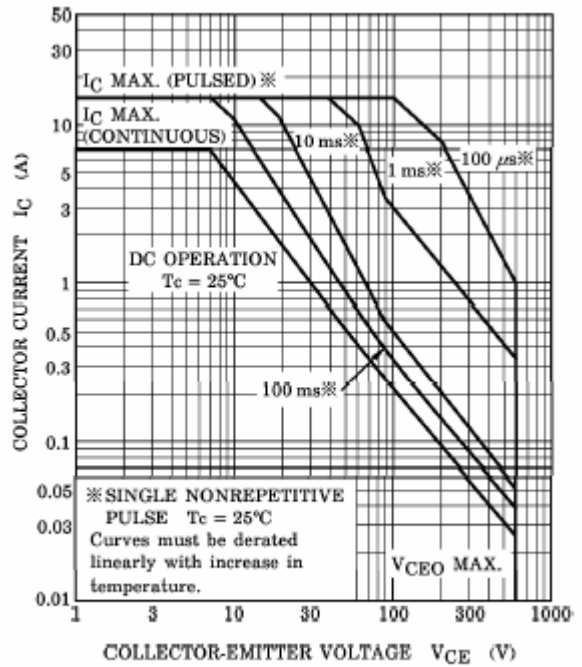


Fig.6 Safe Operating Area