

DATA SHEET

Part No.	AN15525A
Package Code No.	T0220 - 7A

Maintenance/Discontinued includes following lifecycle stage.
planned maintenance type
maintenance type
planned discontinued type
discontinued type
Please visit following URL about latest information.
<http://www.semicon.panasonic.co.jp/en/>

Contents

■ Overview	3
■ Features	3
■ Applications	3
■ Package	3
■ Application Circuit	4
■ Block Diagram	6
■ Pin Descriptions	6
■ Absolute Maximum Ratings	7
■ Operating Supply Voltage Range	7

Maintenance/Discontinued includes four Product lifecycle stage.
Discontinued
planned maintenance type
maintenance type
planned discontinued type
discontinued type
Please visit following URL about latest information.
<http://www.semicon.panasonic.co.jp/en/>

AN15525A

Silicon Monolithic Bipolar IC

■ Overview

AN15525A are ICs for CRT vertical deflection output. AN15525A can directly drive a deflection coil with saw wave output from a signal processing IC.

With its maximum output current of 2 A[p-p], AN15525A are suitable for the use of driving of 21 inch to 29 inch monitors.

■ Features

- Vertical output circuit
- Built-in pump up circuit
- Built-in thermal protection circuit
- Absolute maximum rating 80 V
- Maximum output current 2 A[p-p]

■ Applications

- CRT vertical output
- TV sets and displays

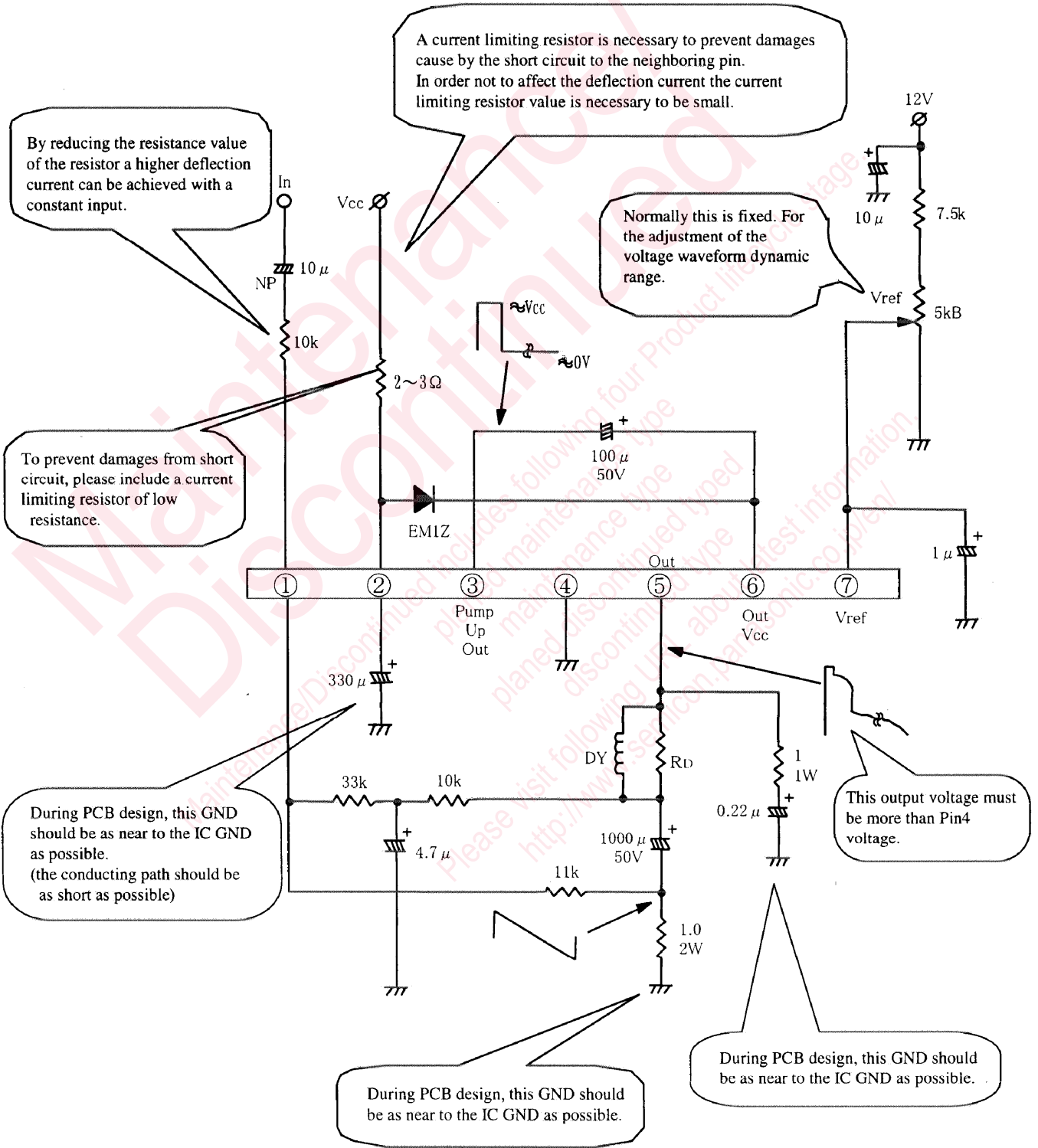
■ Package

- T0220 - 7pin plastic package with Fin

■ Application Circuit

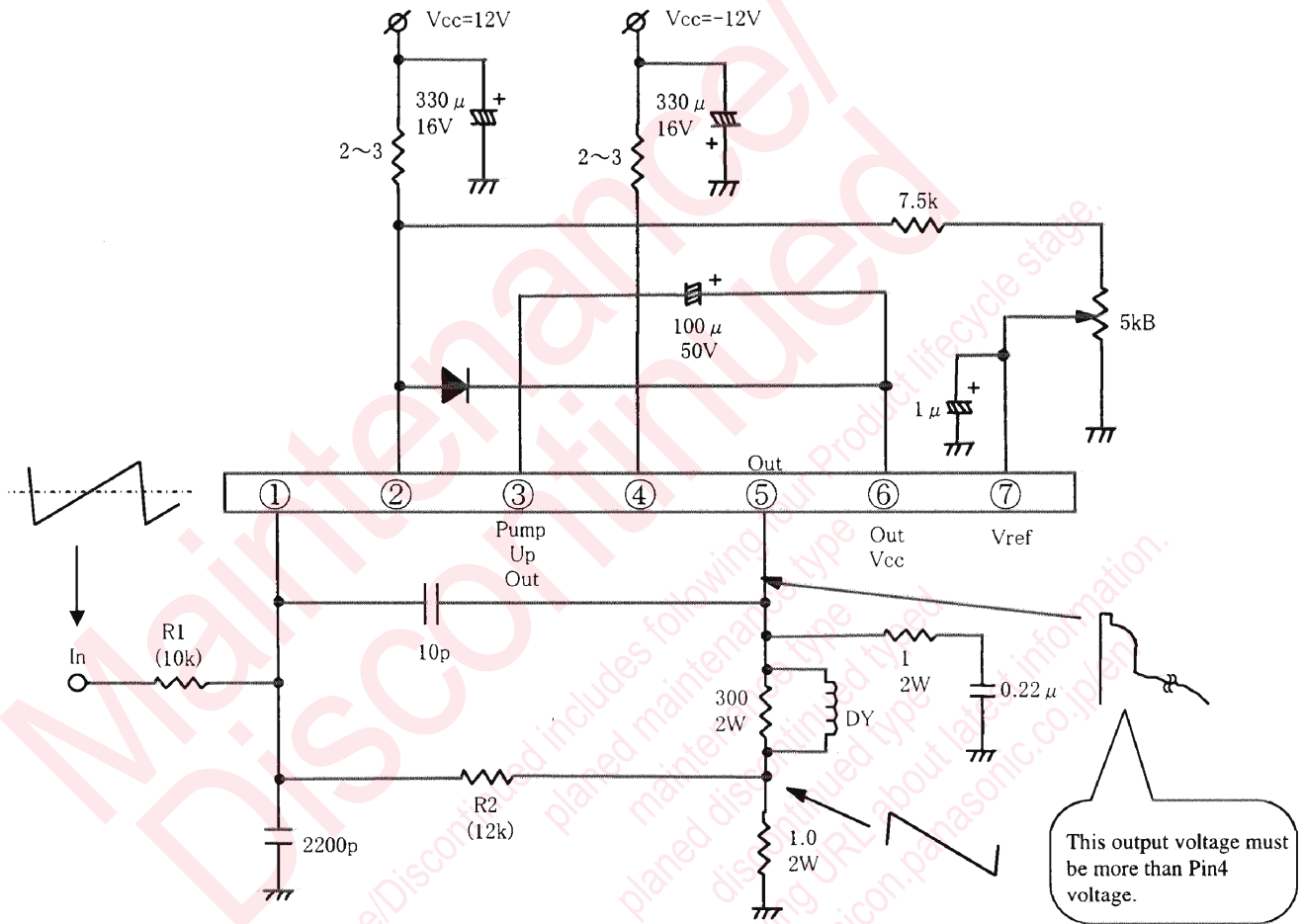
- AC Coupling

Application Circuit
AC Coupling



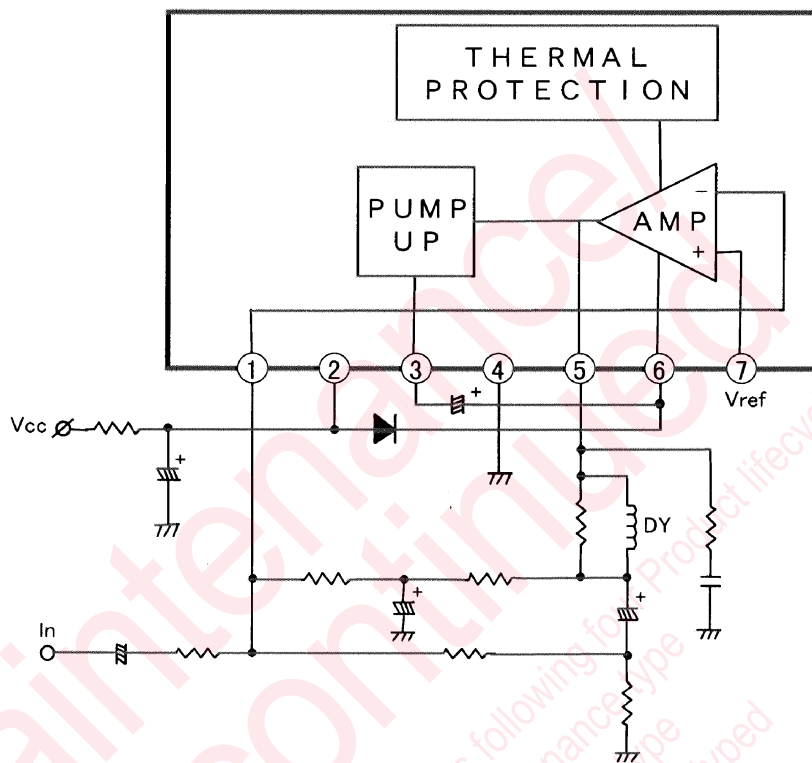
■ Application Circuit (continued)

- DC Coupling



In order to get required gain, it is necessary to adjust the R1 and R2.

■ Block Diagram



■ Pin Descriptions

Pin No.	Pin name
1	Inverting input
2	Power supply
3	Pump - up output
4	GND
5	Vertical output
6	Vertical output power supply
7	Non - inverting input

■ Absolute Maximum Ratings

No.	Parameter	Symbol	Rating		Unit	Note
1	Storage temperature	T_{stg}	-55 to +150		°C	*1
2	Operating ambient temperature	T_{opr}	-20 to +70		°C	*1
3	Operating ambient atmospheric pressure	P_{opr}	$1.013 \times 10^5 \pm 0.61 \times 10^5$		Pa	
4	Operating constant gravity	G_{opr}	9 810		m/S ²	
5	Operating shock	S_{opr}	4 900		m/S ²	
6	Supply voltage	V_{CC2}	35		V	
7	Supply current	I_{CC2}	360		mA	
8	Power dissipation	P_D	1.5		W	*2
9	Circuit voltage	V_{5-4}, V_{6-4}	0	80	V	
10	Circuit voltage	V_{7-4}, V_{1-4}	0	V_{2-4}	V	
11	Circuit current	I_5, I_3	-1.5	1.5	A[0-p]	

Note) *1 : Except for the operating ambient temperature and storage temperature, all ratings are for $T_a = 25^\circ\text{C}$

*2 : The power dissipation shall be at $T_a = 70^\circ\text{C}$ in free air, without heat sink. (refer to sheet no. 12)

■ Operating Supply Voltage Range

Operating supply voltage range	V_{CC2}	12 V to 30 V
Deflection output current	$I_{S[p-p]}$	to 2.0 A[p-p]

Request for your special attention and precautions in using the technical information and semiconductors described in this book

- (1) If any of the products or technical information described in this book is to be exported or provided to non-residents, the laws and regulations of the exporting country, especially, those with regard to security export control, must be observed.
- (2) The technical information described in this book is intended only to show the main characteristics and application circuit examples of the products, and no license is granted under any intellectual property right or other right owned by our company or any other company. Therefore, no responsibility is assumed by our company as to the infringement upon any such right owned by any other company which may arise as a result of the use of technical information described in this book.
- (3) The products described in this book are intended to be used for standard applications or general electronic equipment (such as office equipment, communications equipment, measuring instruments and household appliances).
Consult our sales staff in advance for information on the following applications:
 - Special applications (such as for airplanes, aerospace, automobiles, traffic control equipment, combustion equipment, life support systems and safety devices) in which exceptional quality and reliability are required, or if the failure or malfunction of the products may directly jeopardize life or harm the human body.
 - Any applications other than the standard applications intended.
- (4) The products and product specifications described in this book are subject to change without notice for modification and/or improvement. At the final stage of your design, purchasing, or use of the products, therefore, ask for the most up-to-date Product Standards in advance to make sure that the latest specifications satisfy your requirements.
- (5) When designing your equipment, comply with the range of absolute maximum rating and the guaranteed operating conditions (operating power supply voltage and operating environment etc.). Especially, please be careful not to exceed the range of absolute maximum rating on the transient state, such as power-on, power-off and mode-switching. Otherwise, we will not be liable for any defect which may arise later in your equipment.
 - Even when the products are used within the guaranteed values, take into the consideration of incidence of break down and failure mode, possible to occur to semiconductor products. Measures on the systems such as redundant design, arresting the spread of fire or preventing glitch are recommended in order to prevent physical injury, fire, social damages, for example, by using the products.
- (6) Comply with the instructions for use in order to prevent breakdown and characteristics change due to external factors (ESD, EOS, thermal stress and mechanical stress) at the time of handling, mounting or at customer's process. When using products for which damp-proof packing is required, satisfy the conditions, such as shelf life and the elapsed time since first opening the packages.
- (7) This book may be not reprinted or reproduced whether wholly or partially, without the prior written permission of Matsushita Electric Industrial Co., Ltd.