

Silicon NPN Power Transistors

2SC4517 2SC4517A

DESCRIPTION

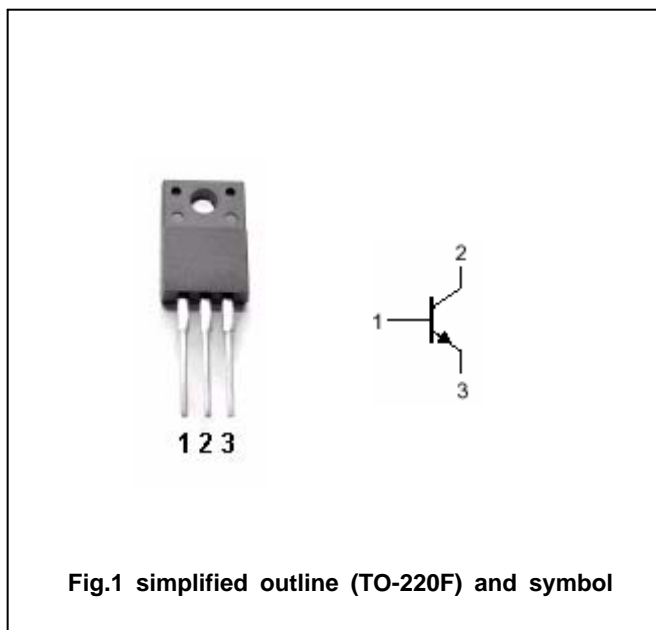
- With TO-220F package
- High voltage switching transistor

APPLICATIONS

- For switching regulator and general purpose applications

PINNING

| PIN | DESCRIPTION |
|-----|-------------|
| 1 | Base |
| 2 | Collector |
| 3 | Emitter |



Absolute maximum ratings (Ta=25)

| SYMBOL | PARAMETER | CONDITIONS | VALUE | UNIT |
|------------------|-----------------------------|--------------------|---------|------|
| V _{CBO} | Collector-base voltage | 2SC4517 | 900 | V |
| | | 2SC4517A | 1000 | |
| V _{CEO} | Collector-emitter voltage | Open base | 550 | V |
| V _{EBO} | Emitter-base voltage | Open collector | 7 | V |
| I _C | Collector current | | 3 | A |
| I _{CM} | Collector current-pulse | | 6 | A |
| I _B | Base current | | 1.5 | A |
| P _C | Collector power dissipation | T _C =25 | 30 | W |
| T _j | Junction temperature | | 150 | |
| T _{stg} | Storage temperature | | -55~150 | |

Silicon NPN Power Transistors

2SC4517 2SC4517A

CHARACTERISTICS

T_j=25 unless otherwise specified

| SYMBOL | PARAMETER | CONDITIONS | MIN | TYP. | MAX | UNIT |
|----------------------|--------------------------------------|--|-----|------|-----|------|
| V _{(BR)CEO} | Collector-emitter breakdown voltage | I _C =10mA ; I _B =0 | 550 | | | V |
| V _{CEsat} | Collector-emitter saturation voltage | I _C =1A; I _B =0.2A | | | 0.5 | V |
| V _{BEsat} | Base-emitter saturation voltage | I _C =1A; I _B =0.2A | | | 1.2 | V |
| I _{CBO} | Collector cut-off current | V _{CB} =800V; I _E =0 | | | 100 | μA |
| I _{EBO} | Emitter cut-off current | V _{EB} =7V; I _C =0 | | | 100 | μA |
| h _{FE} | DC current gain | I _C =1A ; V _{CE} =4V | 10 | | 30 | |
| C _{OB} | Output capacitance | I _E =0; V _{CB} =10V;f=1MHz | | 35 | | pF |
| f _T | Transition frequency | I _E =-0.25A ; V _{CE} =12V | | 6 | | MHz |

Switching times

| | | | | | | |
|-----------------|--------------|--|--|--|-----|----|
| t _{on} | Turn-on time | I _C =1.0A I _{B1} =0.15A I _{B2} =-0.45A V _{CC} =250V ,R _L =250 | | | 0.7 | μs |
| t _s | Storage time | | | | 4.0 | μs |
| t _f | Fall time | | | | 0.5 | μs |

Silicon NPN Power Transistors

2SC4517 2SC4517A

PACKAGE OUTLINE

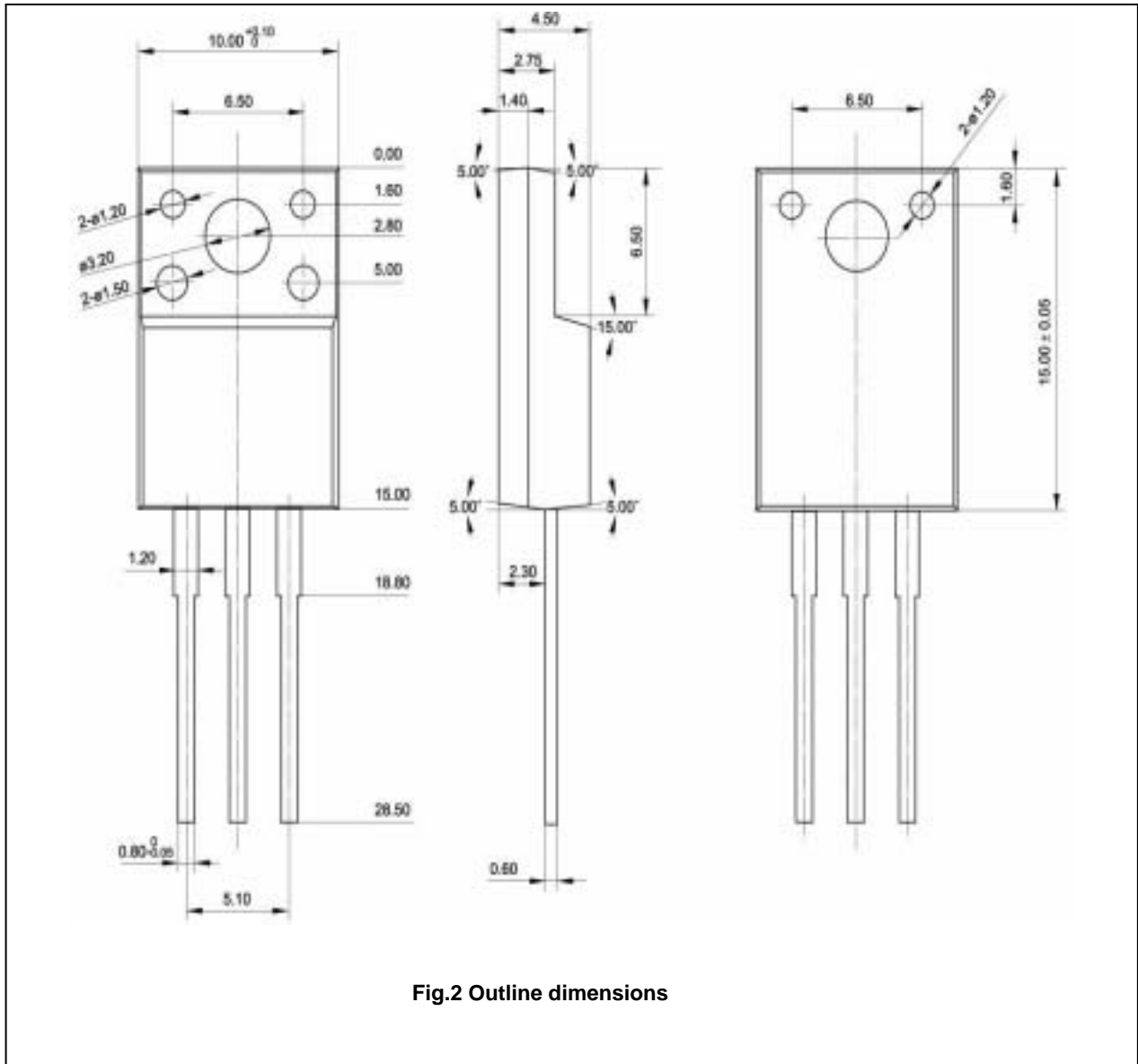


Fig.2 Outline dimensions

Silicon NPN Power Transistors

2SC4517 2SC4517A

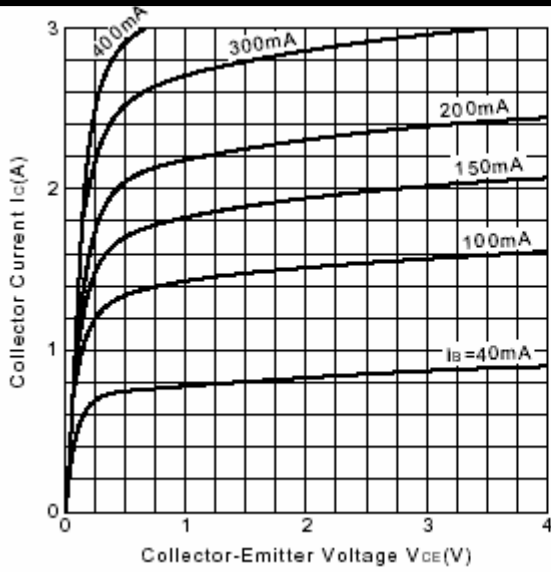


Fig.3 Static Characteristic

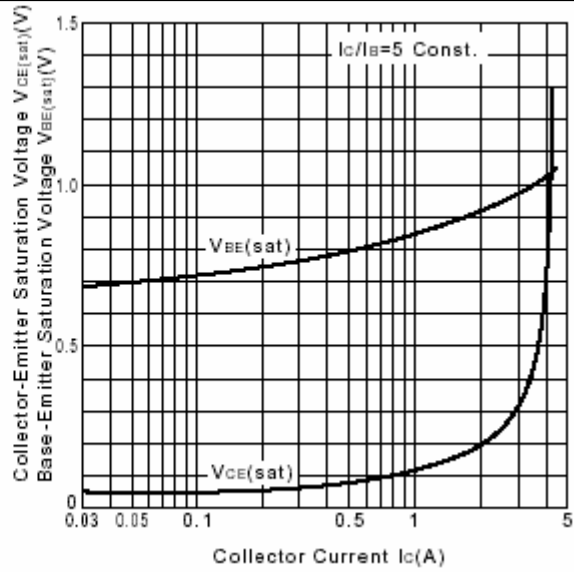


Fig.4 Base-Emitter Saturation Voltage
Collector-Emitter Saturation Voltage

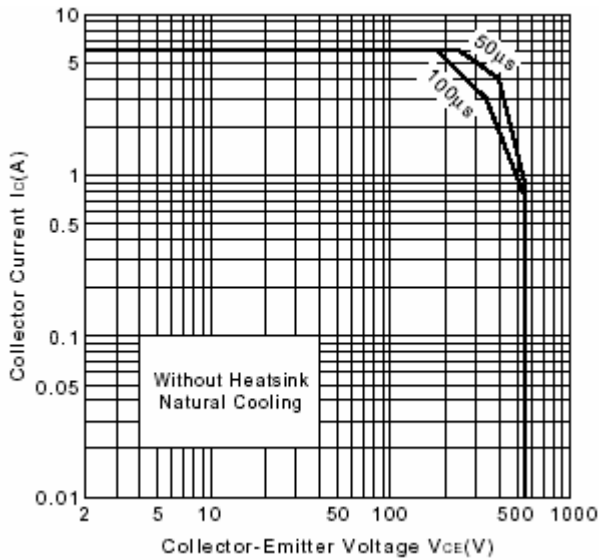


Fig.5 Safe Operating Area

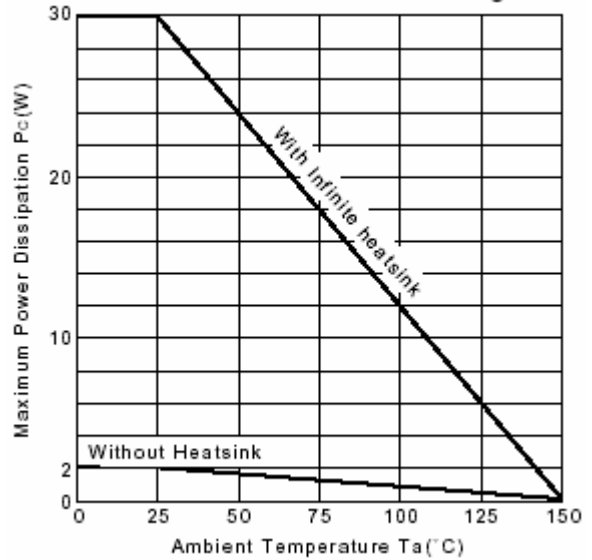


Fig.6 P_c - T_a Derating

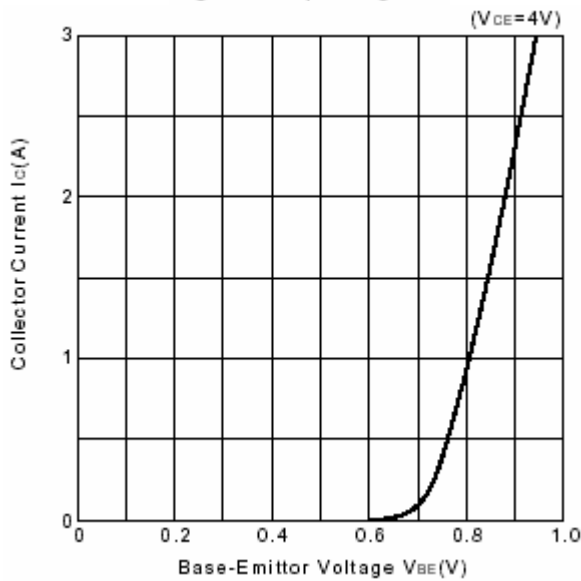


Fig.7 I_c - V_{BE}

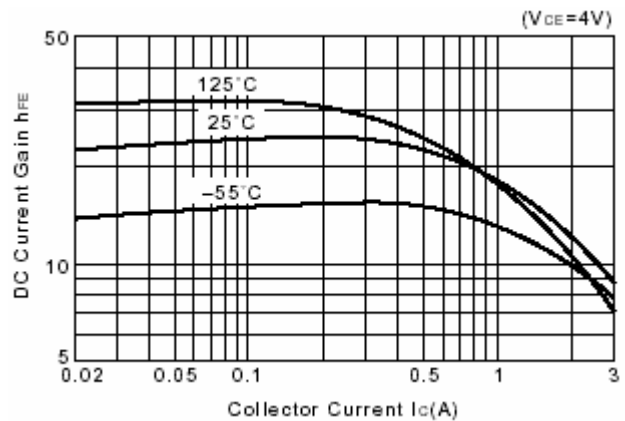


Fig.8 DC current Gain