

Model:YWF(K)4D225-GQ

Fan type:AC Forward curved centrifugal fan



Manufactory:Zhejiang MingZhen Electric & Electronic Co., Ltd.

ADD:The Central Industry Zone, Chengnan Town, WenLing City, Zhejiang Province, China

TEL:0086-576-86268888

FAX:0086-576-86268020

Mail:info1@cnsanmu.com

WEB:http://www.cnsanmu.com

Fan Introduction

This product consist of outer rotor(AC)motor, forward curved centrifugal impeller, with features of compact structure, small volume, light weight, convenient installation etc..

Scope of application

General purpose fan, can be widely used in purification of air conditioning systems, ventilation duct dust, environmental protection, refrigeration equipment and other fields.

Environmental requirements

- Operating ambient temperature range:-25℃~+50℃
- Working environment humidity range:≤90%
- Transportation and storage temperature range:-40℃~+80℃
- Transportation and storage environment humidity range:≤80%
- The storage place is well ventilated, corrosive gases not contained.

Model:YWF(K)4D225-GQ

Fan type:AC Forward curved centrifugal fan

Design, manufacturing, testing standards and certification

- JB/T 10563 Technical specification for general purposes centrifugal fans
- GB/T 14711 Safety requirements of small and medium size rotating electrical machines
- GB/T 755/IEC60034-1 Rotating electrical machines - Part 1: Rating and performance
- GB 4706.32-2012/IEC 60335-2-40:2005 Household and similar electrical appliances - Safety - Part 2-40: Particular requirements for electrical heat pumps, air-conditioners and dehumidifiers
- Balance quality grade for rotor is G6.3, in accordance with ISO 1940-1,
- Vibration testing and velocity is performed according to JB/T 8689.
- This product is certified by China CCC and EU CE
- ISO 9001 quality system certification

Technical features

Mass	6.9 kg
Size	φ225 mm
Impeller material	Galvanised sheet steel
Rotation	Counter-clockwise(Seen from cable exit)
Protection class	IP54
Insulation class	F
Mounting	Shaft horizontal or rotor on bottom; rotor on top on request
Mode of operation	S1(Continuous operation)
Bearings	Maintenance-free ball bearings
Thermal protector	Can be built in or out of line according to requirements

Structures

Inlet type	Single Inlet
Impeller type	Forward curved impeller
Housing	Without housing; With inlet ring;

Technical parameters

Supply	3P
Frequency	50 Hz
Motor poles	4

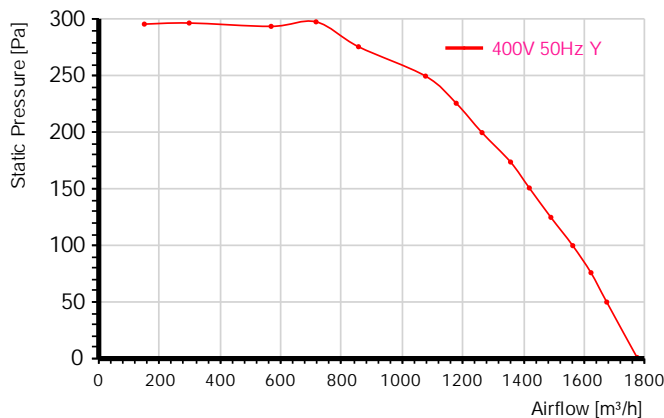
Model:YWF(K)4D225-GQ

Fan type:AC Forward curved centrifugal fan

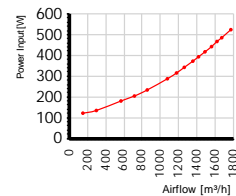
Rated voltage	230/400 VAC
Power input	490 W
Rated current	1.43/0.82 A
Rated speed	1300 r/min
Max airflow	1770 m³/h (Static pressure=0Pa)
Acoustic	80 dB(A) measured at 1.0m from inlet side

Performance curve

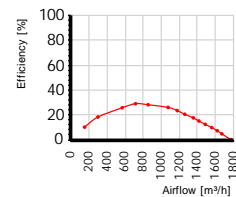
Airflow curve



Power input curve



Efficiency on total pressure



Performance test with reference to GB/T 1236-2017, equivalent to ISO 5801

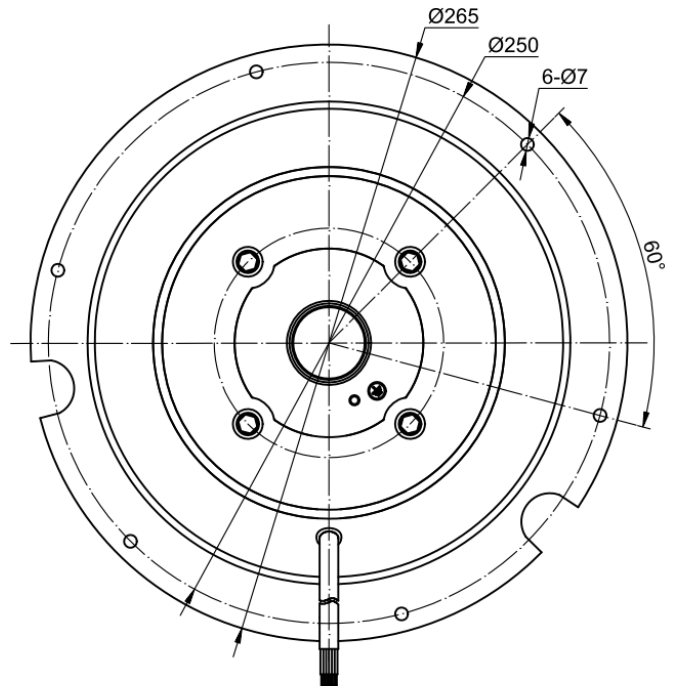
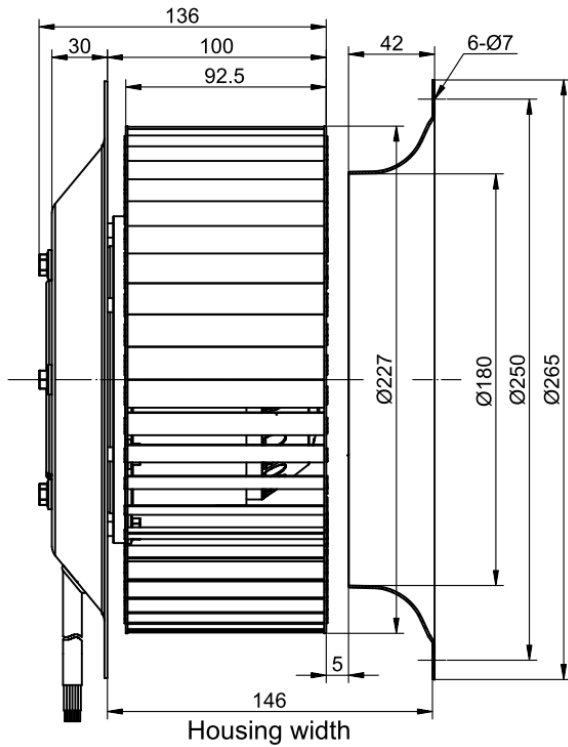
TestID			2012081414			Connection			Y		
Test environment											
Outlet size		Outlet area		Temperature		Humidity		Baropressure		Density	
225mm		0.0398㎡		32℃		73%		101kPa		1.2kg/m³	
Test data											
Voltage	Frequency	Speed	Power input	Current	Airflow	Static pressure	Dynamic pressure	Total pressure	Pressure Difference	Nozzle Size	
V	Hz	r/min	W	A	m³/h	Pa	Pa	Pa	Pa	mm	
401	50	1464	121	0.4	150	296	1	297	278	30+40	
400.8	50	1457	134	0.41	298	297	2	299	273	30+40+50	
404.4	50	1433	180	0.44	568	294	9	303	252	30+40+50+70	
401.2	50	1416	204	0.45	716	298	14	312	399	30+40+50+70	
400.5	50	1399	233	0.48	856	276	20	296	248	30+40+50+100	
401.1	50	1364	287	0.53	1077	250	32	283	223	30+40+50+70+100	

Model:YWF(K)4D225-GQ

Fan type:AC Forward curved centrifugal fan

398.9	50	1344	315	0.57	1178	226	38	265	266	30+40+50+70+100
399.1	50	1329	342	0.6	1263	200	44	244	306	30+40+50+70+100
402.2	50	1310	372	0.63	1357	174	51	225	352	30+40+50+70+100
401.4	50	1297	393	0.66	1419	151	56	207	386	30+40+50+70+100
401.3	50	1280	417	0.69	1490	125	62	187	425	30+40+50+70+100
400.8	50	1262	442	0.73	1562	100	68	167	466	30+40+50+70+100
402.5	50	1246	467	0.76	1622	76	73	149	502	30+40+50+70+100
401.6	50	1231	485	0.79	1674	50	78	127	535	30+40+50+70+100
399.9	50	1201	524	0.85	1774	1	87	88	600	30+40+50+70+100

Dimensions(in mm)

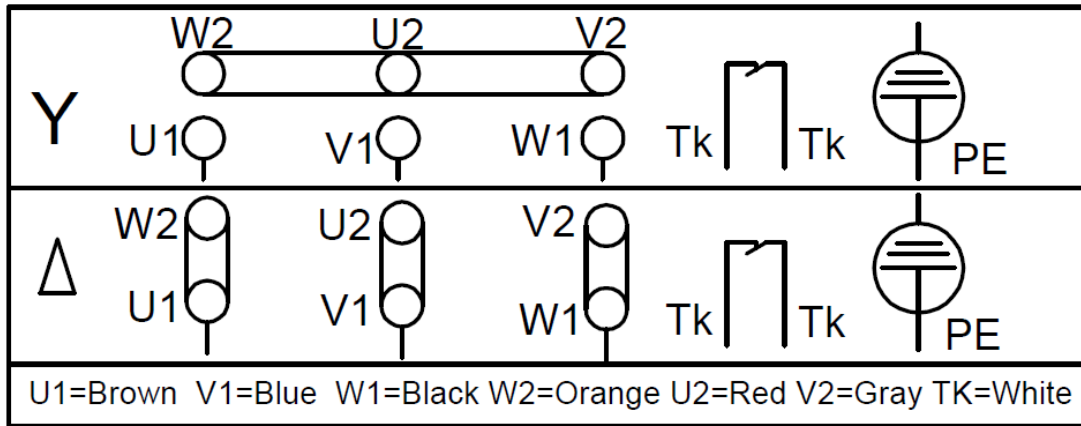


Model:YWF(K)4D225-GQ

Fan type:AC Forward curved centrifugal fan

Wiring diagram

WIRING DIAGRAM



Attentions

- ❑ Please check the appearance and the accessories if there is no damage before use, check the model is consistent with requirements;
- ❑ Keep reliable grounding according to the wiring diagram. to avoid motor burning and personal accident, please check wiring is loose or fall off;
- ❑ For AC fans powered by three-phase supply, please confirm the power connection phase sequence before use to ensure that the motor rotation direction is consistent with the marked rotation direction (the motor rotation direction can be changed by reversing any two-phase phase sequence of the power supply);
- ❑ Before connect the power supply, check whether the motor is reliable, otherwise it will cause motor damage and personal injury;
- ❑ It is forbidden to pull the power cable, if the power cable is damaged, to be repaired before use, to avoid the accident of electric shock;
- ❑ Drop or impact motor is forbidden;
- ❑ Washing motor with water is prohibited, it will reduce the motor insulation level, even lead to electric leakage even endanger personal safety;
- ❑ Special customized product is designed for specified requirements, please consult with our engineers before change useage;

Model:YWF(K)4D225-GQ

Fan type:AC Forward curved centrifugal fan

- ▣The temperature of the motor shell may be higher in a short time after the fan stopped, Please avoid direct contact with the motor surface. If necessary, please take protective measures to prevent scald;
- ▣Do not contact the impeller when the fan running, you need to wait for all the parts stopped before operate it;
- ▣When the fan is installed, check and ensure there is no debris in the shell and other shell body, keep the fan clean;
- ▣After the fan installation complete, before connected to supply, please confirm that there is no collision or interference or stuck.

Service life, maintenance, warranty and Disclaimer

- The design life of this product is 40,000 hours. This data is derived from the expected life of L10 for general ball bearings at 40℃ is 40,000 hours. The actual service life of the product is affected by the use environment (temperature, humidity, installation, bearing load, etc.).
- According to the use of the environment, please make a clean maintenance every 3~6 months.
- From the date of purchase (order delivery date), The warranty period is one year. During this period, for failure due to the quality of the product itself, we provide free replacement or repairing. If the damage caused by improper disassembly, transportation, artificial damage or natural disasters, etc., is not in the scope of this warranty;
- All AC fans should be used according to the specified voltage range and power frequency. It is not recommended to use frequency converters and voltage regulators as speed control devices. If necessary, you need to make technical confirmation with our sales before placing an order. The use of unconfirmed speed control devices leads to the reduction of product life, abnormal noise, operating failures, etc., which are not covered by this warranty;