



ECAN-200-FD

Ethernet to 2-port CAN FD Converter

Features

- Compatible with the ISO 11898-2 standard
- Compatible with CAN specification 2.0 A/B and FD
- CAN FD support for ISO and Non-ISO (Bosch) standards switchable
- CAN FD bit rates for data field from 100 kbps to 10000 kbps
- CAN bit rates from 10 kbps to 1000 kbps
- Web configuration
- CAN bus ID filter
- TCP server function
- CAN pair connection via UDP communication
- UDP responder for device discovery



Introduction

The IoT (Internet of Things) has been a much discussed topic in recent years. Using the IoT concept, it is easy to integrate the environment of heterogeneous network and let all of the things into be digitized making life more convenient. In order to provide additional access to IoT applications related to industry based on the CAN bus, ICPDAS has developed a new Ethernet product, the ECAN-200-FD. The ECAN-200-FD module is an Ethernet to 2-port CAN FD (CAN with Flexible Data-Rate) Converter. As its functionality, that provides communications via the TCP and UDP functions which helps users to get/set CAN/CAN FD data via Ethernet. It also provides CAN pair connection method, which enables CAN networks to be coupled together over the Internet/Ethernet, whereby remote monitoring and control is possible. The ECAN-200-FD module includes two CAN bus interfaces, meaning that more various CAN/CAN FD applications can be supported.

Specifications

CAN Interface	
Channels	2
Connector	9-pin D-sub male x 2
Transmission Speed	CAN bit rates: 10 ~ 1000 kbps, CAN FD bit rates for data field: 100 ~ 10000 kbps
Terminator Resistor	DIP switch for the 120 Ω terminal resistor
Isolation	3000 VDC for DC-to-DC, 2500 Vrms for photo couple
Specification	ISO 11898-2, CAN 2.0 A/B and FD
Ethernet Interface	
Ethernet	10/100 Base-TX, 8-pin RJ-45 x 1, (Auto-negotiating, Auto-MDI/MDIX, LED indicator)
Protocol	TCP, UDP, HTTP, BOOTP, TFTP, DHCP
LED Indicators/Display	
Status	1 x Power status, 3 x CAN1 status, 3 x CAN2 status
Power	
Power Supply	Unregulated +10 ~ +30 VDC
Power Consumption	0.05A @ 24VDC
Mechanical	
Installation	DIN-Rail
Casing	Metal
Dimensions (mm)	122.0 x 160.0 x 28.0 (W x L x H)

Environment	
Operating Temperature	-25 ~ +75°C
Storage Temperature	-30 ~ +80°C
Humidity	10 ~ 90% RH, Non-condensing

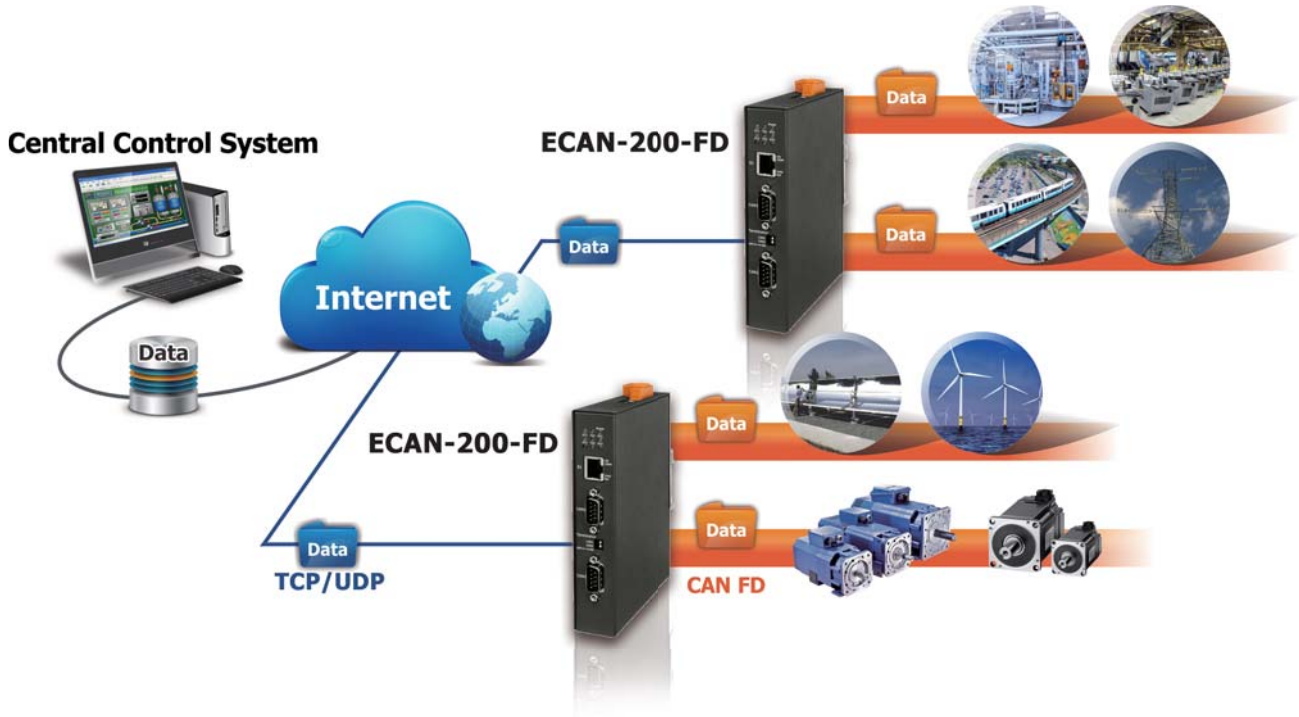
Attention:

The maximum CAN FD data rate can be exceeded depending on the concrete operating conditions (cable length, network topology, settings,...), but it can also not be reached.


Pin Assignments

Port	Schematic diagram	Pin	Description
CAN		1. N/A	No used
		2. CAN_L	CAN_Low bus line of CAN port
		3. CAN_GND	CAN ground of CAN port
		4. N/A	No used
		5. N/A	No used
		6. CAN_GND	CAN ground of CAN port
		7. CAN_H	CAN_High bus line of CAN port.
		8. N/A	No used
		9. N/A	No used
Power		1. +Vs	Voltage Source Input. +10VDC ~ +30VDC.
		2. GND	Power Ground.
		3. F.G.	Frame Ground.

Applications



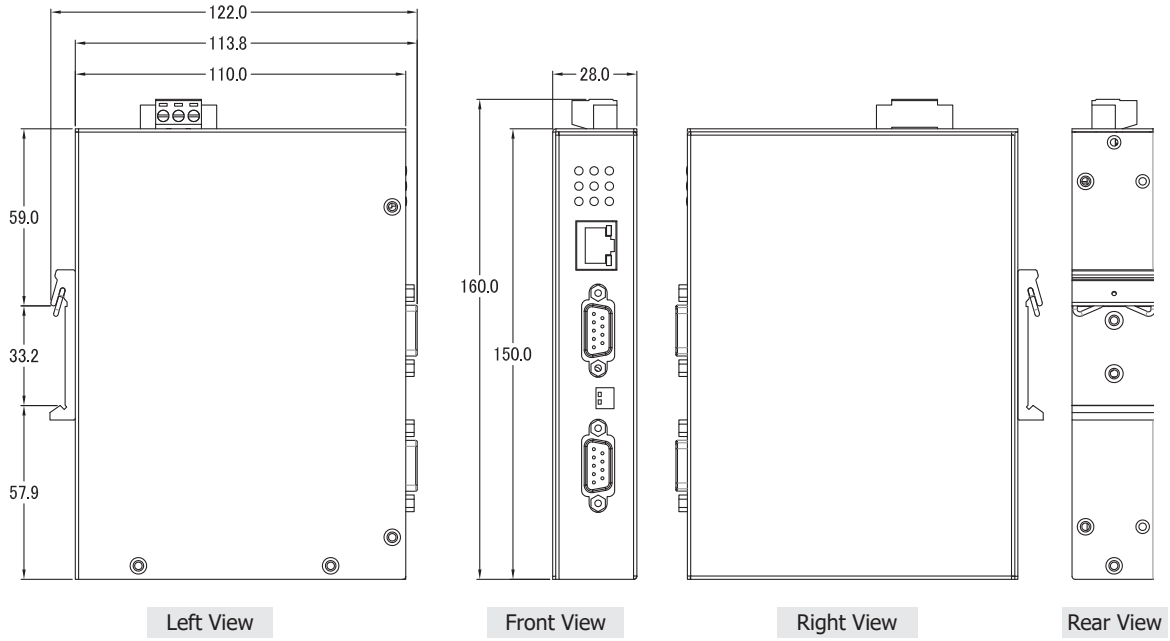
TCP Server



Pair Connection



■ Dimensions (Units: mm)



■ Ordering Information

ECAN-200-FD CR	Ethernet to 2-port CAN FD Converter (RoHS)
-----------------------	--