


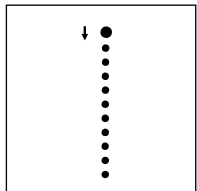
Stampoline Park Activities

Numbers
Up to 5



Write and Rhyme with Numberlings 1 to 5

Follow the fun rhyming tips to practise writing Numberlings! Trace and write the number in the boxes. Then, stamp the right Numberblock below.



One line down,
like a stick,
makes a One –
that was quick!




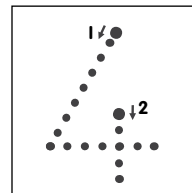
One curve down
is what you do.
Then, straight
across to make
a Two!




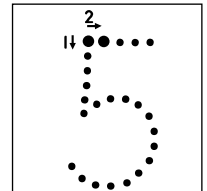
Make a curve, just
like me. Then, one
more and you've
got Three!



Down and right,
off once more,
cross the line an
that's a Four!


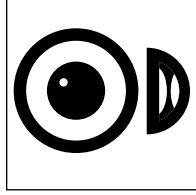





Down, around,
then a line up
high. High Five!



1, 2, 3, 4, 5





Write the missing numbers in the boxes.
Then, stamp the Numberblocks above.




5 Frame Friends

Which Numberblocks can team up to fill the 5 Frames?
Remember not to leave any blocks behind!

Who can
fit here?

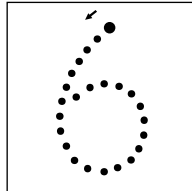




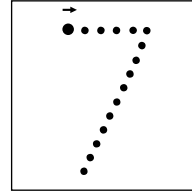

Write and Rhyme with Numberlings 6 to 10

Practise writing and tracing with
the fun rhyming tips! Remember
to stamp each Numberblock
below the right numberling.

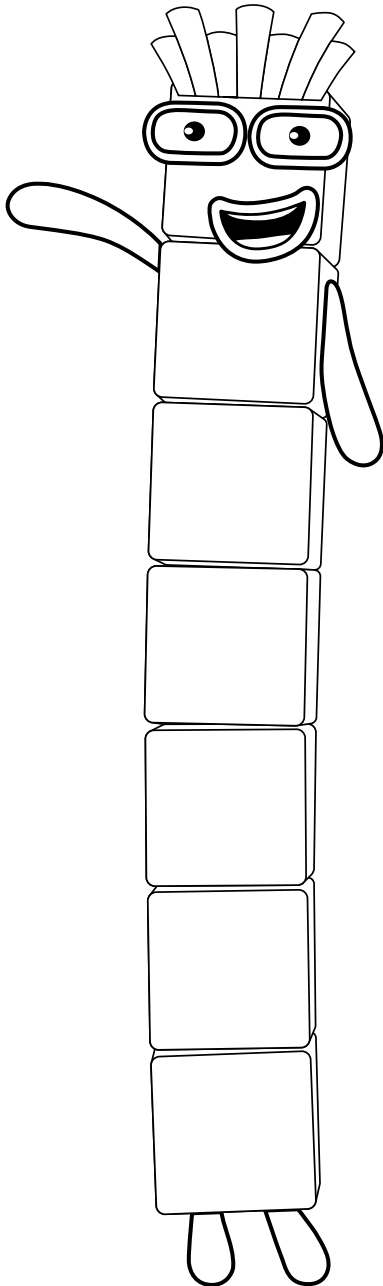
Start with a
curve, round
with a swish.
That's the way
to make a Six!



A line in the
sky, and down
to the ground –
that's how lucky
Seven's found!





7





Write and Rhyme with Numberlings 6 to 10 (cont.)

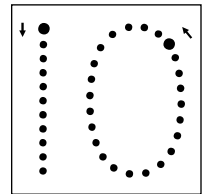

An "s" to start, looking great. Loop back up and there's your Eight!



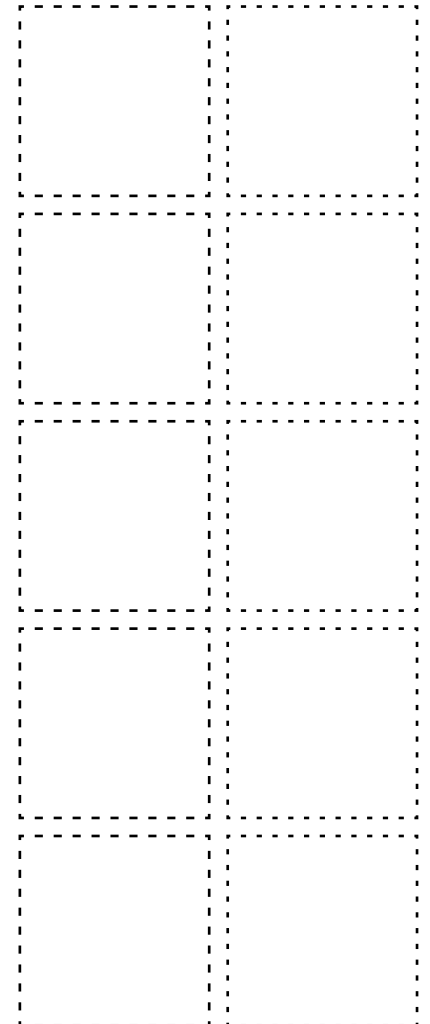
A loop and then a downward line. That's the way to make a Nine!



One line down, like a stick, makes a One – that was quick! Now, round in a loop, like an empty hoop! Makes Zero. That makes Ten!





Use a red pencil or crayon to outline each block. Then, stamp inside to make Numberblock Ten.



6, 7, 8, 9, 10

Write the missing numbers in the boxes.
Then, stamp the Numberblocks above.





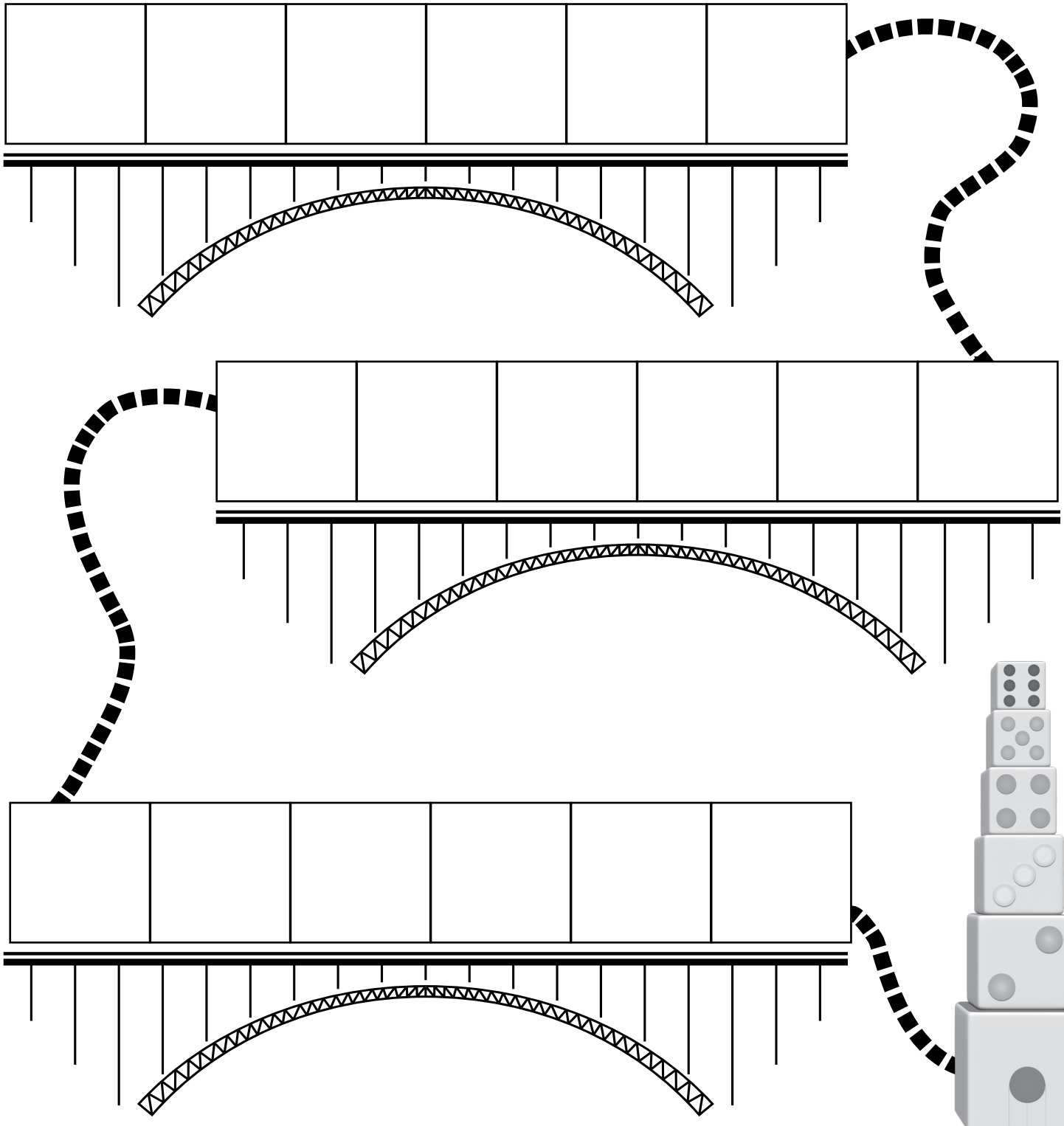
10 Frame Teams

Which 2 Numberblocks can team up to fill the 10 Frames? Remember not to leave any blocks behind!


Who can fit here?

Off to Pattern Palace

Follow the map to Pattern Palace! Use your stamps to create your own pattern on every bridge. After each pattern you make, say, "Pattern unlocked!"



Permission is granted for limited reproduction of pages for in-home or classroom use and not for resale.



Number Magic


It's your turn to try some Number Magic! Use your stamps to make 2 Numberblocks.
Can you write their numberlings in the number sentence and add them together?

$\underline{\hspace{2cm}} + \underline{\hspace{2cm}} = \underline{\hspace{2cm}}$

Permission is granted for limited reproduction of pages for in-home or classroom use and not for resale.

Stampoline Park

Choose a Numberblock to jump and stamp at the Stampoline Park!
How many different shapes can your Numberblock make?



Picnic Playtime

The Numberblocks love to picnic! Stamp a Numberblock above each plate. Then, draw a yummy snack for each Numberblock to eat. How many snacks will be on each plate?

4

