



**EVOTECH**®  
P E R F O R M A N C E

**Installation Instructions**

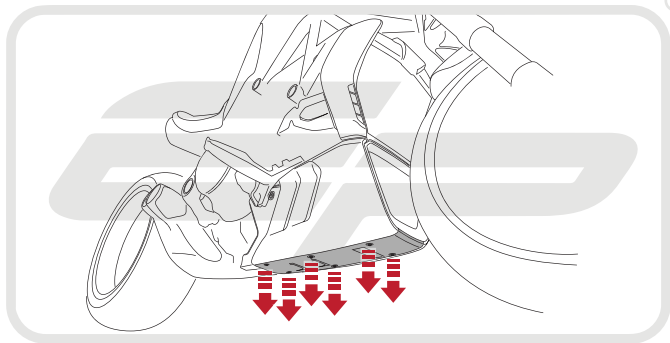


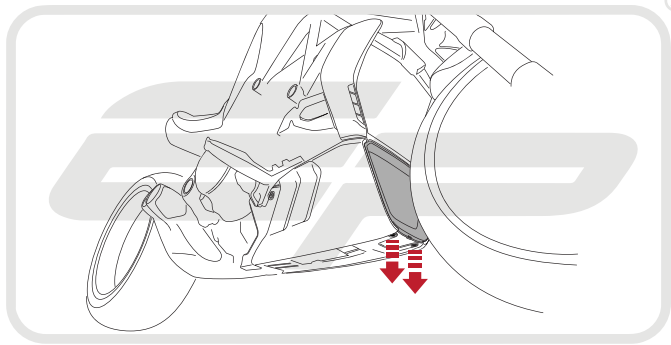
**DUCATI DIAVEL 2016  
OIL COOLER GUARD**

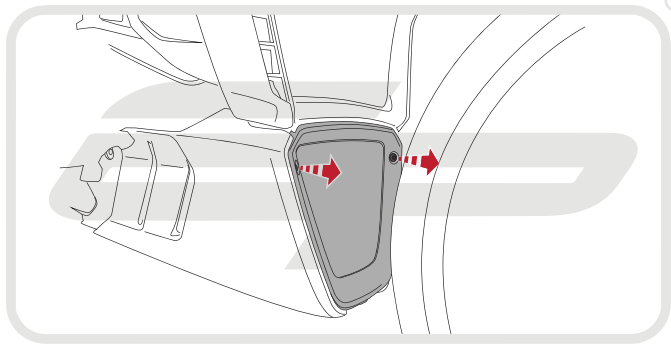
**Product Reference - 13090**

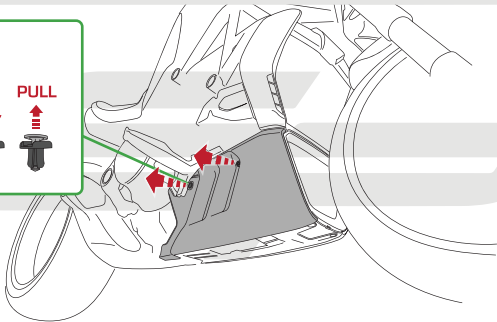
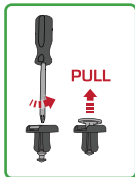
**Kit Contents**

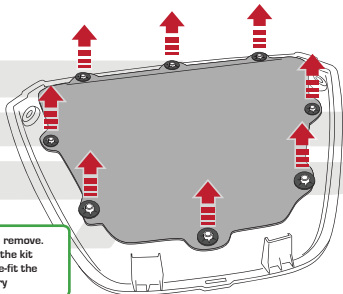
- A** 1 x Oil Cooler Guard
- B** 16 x 5mm Star Lock Washers



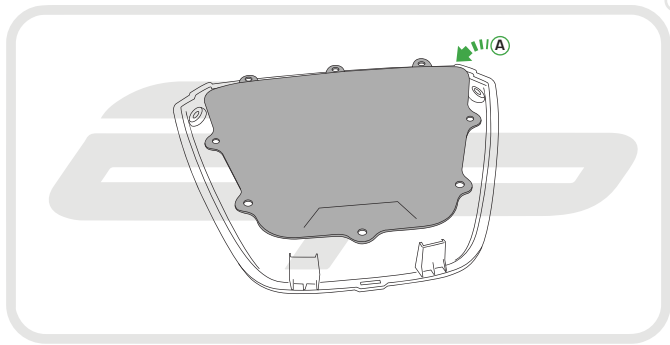




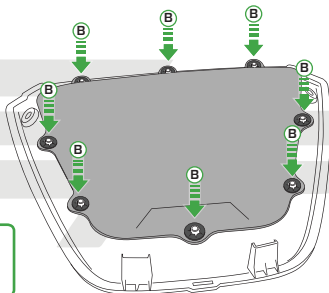




Star washers require cutting to remove.  
There are enough washers in the kit  
to fit the EP Guards and also re-fit the  
standard grill if necessary







Push Star washers firmly over 5mm bosses ensuring a firm location is achieved



Reverse Stages

4 - 1



### ESSENTIAL CHECKS

It is recommended that periodic inspections are made to ensure that dirt and debris have not become trapped between the guard and the radiator/oil cooler. Such dirt and debris would reduce the cooling efficiency of the radiator/oil cooler.

It is recommended that periodic inspections are made to ensure that all fixings are fully tightened.



**EVOTECH**®  
P E R F O R M A N C E

[www.evotech-performance.com](http://www.evotech-performance.com)