

MODEL : LBH-781/LBH-782/LBH-783/LBH-784/LBH-781-K/LBH-782-K/
LBH-783-K/LBH-784-K
List No : 0158-24

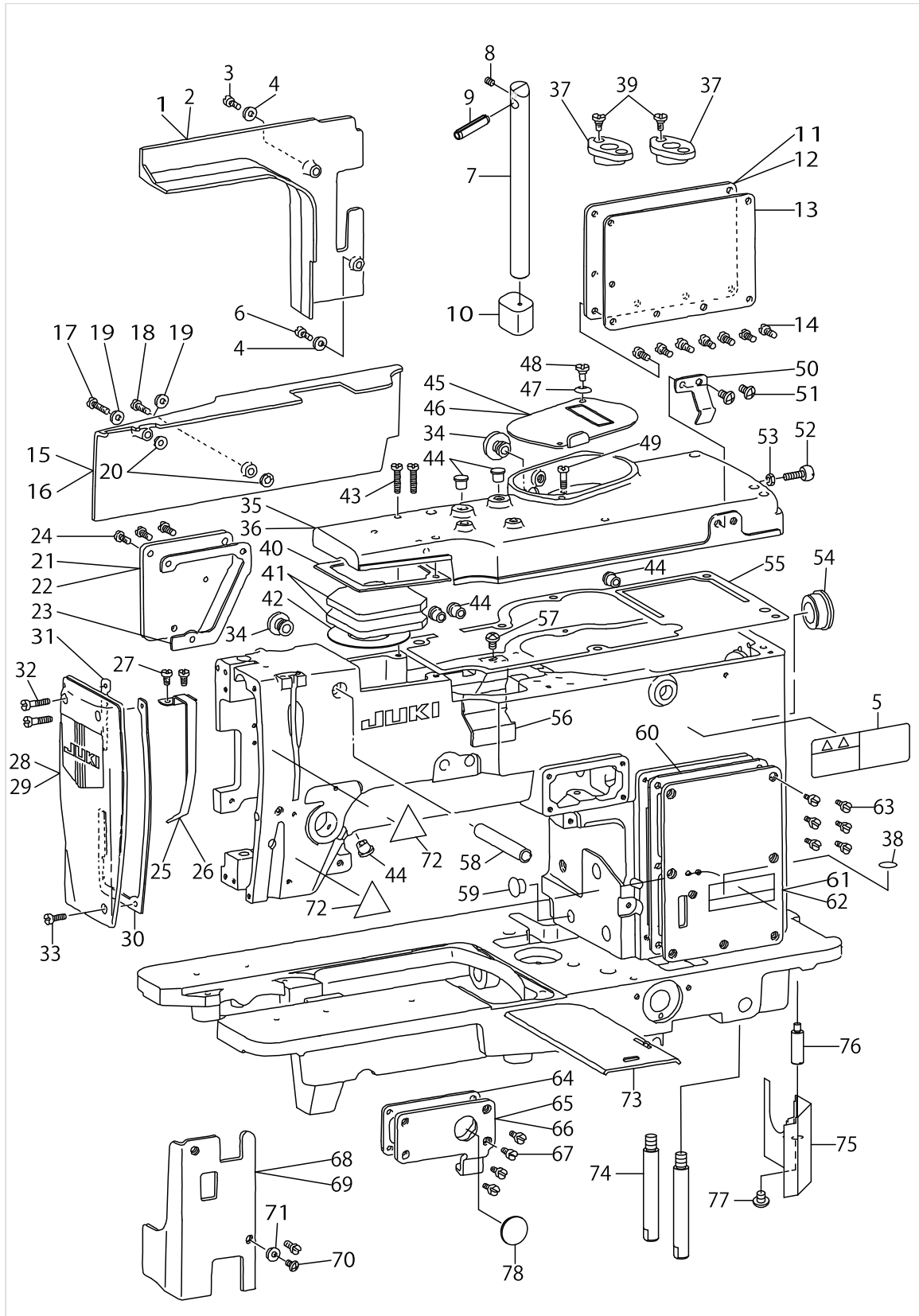
PARTS LIST

Published:05/12/2017

CONTENTS

FRAME & MISCELLANEOUS COVER COMPONENTS (1)	1
FRAME & MISCELLANEOUS COVER COMPONENTS (2)	5
MAIN SHAFT COMPONENTS	7
HOOK DRIVING SHAFT COMPONENTS	11
PRESSER BAR & WORK CLAMP CARRIER COMPONENTS.....	15
NEEDLE BAR FRAME COMPONENTS.....	21
OVEREDGING WIDTH ADJUSTING COMPONENTS	25
NEEDLE THREAD TRIMMER COMPONENTS.....	29
BOBBIN THREAD TRIMMER COMPONENTS.....	33
KNIFE BAR COMPONENTS.....	37
FEED CAM & TRIPPING SEGMENT COMPONENTS.....	41
STOP-MOTION COMPONENTS.....	45
TRIPPING LEVER COMPONENTS.....	47
LIFTING LEVER & BOBBIN WINDER COMPONENTS.....	49
THREAD TENSION COMPONENTS	53
LUBRICATION MECHANISM COMPONENTS.....	57
SPEED TRANSMITTER COMPONENTS.....	61
MOTOR PULLEY COMPONENTS	65
THREAD STAND COMPONENTS.....	67
EXCLUSIVE PARTS FOR LBH-782, LBH-783, LBH-784.....	69
SPECIAL ORDER PARTS	73
EXCHANGING PARTS.....	77
EXCLUSIVE PARTS FOR LBH-781-K.....	78
EXCLUSIVE PARTS FOR LBH-782-K, LBH-783-K.....	80
EXCLUSIVE PARTS FOR LBH-784-K.....	82
LIST FOR INFORMATION OF CHANGE.....	86
HOW TO MAKE USE OF THIS PARTS LIST	87

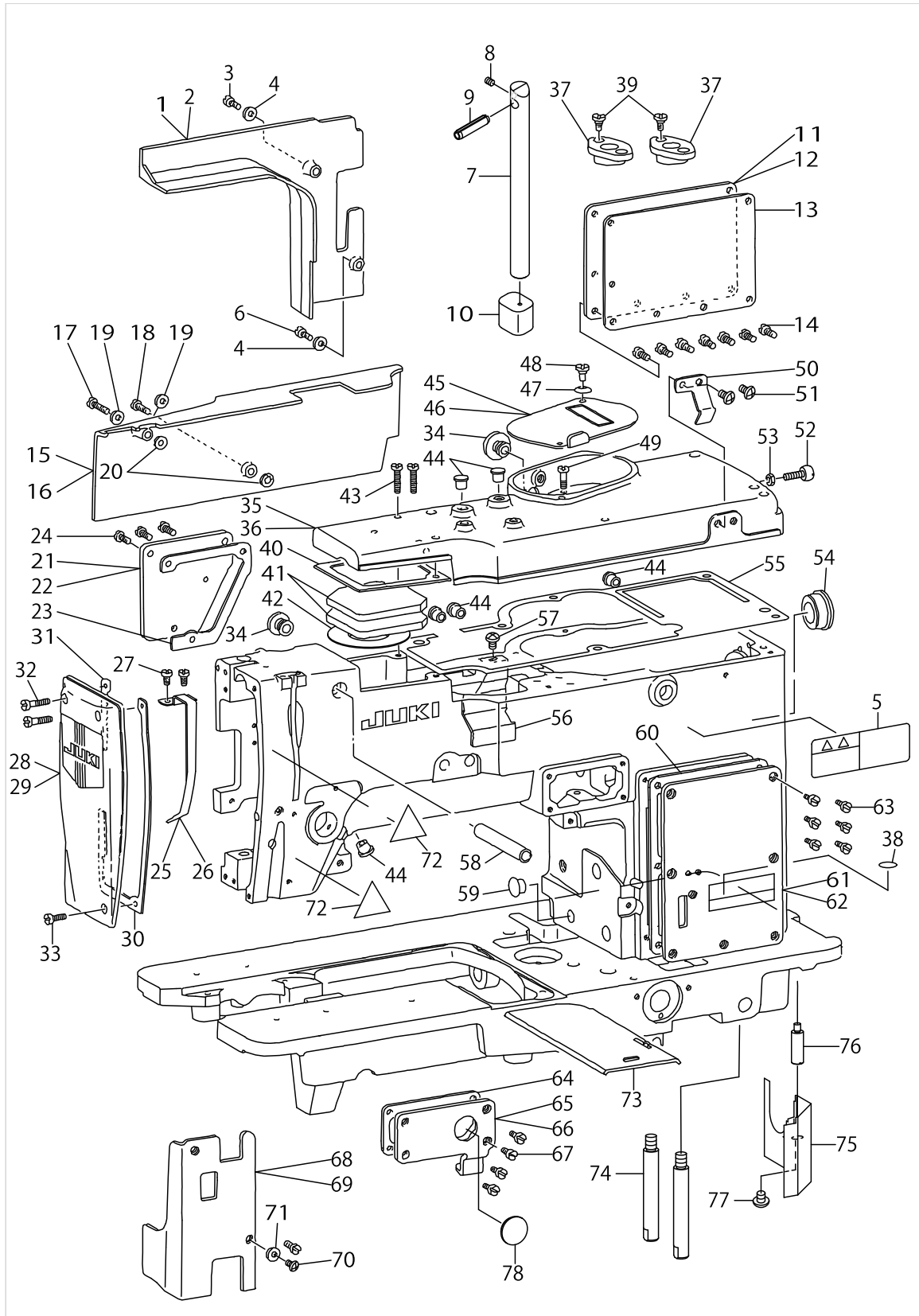
FRAME & MISCELLANEOUS COVER COMPONENTS (1)



FRAME & MISCELLANEOUS COVER COMPONENTS (1)

No.	Supply Code	Parts No.	Replacement	Parts name	Remarks	Choice	Step	Level	Cons	Qty	Rep. QTY
1	D	B1137771000		FRAME SIDE COVER B						1	
2		B113777100A		FRAME SIDE COVER B	FOR URBAN WHITE					1	
3		SS4111015SP		SCREW 11/64-40L=10						1	
4		WP0450000SD		WASHER 4.5X8X0.5						2	
5		CM301300001		SAFETY LABEL						1	
6		SS4111015SP		SCREW 11/64-40L=10						1	
7		40009028		ARM SUPPORT ROD						1	
8	R	SS8110510SP	SS8110520TP	SCREW 11/64-40 L=5						1	1.00
9		B1120761000		PIN						1	
10		B1118761000		RUBBER CUSHION						1	
11	R	B1116771000	40009010	SIDE COVER (C)						1	1.00
12		40009010		ARM SIDE COVER (C)	FOR URBAN WHITE					1	
13		B1152771000		SIDE COVER GASKET (C)						1	
14		SS4110915SP		SCREW 11/64-40 L=9						7	
15	D	B1138771000		FRAME SIDE COVER C						1	
16		B113877100A		FRAME SIDE COVER C	FOR URBAN WHITE					1	
17		SS4112215SP		SCREW 11/64-40L=22						1	
18		SS4111415SP		SCREW 11/64-40L=14						1	
19		B1155771000		CUSHION						2	
20		B1144771000		FRAME SIDE COVER GASKET (C)						2	
21	D	B1153781000		LEFT SIDE COVER						1	
22		40008995		LEFT SIDE COVER	FOR URBAN WHITE					1	
23		B1145771000		SIDE COVER GASKET						1	
24		SS4110915SP		SCREW 11/64-40 L=9						3	
25		B1123581000		THREAD TAKE-UP LEVER OIL GUARD						1	
26		40009039		THREAD TAKE-UP LEVER COVER	FOR URBAN WHITE					1	
27		SS4090515SP		SCREW 9/64-40 L=5						2	
28	D	B11127710A0		FACE COVER COMPLETE						1	
29		B11127710AA		FACE COVER COMPLETE	FOR URBAN WHITE					1	
30		B1149771000		GASKET						1	
31		B1151771000		FACE PLATE GASKET (B)						1	
32		SS4111415SP		SCREW 11/64-40L=14						2	
33		SS4110915SP		SCREW 11/64-40 L=9						1	
34		TA1250705R0		RUBBER PLUG						2	
35	D	B1103771000A		TOP COVER						1	
36	D	B110377100A		TOP COVER	FOR URBAN WHITE					1	
37		B1106771000		WORM GEAR SHAFT METAL						2	
38	R	10004109	22901805	GROUND MARK						1	1.00
39		SS6120620TP		SCREW						4	
40		B1110771000		TOP COVER GASKET, FRONT						1	
41		B1117771000		OIL FELT						2	
42		40009050		MAIN SHAFT THRUST SEEL						1	
43		SS4111815SP		SCREW 11/64 L=18						6	
44		TA0750704R0		RUBBER PLUG						6	
45		B1106761000		GEAR CASE COVER						1	
46		40009030		GEAR CASE COVER	FOR URBAN WHITE					1	

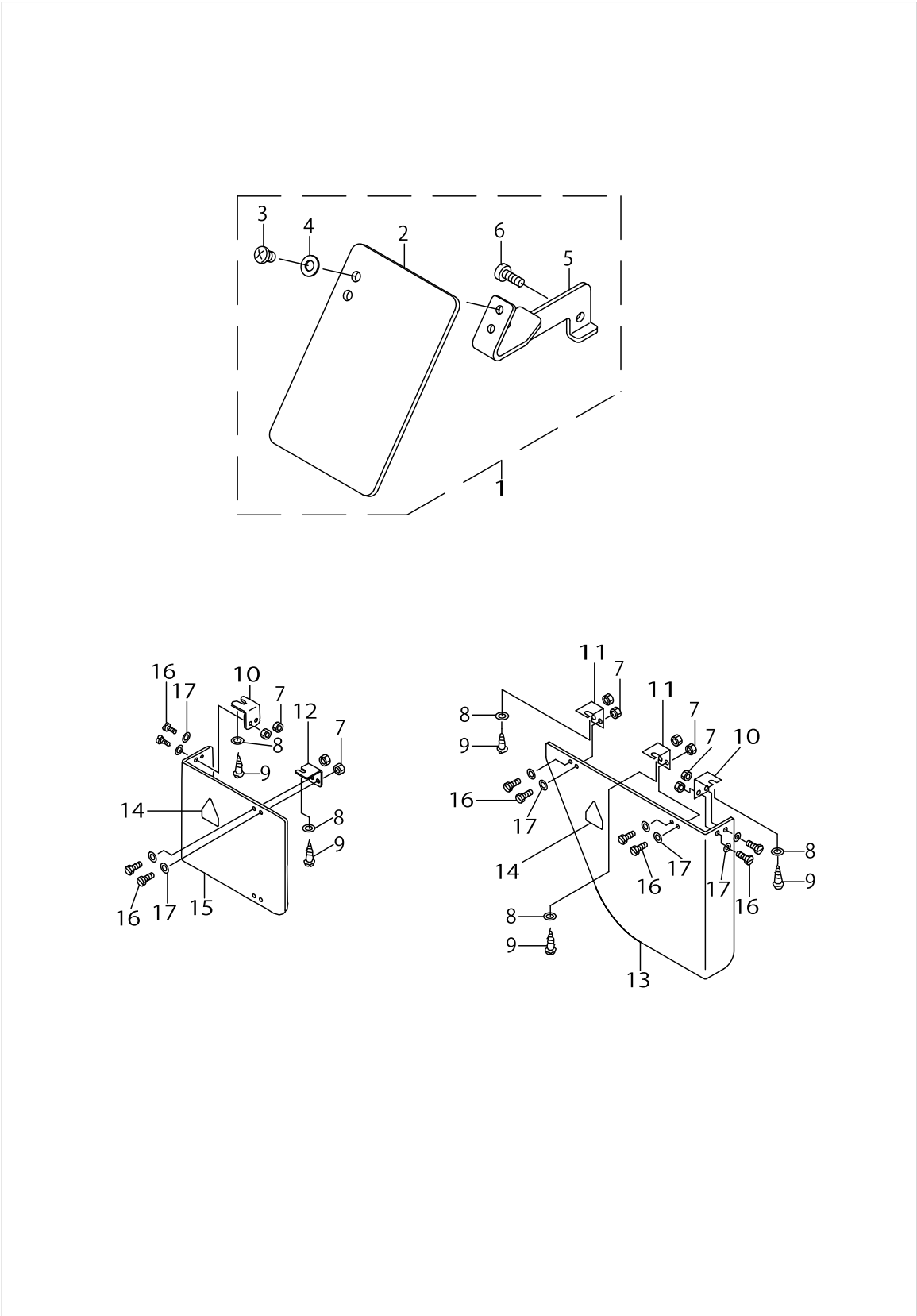
FRAME & MISCELLANEOUS COVER COMPONENTS (1)



FRAME & MISCELLANEOUS COVER COMPONENTS (1)

No.	Supply Code	Parts No.	Replacement	Parts name	Remarks	Choice	Step	Level	Cons	Qty	Rep. QTY
47		B3125155000		DISK SPRING						1	
48		SD0640261SP		HINGE SCREW D=6.35 H=2.6						1	
49	R	SS7111310SP	SS7111310TP	SCREW 11/64-40 L=12.8						1	1.00
50		40009311		HAND STOP LATCH						1	
51		SS4110715SP		SCREW 11/64-40 L=7						2	
52		40009038		BALL SCREW						1	
53		NS6120310SP		NUT 3/16-28						1	
54		TA2101002R0		RUBBER PLUG						1	
55		B1104771000		TOP COVER GASKET, REAR						1	
56		40009370		ARM OIL SHIELD						1	
57		SS4110715SP		SCREW 11/64-40 L=7						1	
58		B2743771000		KNIFE STOP LEVER SHAFT GUIDE						1	
59		TA1050504R0		RUBBER PLUG						1	
60		B1111771000		SIDE COVER (A) GASKET						1	
61	R	B1114771000	40009008	SIDE COVER (A)						1	1.00
62		40009008		ARM SIDE COVER (A)	FOR URBAN WHITE					1	
63		SS4110915SP		SCREW 11/64-40 L=9						6	
64		B1133771000		OIL SIGHT WINDOW GASKET						1	
65	D	B11157710A0		SIDE COVER ASM. B						1	
66		40009009		ARM SIDE COVER (B)	FOR URBAN WHITE					1	
67		SS4110915SP		SCREW 11/64-40 L=9						4	
68	D	B1128771000		SIDE COVER A						1	
69		B112877100A		SIDE COVER A	FOR URBAN WHITE					1	
70		SS4111015SP		SCREW 11/64-40 L=10						2	
71		WP0450000SD		WASHER 4.5X8X0.5						2	
72		CM300200001		ATTENTION SEAL						2	
73		40009034		BED SLIDE						1	
74		40009036		BED SCREW STUD A						2	
75		40009363		BED OIL SHIELD ASM.						1	
76		40009384		BED OIL SHIELD STUD						1	
77		SS4110515SP		SCREW 11/64-40 L=5						1	
78		40009014		OIL SIGHT WINDOW						1	

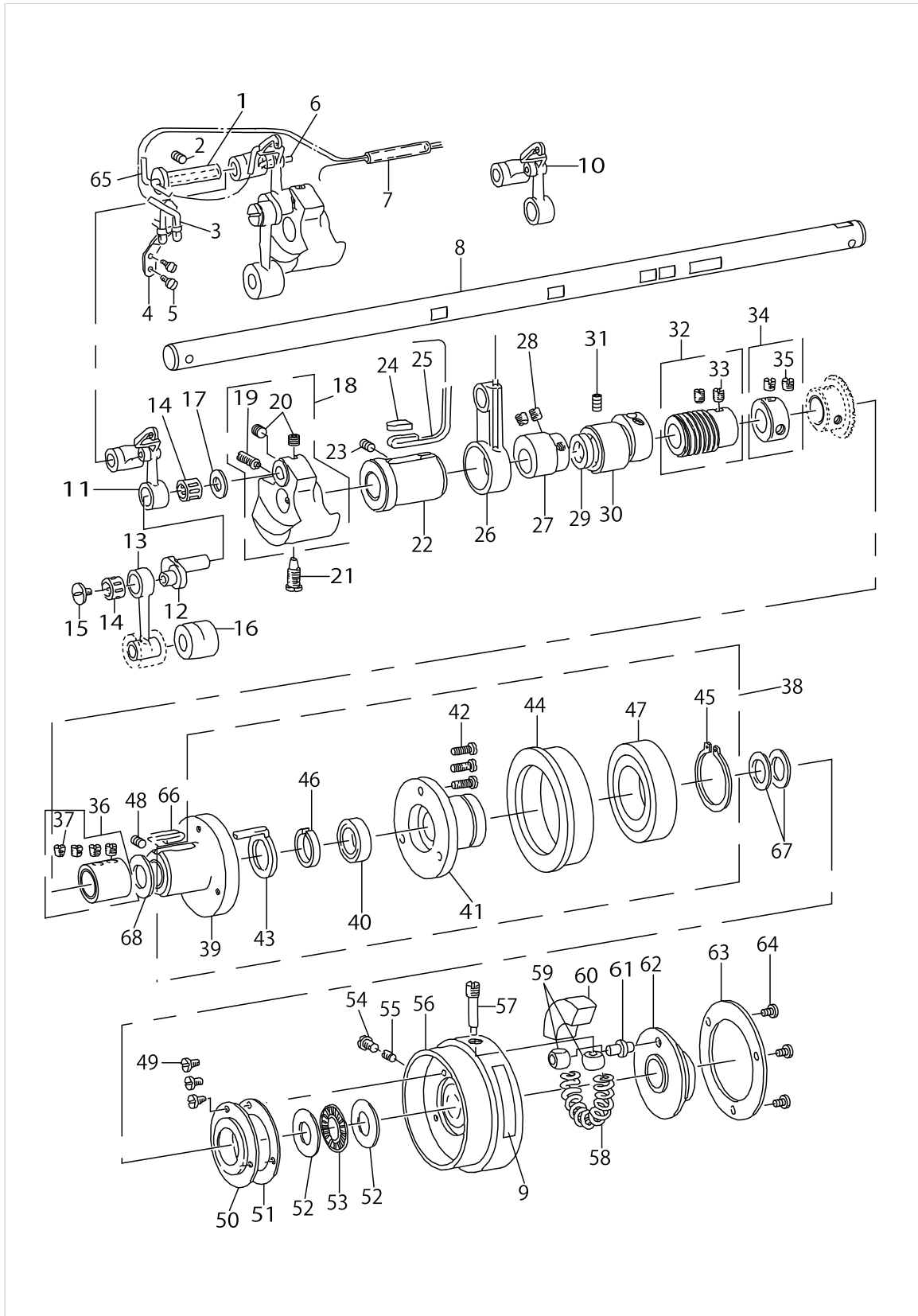
FRAME & MISCELLANEOUS COVER COMPONENTS (2)



FRAME & MISCELLANEOUS COVER COMPONENTS (2)

No.	Supply Code	Parts No.	Replacement	Parts name	Remarks	Choice	Step	Level	Cons	Qty	Rep. QTY
1		40052419		SAFETY PLATE ASM.	FOR USE IN JAPAN					1	
2		26037200		SAFETY PLATE				*		1	
3		SM4040655SP		SCREW M4 L=6				*		2	
4		WP0450801SD		WASHER 4.5X10X0.8				*		2	
5		40052354		SAFETY PLATE INSTALLING BASE				*		1	
6		SS6111140SP		SCREW11/64-40L=11				*		1	
7		NS6110310SP		NUT 11/64-40	FOR USE IN JAPAN					10	
8		WP0501016SC		WASHER 5X10.5X1	FOR USE IN JAPAN					5	
9	R	SK3452000SE	SK3452001SE	WOOD SCREW D=4.5 L=20	FOR USE IN JAPAN					5	1.00
10		B7272781000		COVER MOUNTING BRACKET B	FOR USE IN JAPAN					2	
11		40009421		COVER MOUNTING BRACKET A	FOR USE IN JAPAN					2	
12		26236703		COVER MOUNTING BRACKET C	FOR USE IN JAPAN					1	
13		13772504		MOTOR PULLEY COVER	FOR USE IN JAPAN					1	
14		CM3002000A3		LABEL.,(31.5)	FOR USE IN JAPAN					2	
15		40009458		PULLEY COVER	FOR USE IN JAPAN					1	
16		SS7110710SP		SCREW 11/64-40 L=7	FOR USE IN JAPAN					10	
17		WP0480856SP		WASHER 4.8X8.4X0.8	FOR USE IN JAPAN					10	

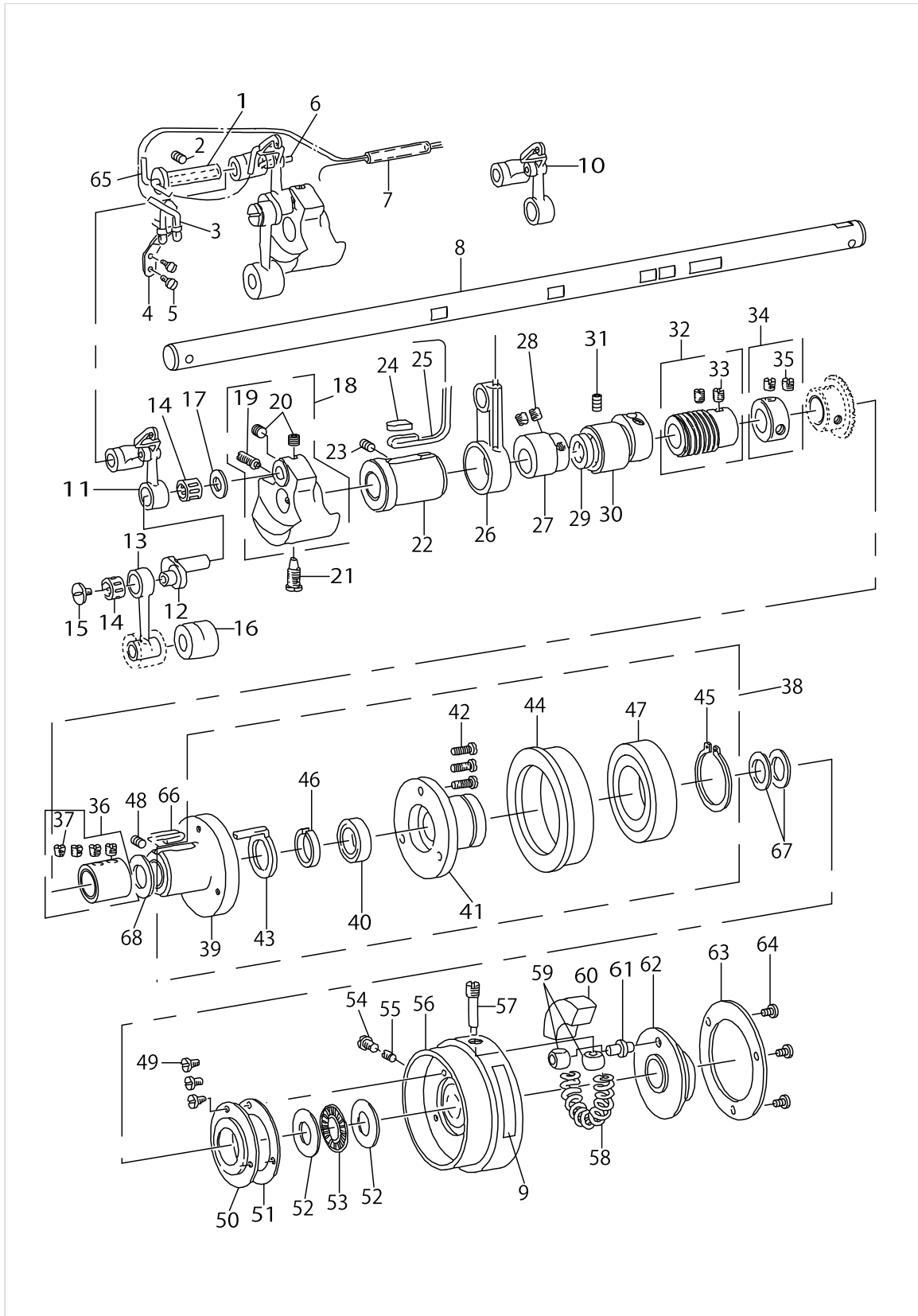
MAIN SHAFT COMPONENTS



MAIN SHAFT COMPONENTS

No.	Supply Code	Parts No.	Replacement	Parts name	Remarks	Choice	Step	Level	Cons	Qty	Rep. QTY
1		B1404761000		HINGE STUD						1	
2		SS8150822TP		SCREW 15/64-28 L=8						1	
3		CQ252000000		OIL WICK						.38	
4		40009087		OIL WICK HOLDER						1	
5		SS7090510SP		SCREW 9/64-40 L=4.6						2	
6		B1147125000		OIL WICK SNAP RING						1	
7		BP600000000		VINYL PIPE						.03	
8		40008610		MAIN SHAFT						1	
9		CM500300001		DIRECTION LABEL						1	
10	R	B1901761BA0	B19017610A0	THREAD TAKE-UP LEVER ASM.	SPECIAL ORDER PARTS					1	1.00
11		B19017610A0		THREAD TAKE-UP LEVER ASM.						1	
12		B1203771000		NEEDLE BAR CRANK						1	
13		B1204761000		NEEDLE BAR CRANK CONNECTING ROD						1	
14		B1905541B00		NEEDLE BEARING	SELECTIVE PARTS					2	
15		B1903552000		LEFT SCREW						1	
16		B2615232000		OIL FELT WASHER						1	
17		B1223771000		NEEDLE ROD CRANK WASHER						1	
18		40009048		COUNTERWEIGHT ASM.						1	
19		SS8681650TP		SCREW 9/32-28 L=16				*		1	
20		SS8660512TP		SCREW 1/4-40 L=5				*		2	
21		SS7681750TP		SCREW 9/32-28 L=16.5						1	
22		B1204771000A		BUSHING, FRONT						1	
23		SS8150822TP		SCREW 15/64-28 L=8						2	
24		B1203012000		OIL FELT						1	
25		B3541012000		OIL WICK						1	
26		26100701		KNIFE BAR DRIVING CONNECTING						1	
27	R	B2722761000	B27227610A0	KNIFE BAR DRIVING ECCENTRIC						1	1.00
28		SS8660810TP		SCREW 1/4-40 L=8						2	
29		B1208552000A		OIL SEAL						1	
30		26104703		MAIN SHAFT BUSHING INTERMEDIATE						1	
31		SS8150822TP		SCREW 15/64-28 L=8						1	
32		B29207610A0		WORM ASM.						1	
33		SS8660610TP		SCREW 1/4-40 L=6				*		2	
34		CS147121BSH		THRUST COLLAR ASM. D=14.72 W=12						1	
35		SS8660530TP		SCREW 1/4-40 L= 4.5				*		2	
36		40009400		MAIN SHAFT THRUST COLLAR ASM.						1	
37		SS8660530TP		SCREW 1/4-40 L= 4.5				*		4	
38		B12567810A0A		UPPER SHAFT REAR METAL ASM.						1	
39		B1256781000A		UPPER SHAFT REAR METAL				*		1	
40		B1208552000A		OIL SEAL				*		1	
41		40009426		BEARING RETAINER				*		1	
42		SS7110910TP		SCREW 11/64-40 L= 8.5				*		3	
43		B1257781000		FELT B				*		1	
44		40009427		LOOSE PULLEY				*		1	

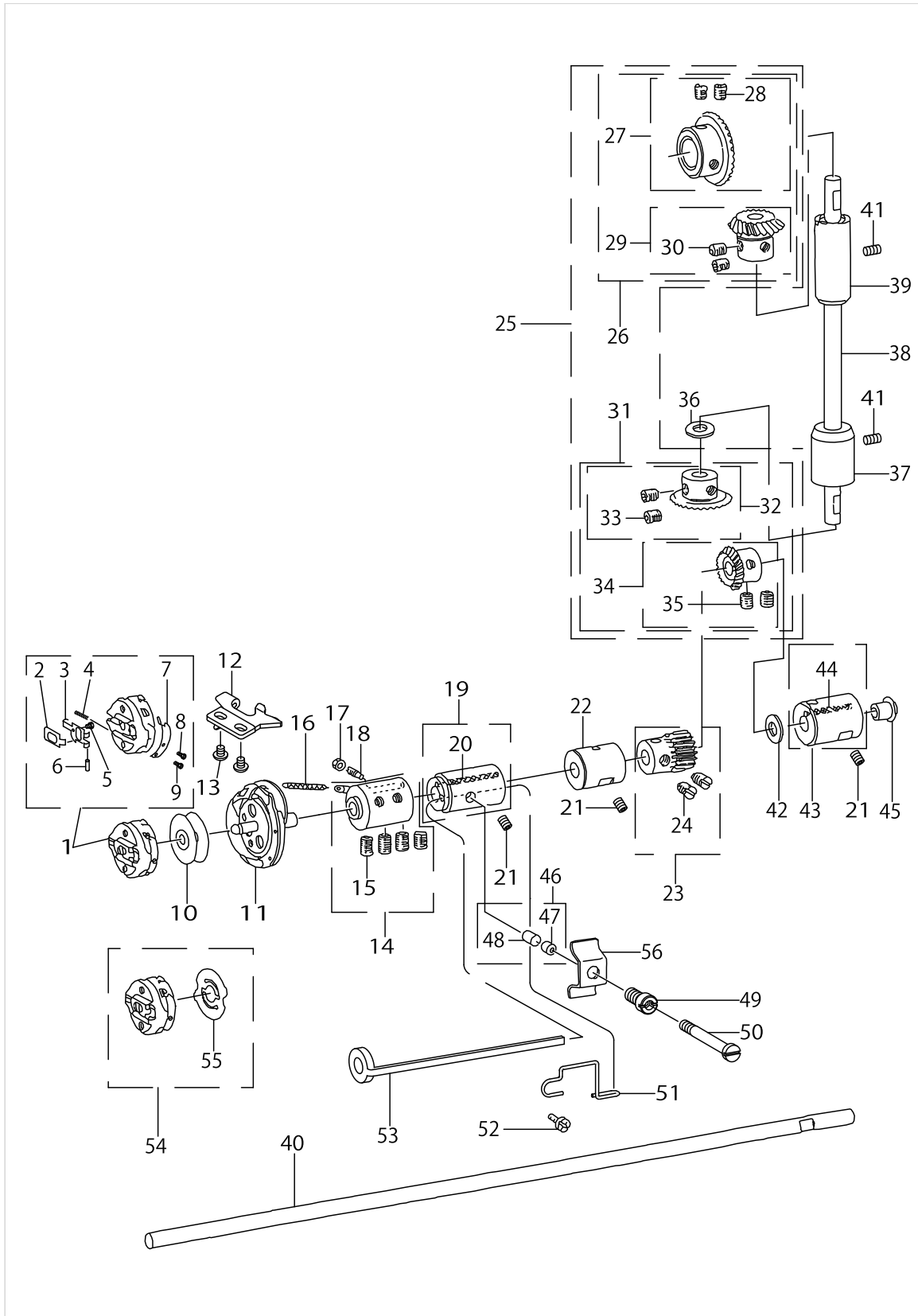
MAIN SHAFT COMPONENTS



MAIN SHAFT COMPONENTS

No.	Supply Code	Parts No.	Replacement	Parts name	Remarks	Choice	Step	Level	Cons	Qty	Rep. QTY
45		RC3000001KP		RETAINING RING 30				*		1	
46		40009462		FELT-B GUIDE				*		1	
47		SB130000100		BEARING D=30X55				*		1	
48		SS8150822TP		SCREW 15/64-28 L=8						1	
49		SS7090410SP		SCREW 9/64-40 L=3.5						3	
50	R	B1254781000	40009050	MAIN SHAFT THRUST SEEL						1	1.00
51		B1227771000		GASKET						1	
52		B1220771000		THRUST WASHER A						2	
53		B1225771000		BEARING						1	
54		SS7660510SP		SCREW 1/4-40 L=5.0						1	
55		SS8660512TP		SCREW 1/4-40 L=5						1	
56		40009049		DRIVING PULLEY						1	
57		B122477100C		SCREW (C)	SELECTIVE PARTS					1	
58		B1231771000		STOP CAM PRESSURE SPRING						1	
59		40009070		STOP-MOTION CAM PIN SLIDE BLOCK						2	
60		B1212232000		BAKELITE SEGMENT						1	
61		40009069		STOP-MOTION CAM POSITION PIN						1	
62		B1208771000		STOP MOTION CAM						1	
63		40009058		STOP MOTION CAM PRESSER PLATE						1	
64		SS7110710SP		SCREW 11/64-40 L=7						3	
65		CQ252000000		OIL WICK						.4	
66		B3541012000		OIL WICK						1	
67		B125578100B		WASHER B	SELECTIVE PARTS					2	
68		B1229771000		MAIN SHAFT THRUST WASHER (C)						1	

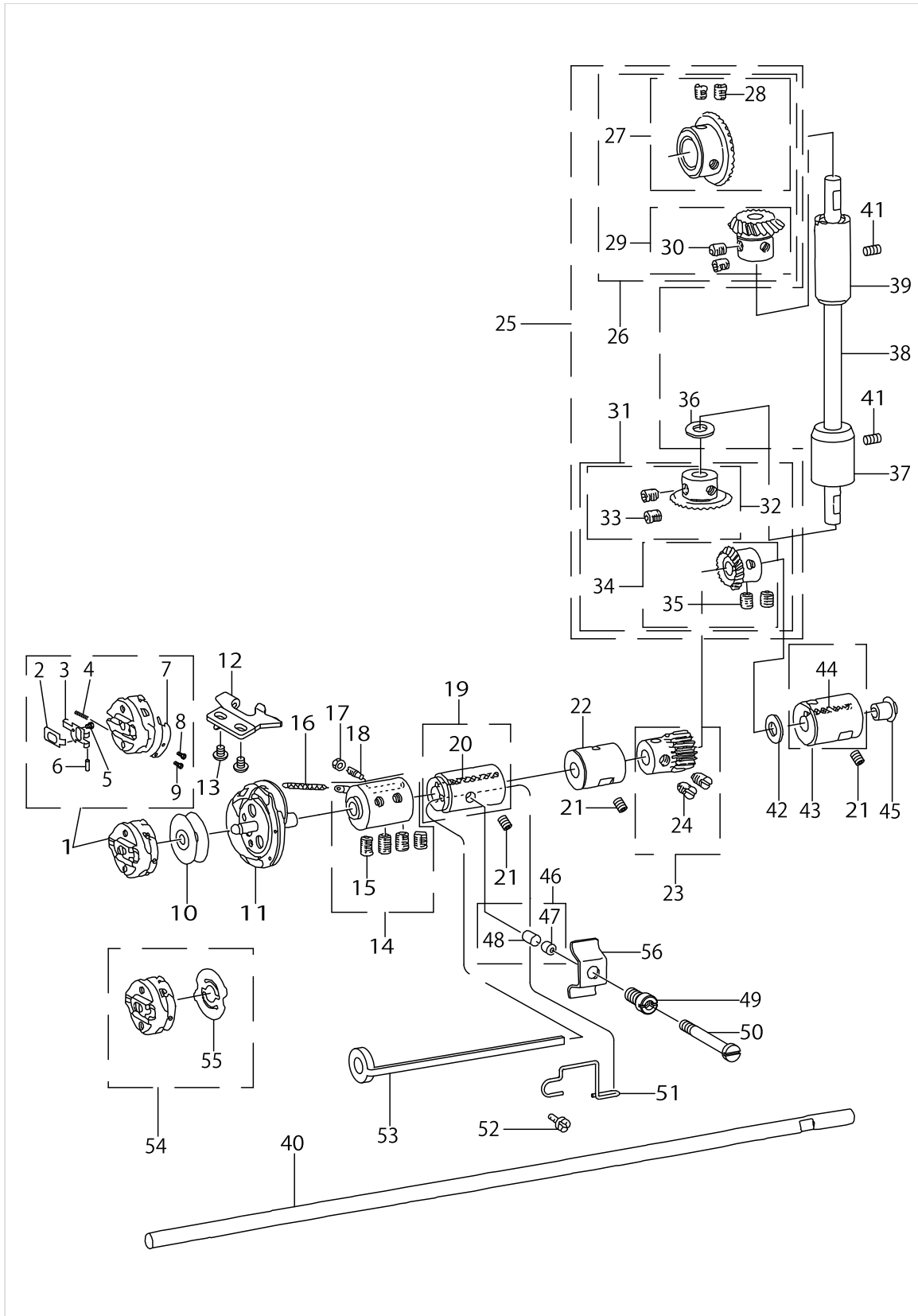
HOOK DRIVING SHAFT COMPONENTS



HOOK DRIVING SHAFT COMPONENTS

No.	Supply Code	Parts No.	Replacement	Parts name	Remarks	Choice	Step	Level	Cons	Qty	Rep. QTY
1		B18107710A0		BOBBIN CASE ASM.						1	
2		B1810761C00		BOBBIN CASE LATCH LEVER				*		1	
3		B1810761B00		BOBBIN CASE LATCH				*		1	
4		B1810761F00		LATCH SPRING				*		1	
5		B1810761G00		LATCH STOP SCREW				*		1	
6		B1810761D00		HINGE PIN				*		1	
7		B1810771E00		TENSION SPRING				*		1	
8		B1810761J00		TENSION SCREW				*		1	
9		B1810761H00		CLAMP SCREW				*		1	
10		40009148		BOBBIN						1	
11		B18087710AC		HOOK ASM.						1	
12		26100404		BOBBIN CASE POSITIONING PLATE						1	
13		SS4110515SP		SCREW 11/64-40 L=5						1	
14	R	B18057710A0	40009436	HOOK SLEEVE ASM.						1	1.00
15		SS8660612TP		SCREW 1/4-40 L=6				*		4	
16		B18127710A0		OIL WICK ASM.						1	
17		NS6090310SP		NUT 9/64-40						1	
18	R	B1806771000	40009439	ADJUSTING SCREW						1	1.00
19		B18047610A0		BUSHING ASM., FRONT						1	
20		CQ252000000		OIL WICK				*		0.03	
21		SS8150822TP		SCREW 15/64-28 L=8						3	
22		B1803761000		BUSHING, INTERMEDIATE						1	
23		B1446761CA0		PINION ASM.	SELECTIVE PARTS					1	
24		SS8660610TP		SCREW 1/4-40 L=6				*		2	
25		B13067710C0		GEAR & PINION ASM.						1	
26	R	B13067710B0	B13067710C0	GEAR & PINION ASM. UPPER				*		1	1.00
27	R	B13057710A0	B13050120A0	GEAR ASM.		A		*		1	1.00
27	R	B13057710A0	SS6660712TP	GEAR ASM.		A		*		1	2.00
28		SS6660712TP		SCREW 1/4-40 L= 7.0				*		2	
29	R	B13067710A0	B13061550A0	PINION ASM.				*		1	1.00
30		SS6660712TP		SCREW 1/4-40 L= 7.0				*		2	
31	R	B13077710B0	B13067710C0	GEAR & PINION ASM. LOWER				*		1	1.00
32	R	B13077710A0	B13071550A0	GEAR ASM.				*		1	1.00
33		SS6660712TP		SCREW 1/4-40 L= 7.0				*		2	
34	R	B13087710A0	B13081550A0	PINION ASM.				*		1	1.00
35		SS6660712TP		SCREW 1/4-40 L= 7.0				*		2	
36		B1223771000		NEEDLE ROD CRANK WASHER						1	
37		22905202		UPRIGHT SHAFT BUSHING, LOWER						1	
38		40009071		UPRIGHT SHAFT						1	
39		40009072		UPRIGHT SHAFT BUSHING						1	
40		40009150		HOOK DRIVING SHAFT						1	
41		40061518		SCREW						2	
42		B1223771000		NEEDLE ROD CRANK WASHER						1	
43		B18027710A0		BUSHING ASM., REAR						1	
44		CQ202000000		OIL WICK				*		0.1	
45		TA0850604R0		RUBBER PLUG						1	

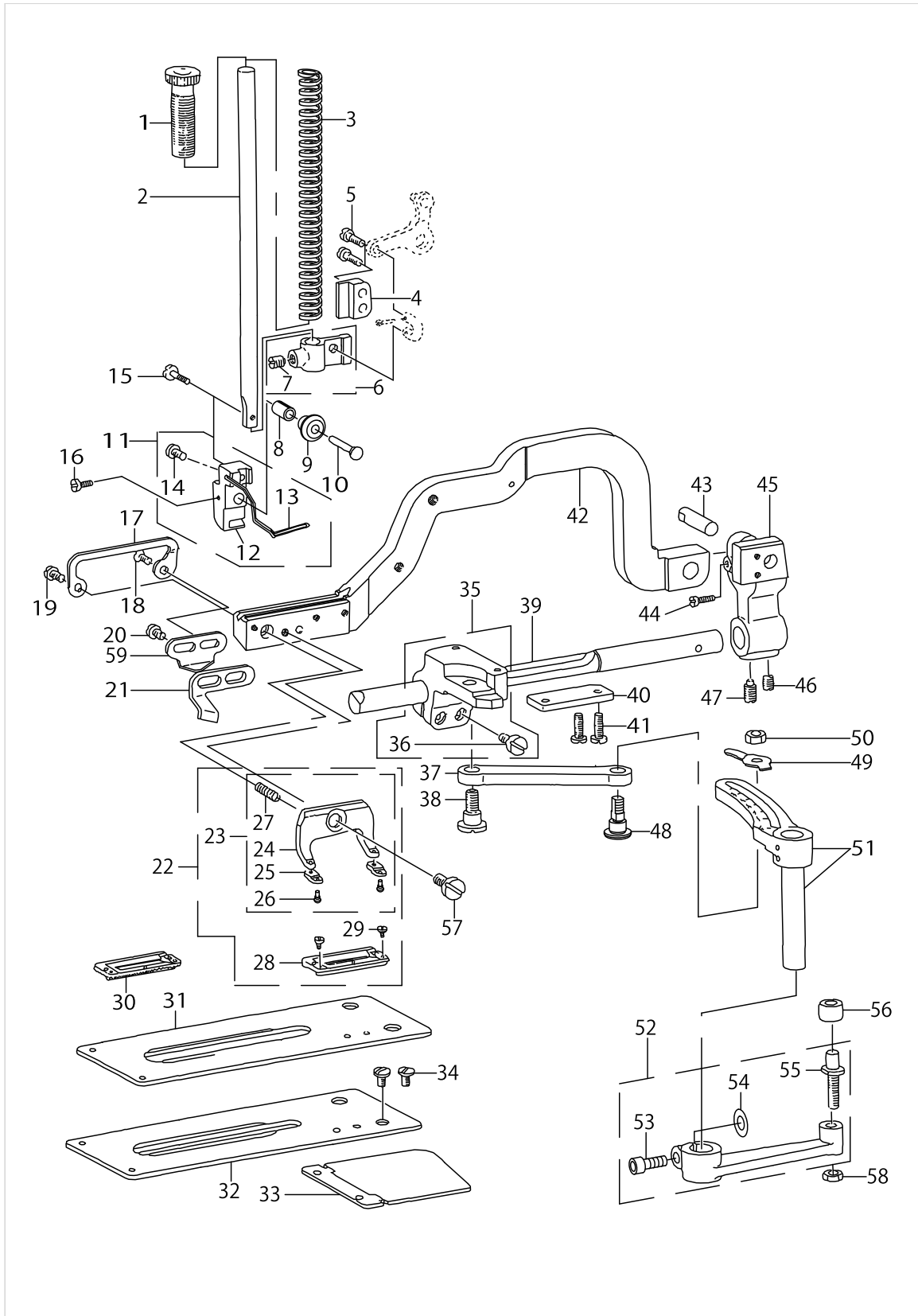
HOOK DRIVING SHAFT COMPONENTS



HOOK DRIVING SHAFT COMPONENTS

No.	Supply Code	Parts No.	Replacement	Parts name	Remarks	Choice	Step	Level	Cons	Qty	Rep. QTY
46		40009442		HOOK OIL SUPPLY RUBBER ASM.						1	
47	R	40009443	40009442	BUSHING				*		1	1.00
48	R	40009444	40009442	OIL ADJUSTING RUBBER				*		1	1.00
49		40009156		HOOK OIL ADJUSTING SCREW						1	
50		40009157		POSITIONING SCREW						1	
51		40009153		OIL SUPPLY FELT HOLDER						1	
52		SS4150715SP		SCREW 15/64-28 L=7						1	
53		B1812761000		OIL SUPPLY FELT						1	
54		B18107710BA		BOBBIN CASE ASM.	SPECIAL ORDER PARTS FOR SYNTHETIC THREAD					1	
55		B1814761000		SPRING	SPECIAL ORDER PARTS FOR SYNTHETIC THREAD			*		1	
56		40009155		PLATE SPRING						1	

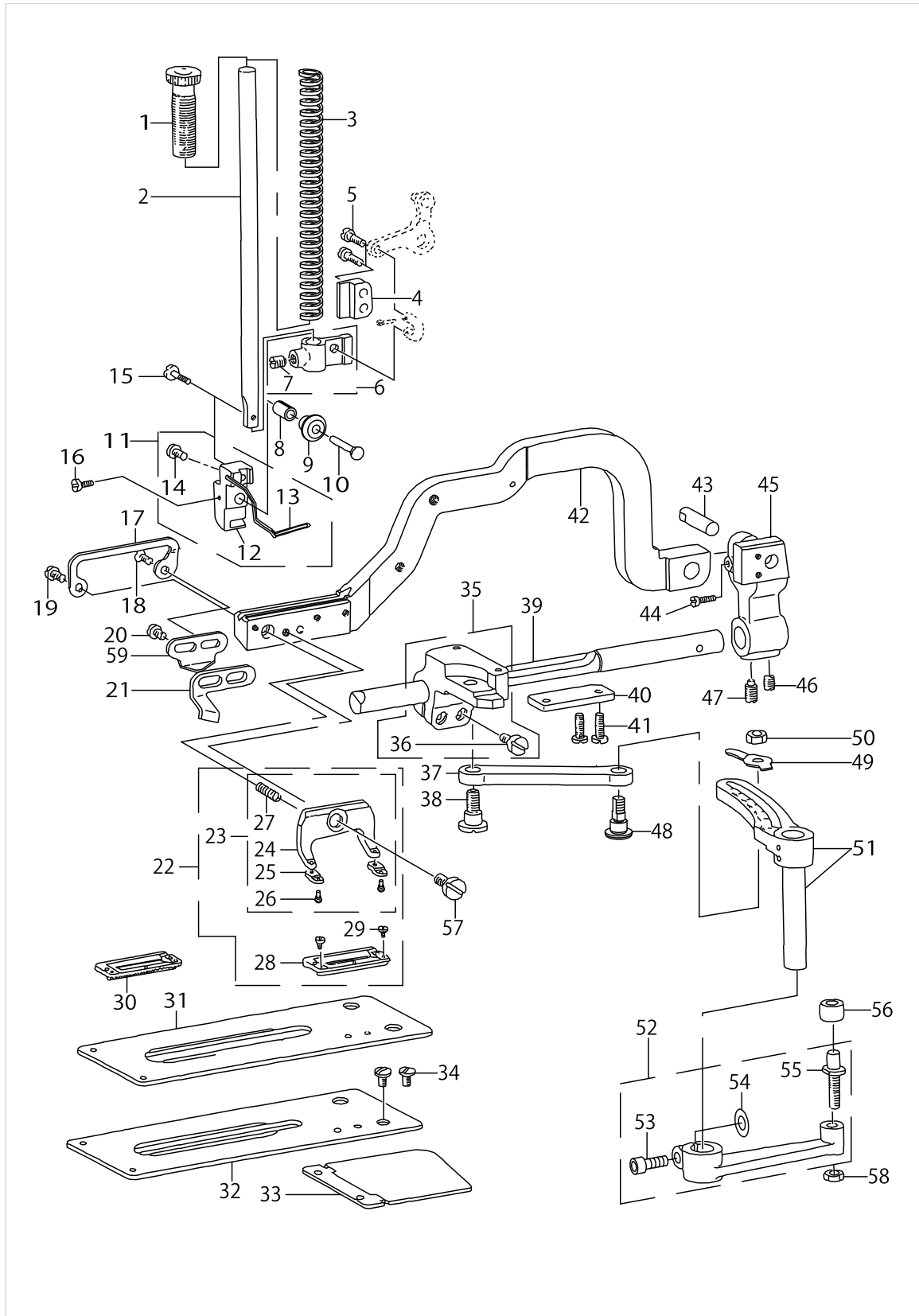
PRESSER BAR & WORK CLAMP CARRIER COMPONENTS



PRESSER BAR & WORK CLAMP CARRIER COMPONENTS

No.	Supply Code	Parts No.	Replacement	Parts name	Remarks	Choice	Step	Level	Cons	Qty	Rep. QTY
1		40009129		PRESSER SPRING REGULATOR						1	
2		40009119		PRESSER BAR						1	
3		B1507761000		PRESSER SPRING						1	
4		B1506761000		PRESSER BAR GUIDE BRACKET						1	
5	R	SS7111310SP	SS7111310TP	SCREW 11/64-40 L=12.8						2	1.00
6		B15057610A0		PRESSER BAR POSITION BRACKET ASM.						1	
7		SS8660810TP		SCREW 1/4-40 L=8				*		1	
8		40009121		SLEEVE						1	
9		40009123		SLIDE ROLLER						1	
10		B1503771000		CONNECTING PIN						1	
11		B1502771AA0A		BRACKET ASM.						1	
12		40009131		BRACKET				*		1	
13	R	40009132	B3130761000A	FINGER GUARD				*		1	1.00
14		SS7090710SP		SCREW 9/64-40 L=6.8				*		1	
15		SS4091520SP		SCREW 9/64-40 L=15						1	
16		SS7110710SP		SCREW 11/64-40 L=7						1	
17		40009122		WORK CLAMP BRACKET						1	
18		SS2110920TP		SCREW 11/64-40 L=8.5						1	
19		SS7110840SP		SCREW 11/64-40 L=7.8						1	
20		SS7110840SP		SCREW 11/64-40 L=7.8						1	
21		40009190		NEEDLE THREAD TRIMMER GUIDE (A)						1	
22		B15527810A0A		PRESSER ASM.						1	
23		B15117710A0B		PRESSER FOOT ASM.	THE SIZE OF THE BUTTONHOLE VARIES ACCORDING TO THE WORK CLAMP CHECK, SO FOR FURTHER DETAILS PLEASE REFER TO PAGE 39,22-(2).			*		1	
24		B1511771000B		PRESSER FOOT				*		1	
25		B1509761000		WORK CLAMP CHECK SPRING				*		2	
26		B151077100B		WORK CLAMP CHECK SPRING SET PIN (B)				*		2	
27		B1512761000		WORK CLAMP CHECK HOLDER SPRING				*		1	
28		B1552781000A		PRESSER				*		1	
29		SS6060210SP		SCREW 3/32-56 L=1.9				*		2	

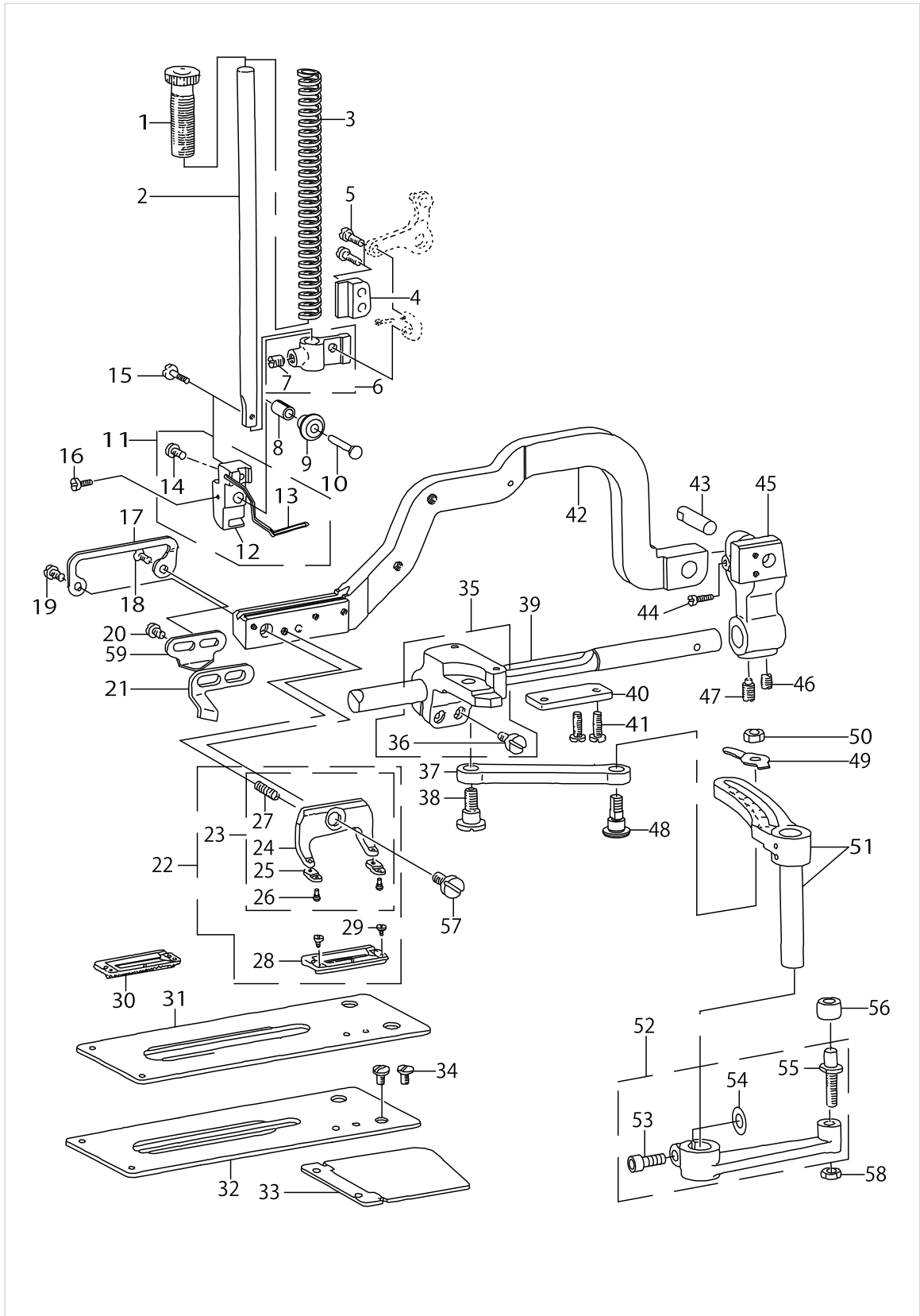
PRESSER BAR & WORK CLAMP CARRIER COMPONENTS



PRESSER BAR & WORK CLAMP CARRIER COMPONENTS

No.	Supply Code	Parts No.	Replacement	Parts name	Remarks	Choice	Step	Level	Cons	Qty	Rep. QTY
30	D	B1508771A00		WORK CLAMP CHECK	SPECIAL ORDER PARTS FOR LIGHT WEIGHT KNIT MATERIALS. (PLEASE USE THE WORK CLAMP CHECK AND THE WORK CLAMP CARRIER TOGETHER AS A PAIR.)					1	
31		B1613771A00A		WORK CLAMP CARRIER	SPECIAL ORDER PARTS FOR LIGHT WEIGHT KNIT MATERIALS. (PLEASE USE THE WORK CLAMP CHECK AND THE WORK CLAMP CARRIER TOGETHER AS A PAIR.)					1	
32		40009445		WORK CLAMP CARRIER						1	
33	R	B16077630A0	40009454	BRACKET COVER						1	1.00
34		SS5110810SP		SCREW 11/64-40 L=8						2	
35		B16117710A0		WORK CLAMP ARM BRACKET ASM.						1	
36		SS6151440SP		SCREW 15/64-28 L=14				*		2	
37		B1606763000		WORK CLAMP CARRIER BRACKET PITMAN						1	
38		SD0870601SP		HINGE SCREW D= 8.73 H= 6.0						1	
39		26105908		WORK CLAMP ARM SLIDE ROD						1	
40		B1612763000		WORK CLAMP CARRIER BRACKET GUIDE						1	
41		SS6111010TP		SCREW 11/64-40 L= 9.5						2	
42		B1551781000		WORK CLAMP						1	
43		B1517761000		CONNECTING PIN						1	
44		SS7090920SP		SCREW 9/64-40 L= 8.5						1	
45		B1516771000		BEARING ARM						1	
46	R	SS8150710SP	SS8150710TP	SCREW 15/64-28 L=7						1	1.00
47		SS8150920SP		SET-SCREW						1	
48		40009137		LENGTH REGULATING HINGE STUD						1	
49		40009134		LENGTH REGULATING SHAFT GUIDE						1	
50		NS6150310SP		NUT 15/64-28						1	
51		B16037630A0		LENGTH REGULATING SCALE ASM.						1	
52		40009144		LENGTH REGULATING SHAFT CRANK						1	
53		SM6061602TP		SCREW M6 L=16				*		1	
54		WP0650876SD		WASHER 6.5X13X0.8				*		1	
55		40009146		BELL CRANK ROLLER STUD				*		1	
56		40009143		ROLLER						1	

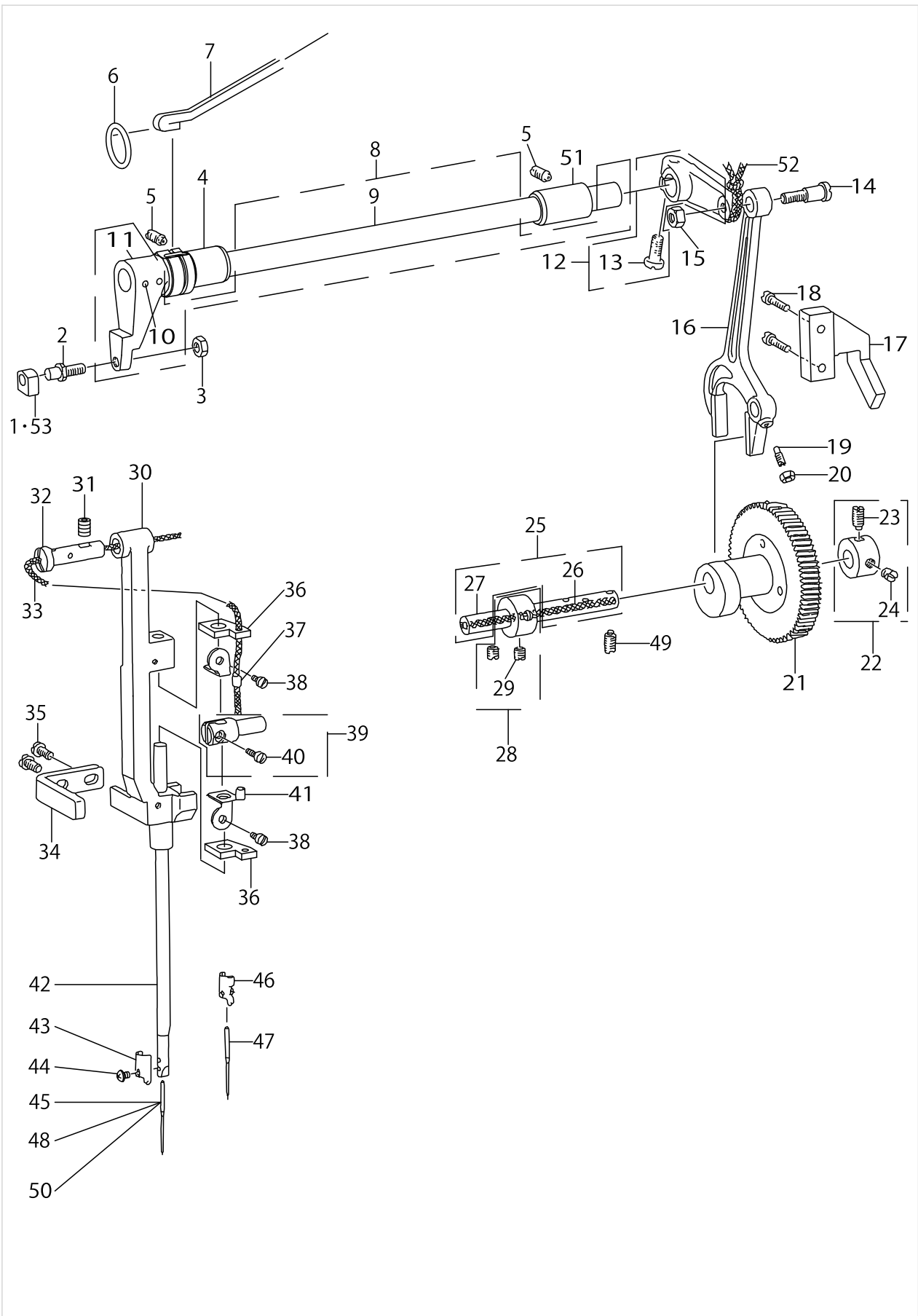
PRESSER BAR & WORK CLAMP CARRIER COMPONENTS



PRESSER BAR & WORK CLAMP CARRIER COMPONENTS

No.	Supply Code	Parts No.	Replacement	Parts name	Remarks	Choice	Step	Level	Cons	Qty	Rep. QTY
57		SD0790203SP		HINGE SCREW D=7.94 H=2						1	
58		NS6150310SP		NUT 15/64-28						1	
59		40009178		NEEDLE THREAD T-RIMMER GUIDE (B)						1	

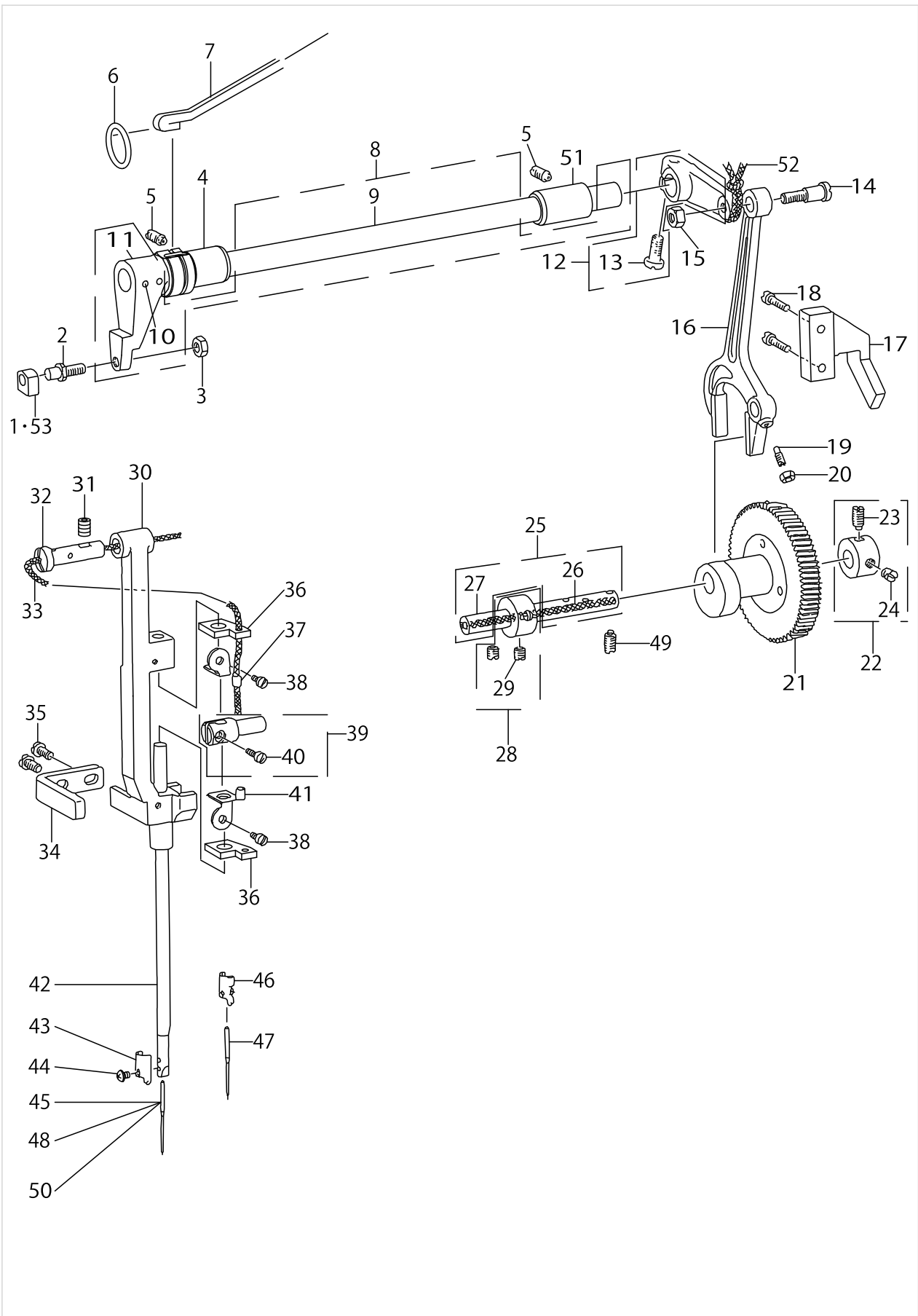
NEEDLE BAR FRAME COMPONENTS



NEEDLE BAR FRAME COMPONENTS

No.	Supply Code	Parts No.	Replacement	Parts name	Remarks	Choice	Step	Level	Cons	Qty	Rep. QTY
1		B1414232000		SQUARE BLOCK	SELECTIVE PARTS					1	
2		B1410771000		STUD						1	
3		NS6150310SP		NUT 15/64-28						1	
4		40009082		BUSHING						1	
5	R	SS8151150SP	SS8151150TP	SCREW 15/64-28 L=10.5						2	1.00
6		RO148240200		RUBBER RING						1	
7		B3541012000		OIL WICK						1	
8		B14117710A0		FRAME ROCK SHAFT CRANK ASM.						1	
9		26106906		FRAME NEEDLE BAR SHAFT				*		1	
10		PT0302000S0		TAPERED PIN 3.0X20				*		2	
11	R	40009099	B14117710A0	NEEDLE BAR CRANK (FRONT)				*		1	1.00
12		40009452		NEEDLE BAR CRANK (REAR) ASM.						1	
13		SS7151210SP		SCREW 15/64-28 L=12				*		1	
14		SD0790801SP		HINGE SCREW D=7.94 H=8						1	
15		NS6160520SP		NUT 1/4-24						1	
16		B1415761000		NEEDLE BAR PITMAN						1	
17		B1416761000		ROCK SHAFT CONNECTION GUIDE						1	
18		SS6111210SP		SCREW 11/64-40 L=12						2	
19		SS8111251SP		SCREW 11/64-40 L=12.0						1	
20		NS6110310SP		NUT 11/64-40						1	
21		B14457610A0		NEEDLE DRIVING GEAR ASM.						1	
22	R	CS095101CSH	CS095101BSH	THRUST COLLAR A-SM. D=9.53 W=10						1	1.00
23		SS8150920SP		SET-SCREW				*		1	
24	R	SS8150710SP	SS8150710TP	SCREW 15/64-28 L=7				*		1	1.00
25		B14477610A0		KNIFE DRIVING SHAFT ASM.						1	
26		CQ202000000		OIL WICK				*		0.21	
27		40009091		KNIFE DRIVING SHAFT				*		1	
28		CS095101BSH		THRUST COLLAR A-SM. D=9.53 W=10						1	
29	R	SS8150710SP	SS8150710TP	SCREW 15/64-28 L=7				*		2	1.00
30		40009073		NEEDLE BAR FRAME						1	
31		SS8150822TP		SCREW 15/64-28 L=8						1	
32		B1404771000		HINGE STUD						1	
33		CQ252000000		OIL WICK						.26	
34		40009075		POSITION BRACKET						1	
35		SS5110810SP		SCREW 11/64-40 L=8						2	
36		B1406761000		OIL FELT, FOR NEEDLE BAR						2	
37		40009085		OIL FELT UPPER						1	
38	R	SS7090520SP	SS7090520TP	SCREW 9/64-40 L=4.5						2	1.00
39		B14027610A0		NEEDLE BAR CONNECTION						1	
40		SS7090910TP		SCREW 9/64-40 L=8.5				*		1	
41		40009086		OIL FELT RETAINER						1	
42		40009083		NEEDLE BAR						1	
43		40009093		NEEDLE BAR BOBB-IN THREAD GUIDE						1	
44		SS4080415SP		SCREW 1/8-44 L=4						1	
45		MDP5J0B1100		NEEDLE DPX5 #11J						1	

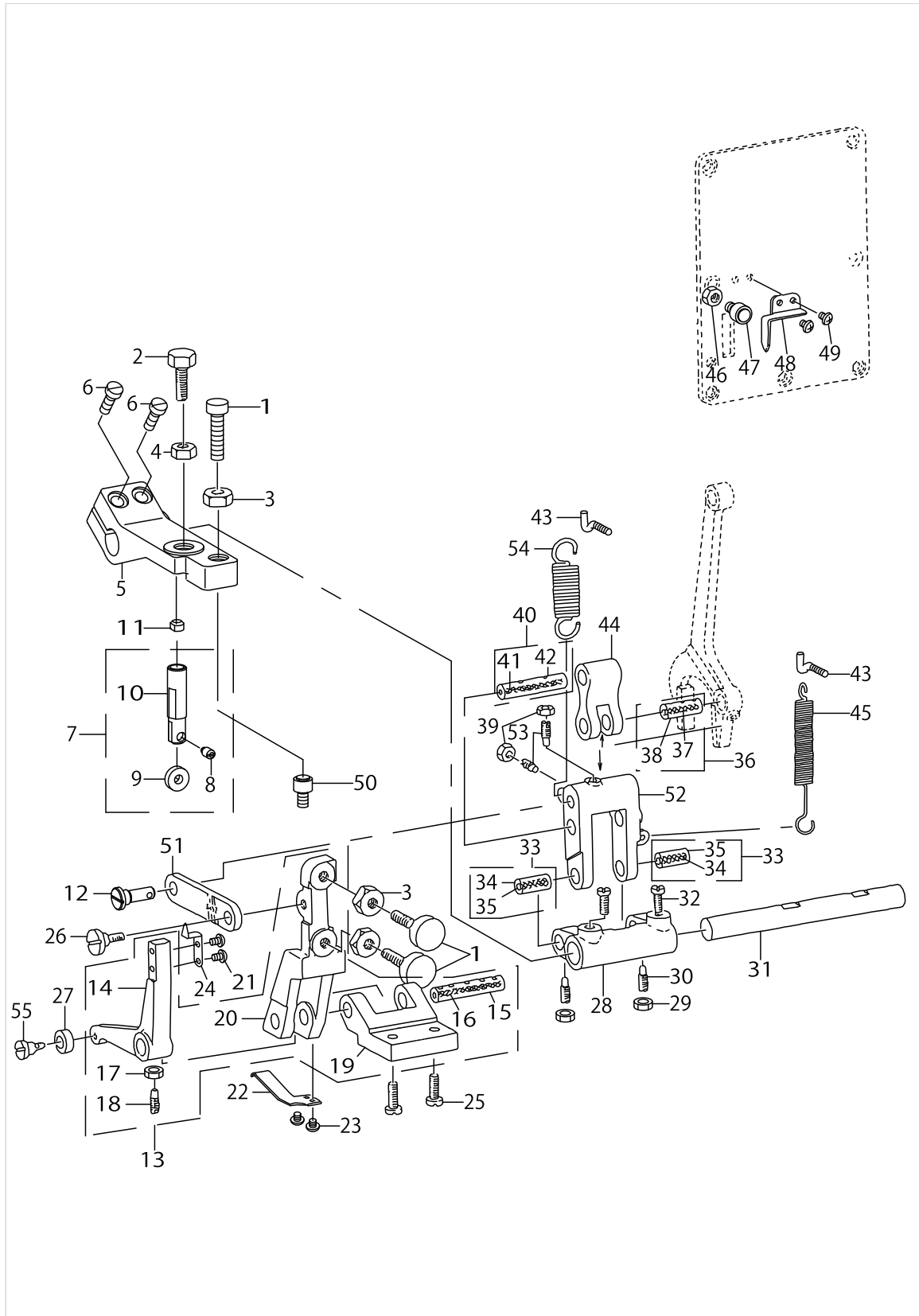
NEEDLE BAR FRAME COMPONENTS



NEEDLE BAR FRAME COMPONENTS

No.	Supply Code	Parts No.	Replacement	Parts name	Remarks	Choice	Step	Level	Cons	Qty	Rep. QTY
46		B145177100A		NEEDLE BAR THREAD GUIDE	SPECIAL ORDER PARTS FOR SYNTHETIC THREAD					1	
47		MC2005E0750		NEEDLE 134SES 75	SPECIAL ORDER PARTS					1	
48		MDP5J0B1400		NEEDLE DPX5 #14J	FOR EXPORT					1	
49		SS8150920SP		SET-SCREW						1	
50		MC200500750		NEEDLE 134 NM75	FOR JE					1	
51		40009077		BUSHING						1	
52		CQ252000000		OIL WICK						.25	
53		B141423200A		CRANK SLIDE BLOCK	SELECTIVE PARTS					1	

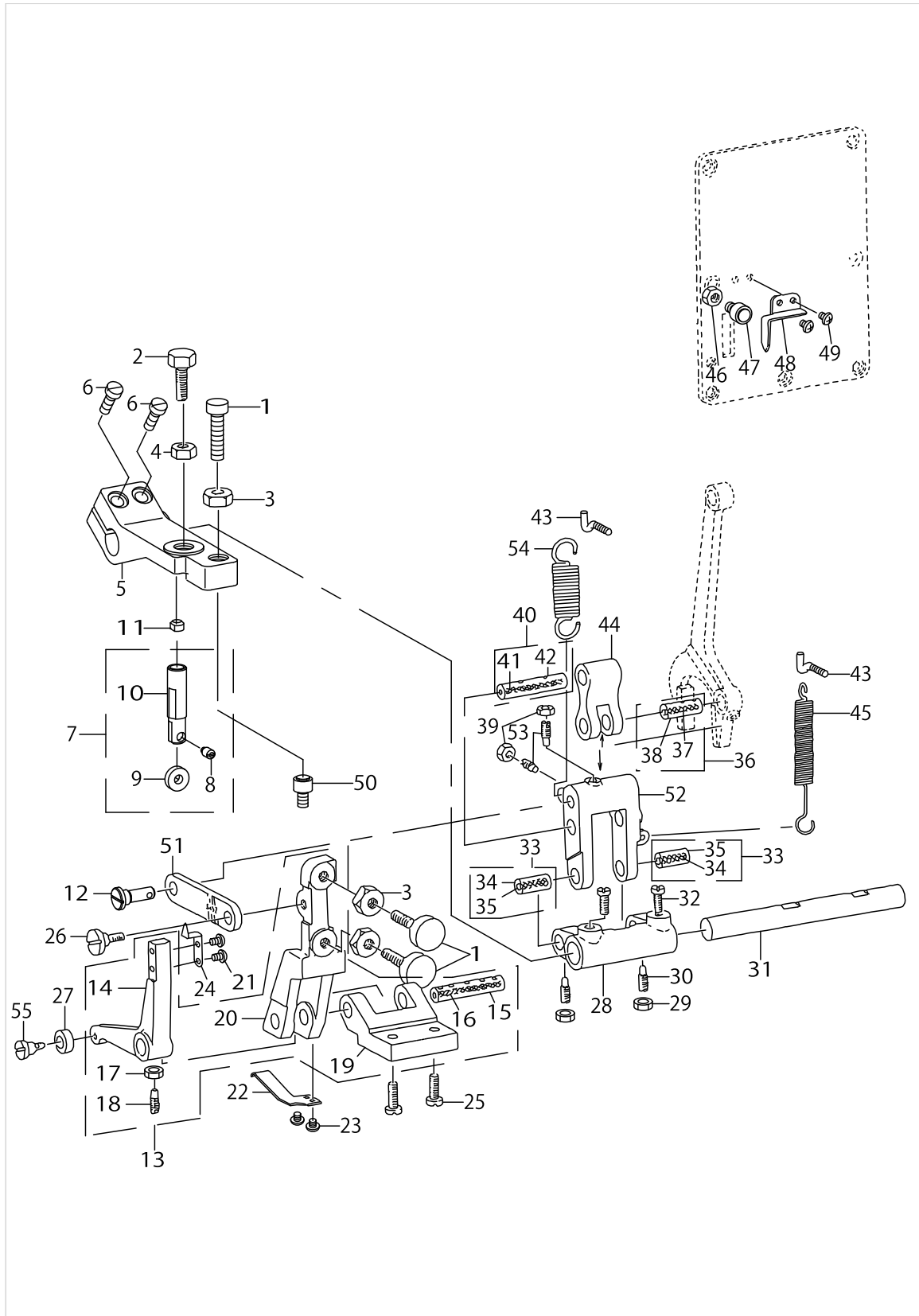
OVEREDGING WIDTH ADJUSTING COMPONENTS



OVEREDGING WIDTH ADJUSTING COMPONENTS

No.	Supply Code	Parts No.	Replacement	Parts name	Remarks	Choice	Step	Level	Cons	Qty	Rep. QTY
1		40009092		STITCH WIDTH REGULATING SCREW						3	
2		SS9201973CP		SCREW 5/16-18 L=19						1	
3		NM6080721SE		NUT M8						1	
4		NS6200520SP		NUT 5/16-18						3	
5		40009078		NEEDLE THROW REPOSITIONING LEVER						1	
6		SS6121210SP		SCREW 3/16-28 L=12						2	
7		40009107		REPOSITIONING LIVER TRIP PIN ASM.						1	
8		40009110		PIN				*		1	
9		40009109		ROLLER				*		1	
10		40009108		REPOSITIONING LEVER TRIP PIN				*		1	
11		B1432761000		SWING ARM STOPPER RUBBER						1	
12		40009106		REGULATING HINGE PIN						1	
13		40009111		REGULATING LEVER ASM.						1	
14		40009113		BELL CRANK				*		1	
15		40009115		REGULATING LEVER SHAFT				*		1	
16		CQ303000000		OIL WICK				*		0.1	
17		NS6110310SP		NUT 11/64-40				*		1	
18		SS8111251SP		SCREW 11/64-40 L=12.0				*		1	
19		40009114		REGULATING LEVER BRACKET				*		1	
20		40009112		REGULATING LEVER				*		1	
21		SS4080415SP		SCREW 1/8-44 L=4						2	
22		40009118		SPRING						1	
23		SS4080415SP		SCREW 1/8-44 L=4						2	
24		40009117		BARRED WIDTH INDICATOR						1	
25		SS7151210SP		SCREW 15/64-28 L=12						2	
26		SD0790432SP		HINGE SCREW D= 7.94 H= 4.3						1	
27		40009116		ROLLER						1	
28		B1425771000		BEARING BRACKET						1	
29		NS6110310SP		NUT 11/64-40						2	
30		SS8111251SP		SCREW 11/64-40 L=12.0						2	
31		B1424761000		NEEDLE THROW REPOSITIONING SHAFT						1	
32		SS7150940SP		SCREW 15/64-28 L=9						2	
33		B14217610A0		BEARING BRACKET ASM.						2	
34		CQ252000000		OIL WICK				*		0.1	
35		40009105		CONNECTING PIN				*		1	
36		B14187610A0		CONNECTING FORKED LINK PIN ASM.						1	
37		CQ252000000		OIL WICK				*		0.1	
38		40009103		CONNECTING FORKED LINK PIN				*		1	
39		NS6110310SP		NUT 11/64-40						2	
40		B14197610A0		CONNECTING STUD ASM.						1	
41		CQ252000000		OIL WICK				*		0.1	
42		40009104		CONNECTING STUD				*		1	
43		40009089		SUSPENSION SCREW						2	
44		26100008		CONNECTING FORKED LINK						1	

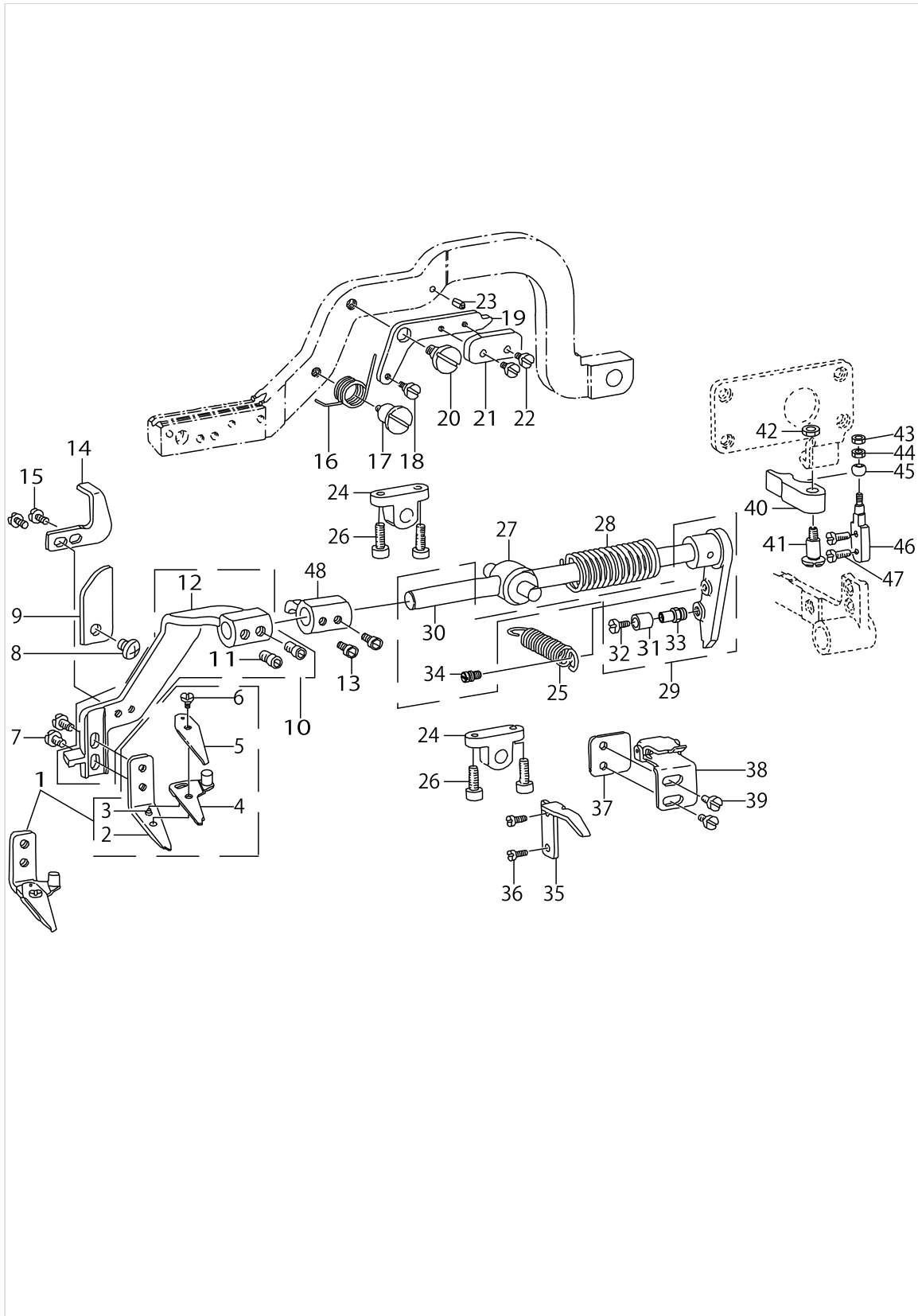
OVEREDGING WIDTH ADJUSTING COMPONENTS



OVEREDGING WIDTH ADJUSTING COMPONENTS

No.	Supply Code	Parts No.	Replacement	Parts name	Remarks	Choice	Step	Level	Cons	Qty	Rep. QTY
45		B1427771000		SPRING						1	
46		NS6150310SP		NUT 15/64-28						1	
47		40009094		SWING ARM STOPPER ASM.						1	
48		40009081		SEAM WIDTH INDICATOR						1	
49		SS4080415SP		SCREW 1/8-44 L=4						2	
50		40009094		SWING ARM STOPPER ASM.						1	
51		40009102		REGULATING LEVER CONNECTION						1	
52		26100107		REPOSITIONING LIVER LINK						1	
53		SS8111251SP		SCREW 11/64-40 L=12.0						2	
54		B1426771000		SPRING						1	
55		SD0640471SP		HINGE SCREW D= 6.35 H= 4.7						1	

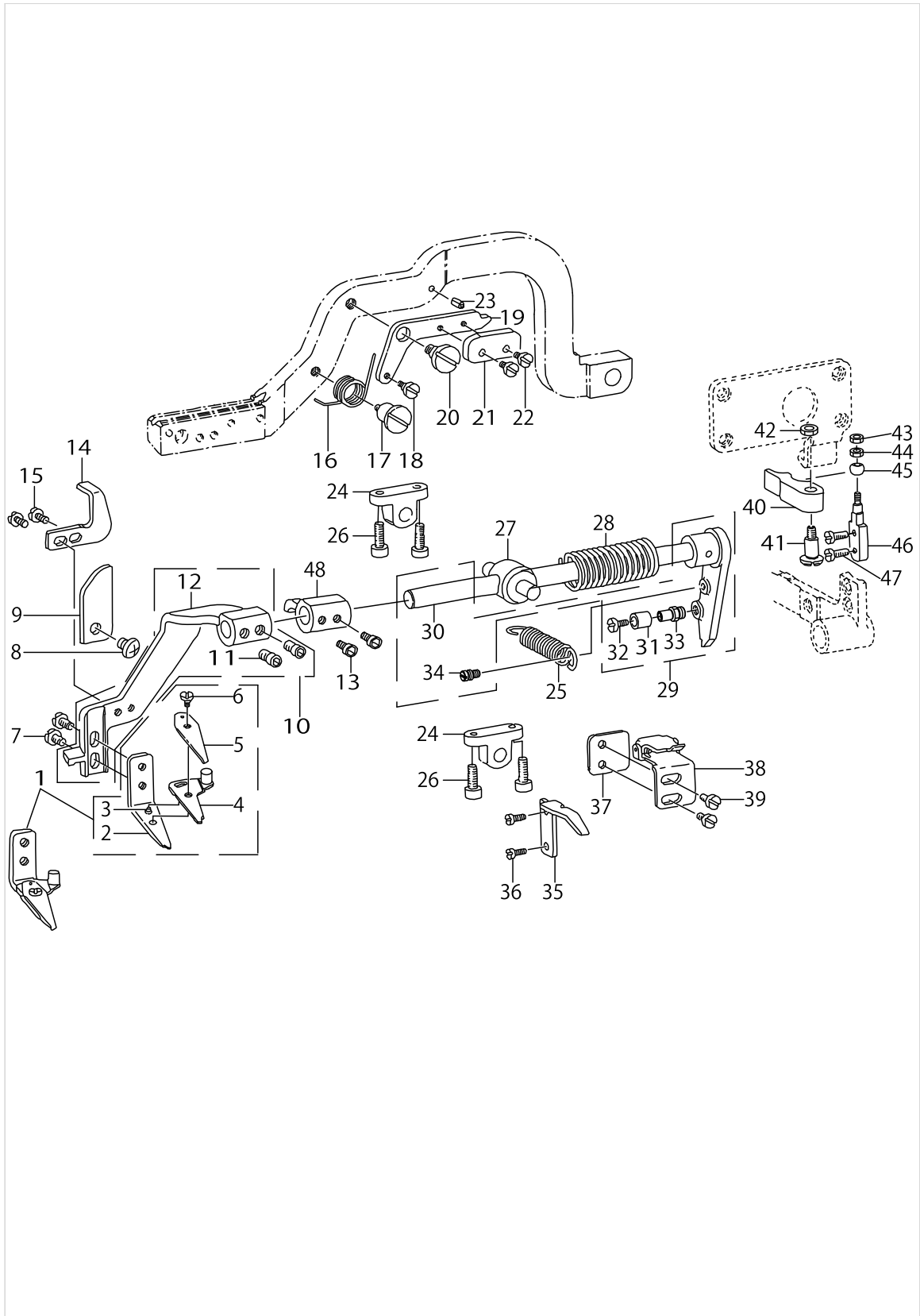
NEEDLE THREAD TRIMMER COMPONENTS



NEEDLE THREAD TRIMMER COMPONENTS

No.	Supply Code	Parts No.	Replacement	Parts name	Remarks	Choice	Step	Level	Cons	Qty	Rep. QTY
1		B20017710A0		NEEDLE THREAD TRIMMER ASM.						1	
2		B2001771000		NEEDLE THREAD TRIMMER,LOWER				*		1	
3		B2005761000		POSITION PIN				*		1	
4		B20027710A0		NEEDLE THREAD T-RIMMER, UPPER				*		1	
5		B2003771000		NEEDLE THREAD P-RESSER SPRING				*		1	
6		SD0400191TP		HINGE SCREW D=4 H=1.9				*		1	
7		SS7110510SP		SCREW 11/64-40 L=5						2	
8		SS4150715SP		SCREW 15/64-28 L=7						1	
9		40009179		NEEDLE THREAD T-RIMMER SHAFT GUIDE						1	
10		B20637810B0A		THREAD TRIMMER HOLDER ASM.						1	
11		SM8061002TP		SCREW M6 L=10				*		2	
12		40009170		THREAD TRIMMER HOLDER ASM.				*		1	
13		SM8061002TP		SCREW M6 L=10						2	
14		40008607		LIMITTING PLATE						1	
15		SS7110840SP		SCREW 11/64-40 L=7.8						2	
16		40009168		DRAIVING CAM SPRING						1	
17		40009169		DRAIVING CAM SPRING AXLE						1	
18		SD0450401SP		HINGE SCREW D= 4.5 H= 4						1	
19		40008608		DRIVING CAM INSTALING PLATE						1	
20		SD0790303SP		HINGE SCREW D= 7.94 H= 3.0						1	
21		40009167		DIFFERENTIAL FEED CAM						1	
22		SS7090710SP		SCREW 9/64-40 L= 6.8						2	
23		PS0300102K0		SPRING PIN 3.0X10						1	
24		B2010771000		BRACKET						2	
25		B2052781000		THREAD TRIMMER SPRING A						1	
26		SS6621212TP		SCREW 3/16-32 L=12.0						4	
27		40009330		THREAD SHAFT GUIDE BASE						1	
28		40009164		THREAD TRIMMER SPRING B						1	
29		B20077710B0		NEEDLE THREAD T-RIMMER SHAFT ASM.						1	
30		40009193		NEEDLE THREAD TRIMMER SHAFT				*		1	
31		26023200		CAM ROLL				*		1	
32		SS6080610TP		SCREW 1/8-44 L=6				*		1	
33		40009195		STUD				*		1	
34		40009196		SUSPENSION SCREW				*		1	
35		40009186		LATCHPRESSERARM						1	
36		SS7090710SP		SCREW 9/64-40 L= 6.8						2	
37		40009191		SPACER	DEPENDING ON THE M-ACHINE F-RAME. 0~2 SETS OF T-HIS PART WILL BE USED.					1	
38		40009181		LOCKING BRACKET LATCH ASM.						1	
39		SS7110840SP		SCREW 11/64-40 L=7.8						2	
40		B2030771000		THREAD TRIMMING SHAFT SEGMENT						1	
41		SD0641003SP		HINGE SCREW D=6.35 H=10						1	

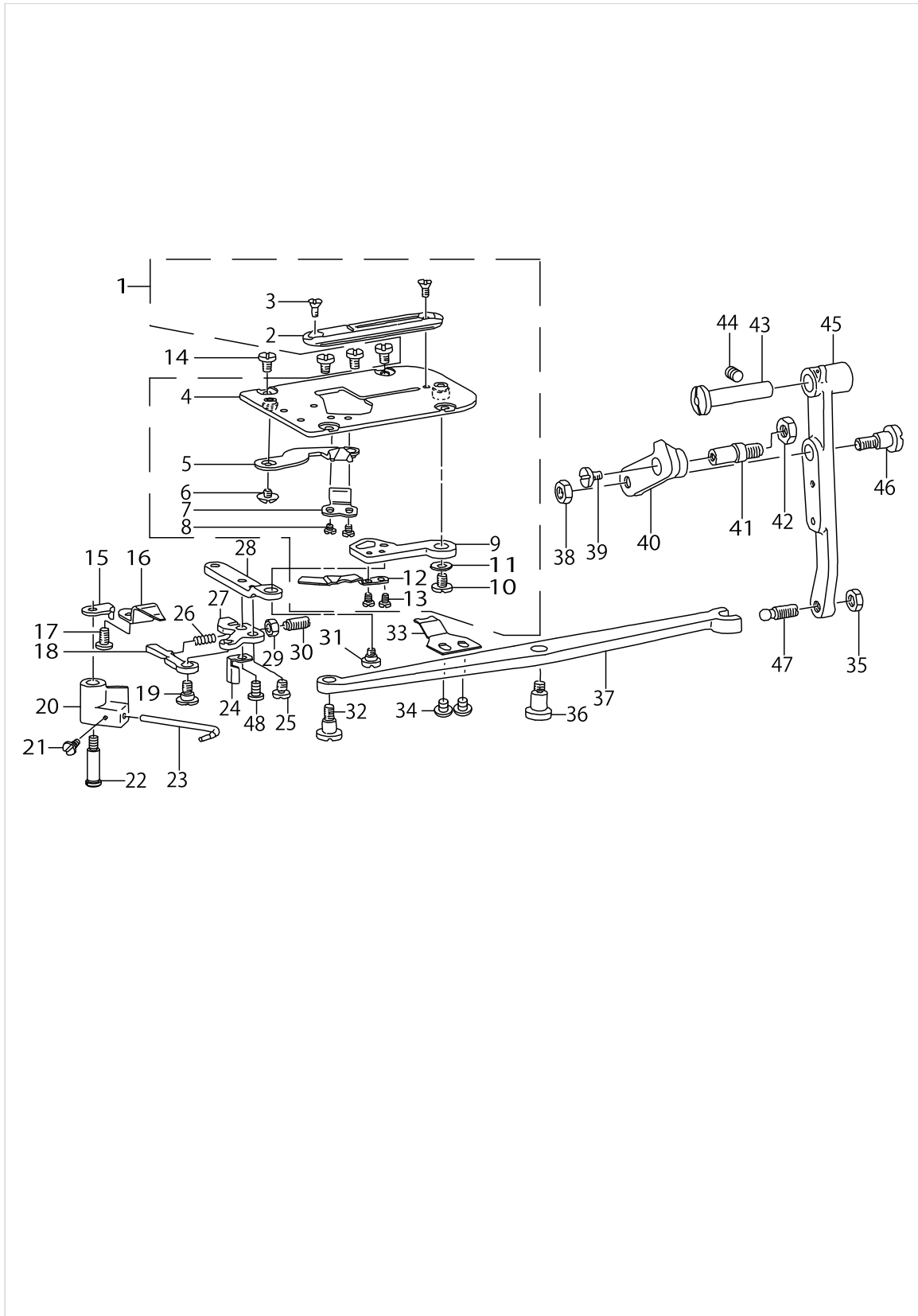
NEEDLE THREAD TRIMMER COMPONENTS



NEEDLE THREAD TRIMMER COMPONENTS

No.	Supply Code	Parts No.	Replacement	Parts name	Remarks	Choice	Step	Level	Cons	Qty	Rep. QTY
42		NS6110310SP		NUT 11/64-40						1	
43		NS6080210SP		NUT 1/8-44						1	
44		NS6080340SP		NUT 1/8-44						1	
45		40009188		ROLLER						1	
46		B2032771000		STUD						1	
47		SS7110840SP		SCREW 11/64-40 L=7.8						2	
48		40009160		THREAD TRIMMER HOLDER ASM.						1	

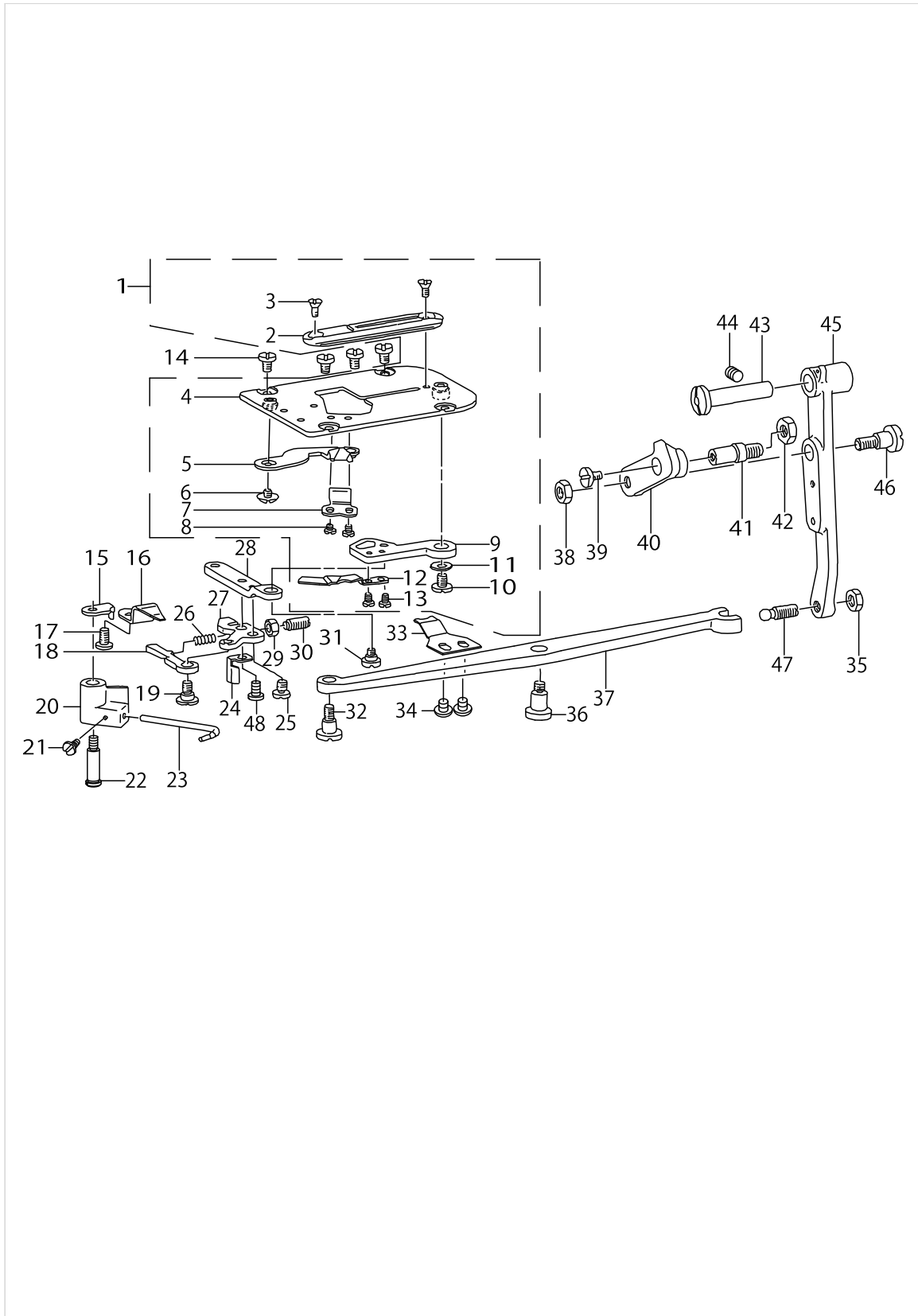
BOBBIN THREAD TRIMMER COMPONENTS



BOBBIN THREAD TRIMMER COMPONENTS

No.	Supply Code	Parts No.	Replacement	Parts name	Remarks	Choice	Step	Level	Cons	Qty	Rep. QTY
1		B24017710A0		NEEDLE PLATE ASM.						1	
2		B2402771000		NEEDLE PLATE				*		1	
3		SS2090510SP		SCREW 9/64-40 L=5				*		2	
4		B24017710B0		THROAT PLATE BASE ASM.				*		1	
5		B24067710A0		BOBBIN THREAD T-RIMMER BLADE ASM.				*		1	
6		SS5090320SP		SCREW 9/64-40 L=3.2				*		1	
7		B2408771000A		COUNTER KNIFE				*		1	
8		SS4080310SP		SCREW 1/8-44 L=3.4				*		2	
9		B2404771000		BOBBIN THREAD TRIMMER LEVER				*		1	
10		SS7110570SP		SCREW 11/64-40 L= 4.8				*		1	
11		WP0451016SP		WASHER 4.5X20X1				*		1	
12		B2405771000		BOBBIN THREAD PULLER				*		1	
13		SS6090440SP		SCREW 9/64-40 L=4.0				*		2	
14		SS6090630TP		SCREW 9/64-40 L=6						4	
15		40009218		BOBBIN PICKER STOPPER						1	
16		B2416771000		PRESSER PLATE						1	
17		SS7110840SP		SCREW 11/64-40 L=7.8						1	
18		40009220		BOBBIN PICKER PRESSER PLATE						1	
19		SD0630272SP		HINGE SCREW						1	
20		B2422771000		BOBBIN PICKER BRACKET						1	
21		SS7090620TP		SCREW 9/64-40 L=6.1						1	
22		40009217		BOBBIN PICKER BRACKET SHAFT						1	
23		40009215		BOBBIN WINDER TRIP LATCH						1	
24		40009223		SAFETY STOPPER						1	
25		SS6110610TP		SCREW 11/64-40 L=6						1	
26		40009222		PRESSER PLATE A-DJUSTING SPRING						1	
27		40009219		PRESSER PLATE MOUNTING BASE						1	
28		40009214		BOBBIN THREAD TRIMMER LINK						1	
29		NS6120310SP		NUT 3/16-28						1	
30		40009221		PRESSER PLATE A-DJUSTING SCREW						1	
31		SD0640321SP		HINGE SCREW D= 6.35 H= 3.2						1	
32		SD0640602SP		HINGE SCREW D= 6.35 H= 6.0						1	
33		B2417771000		BOBBIN THREAD GUIDE						1	
34		SS4090415SP		SCREW 9/64-40 L=4						2	
35		NS6150310SP		NUT 15/64-28						1	
36		SD0790602SP		HINGE SCREW D= 7.94 H= 6						1	
37		40009210		BOBBIN THREAD T-RIMMER DRIVING LEVER						1	
38		NS6150310SP		NUT 15/64-28						1	
39		SS7110570SP		SCREW 11/64-40 L= 4.8						1	
40		40009211		CONNECTING LINK						1	
41		B2414761000		STOP SCREW						1	
42		NS6680320SP		NUT 9/32-28						1	
43		B2416761000		HING STUD						1	
44		SS8150822TP		SCREW 15/64-28 L=8						1	

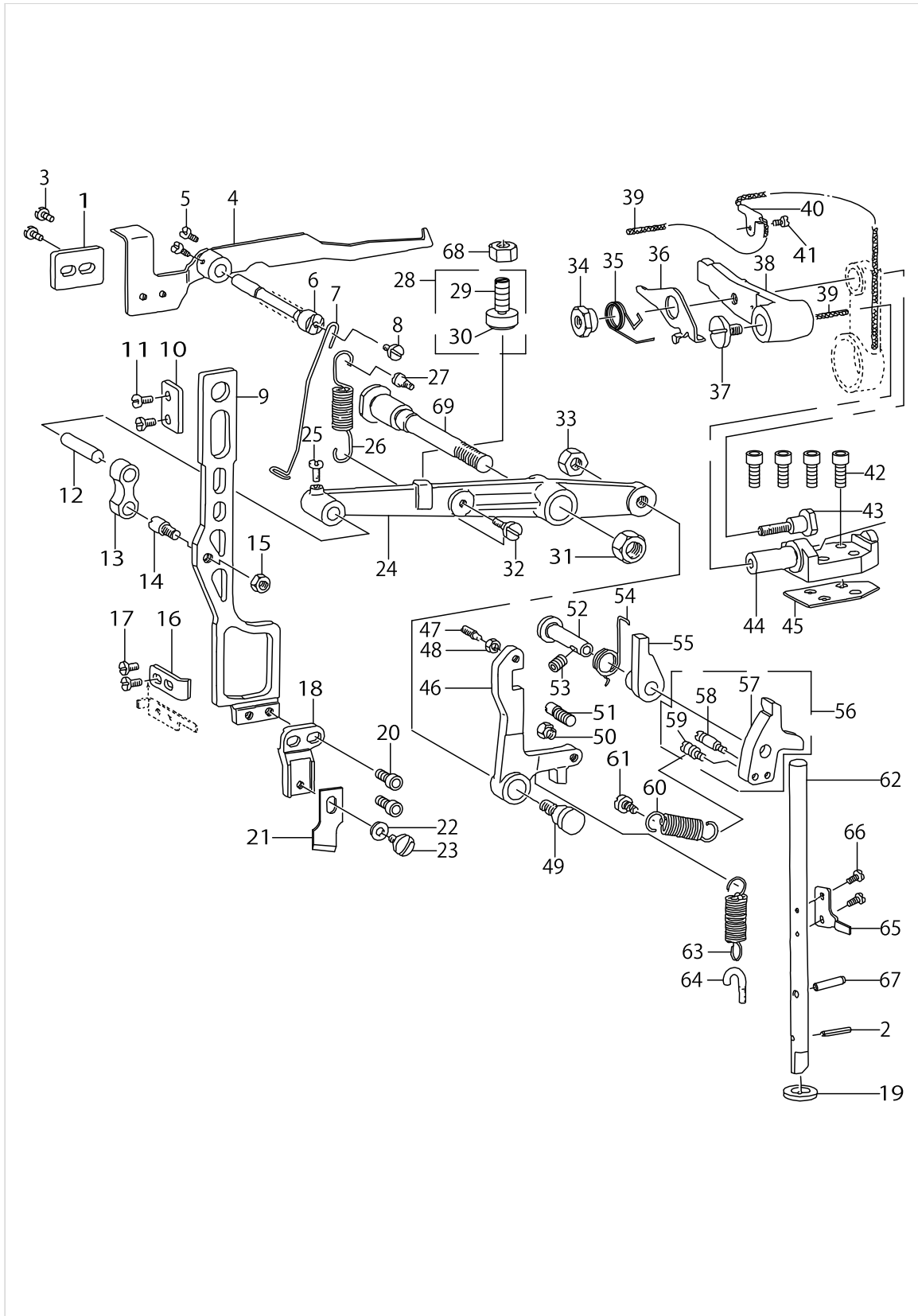
BOBBIN THREAD TRIMMER COMPONENTS



BOBBIN THREAD TRIMMER COMPONENTS

No.	Supply Code	Parts No.	Replacement	Parts name	Remarks	Choice	Step	Level	Cons	Qty	Rep. QTY
45		40009209		BOBBIN THREAD T-RIMMERDRIVINGARM						1	
46		SD0790641SP		HINGE SCREW D= 7.94 H= 6.4						1	
47		B2412047000		BALL SCREW						1	
48		SS7110710SP		SCREW 11/64-40 L=7						1	

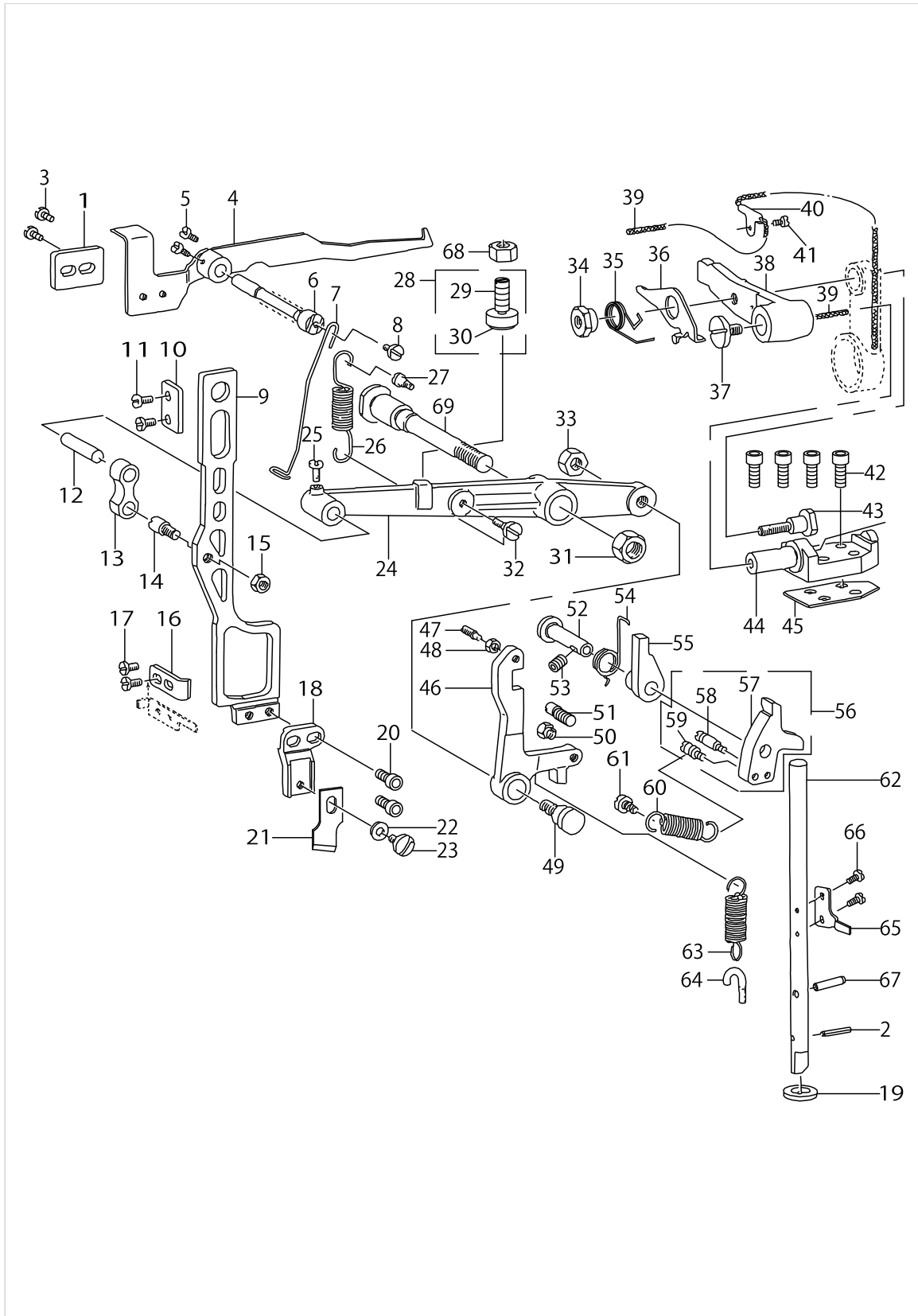
KNIFE BAR COMPONENTS



KNIFE BAR COMPONENTS

No.	Supply Code	Parts No.	Replacement	Parts name	Remarks	Choice	Step	Level	Cons	Qty	Rep. QTY
1		40009302		KNIFE STOP LEVER BRACKET						1	
2		PS0300182KF		SPRING PIN 3X18						1	
3		SS7110740TP		SCREW 11/64-40 L=7						2	
4		B2729771000		KNIFE STOP LEVER						1	
5		SS6110420TP		SCREW 11/64-40 L=4.8						2	
6		40009300		KNIFE STOP LEVER HINGE STUD						1	
7		B2731761000		THREAD CHECK WIRE						1	
8		SS7110840SP		SCREW 11/64-40 L=7.8						1	
9		B2702771000A		KNIFE BAR						1	
10		40009280		KNIFE ROD GUIDE PLATE A	SELECTIVE PARTS					1	
11		SS7110710SP		SCREW 11/64-40 L=7						2	
12		40009290		HINGE STUD						1	
13		B2706761000		KNIFE BAR CONNECTING LINK						1	
14		B2705761000		HINGE SCREW						1	
15		NS6660430SP		NUT 1/4-40						1	
16		40009284		KNIFE BAR POSITI- ONING BRACKET	SELECTIVE PARTS					1	
17		SS7110840SP		SCREW 11/64-40 L=7.8						2	
18		B2701761000		KNIFE HOLDER						1	
19		B2740771000		THRUST WASHER						1	
20		SM6061202TP		SCREW M6 L=12						2	
21		B2702047L00A		KNIFE 1/2	THE SIZE OF THE B- UTTONHO- LE VARIES ACCORDIN- G TO THE KNIFE, SO FOR FURT- HER DETAI- LS PLEASE REFER TO PAGE 39.22-(2).					1	
22		WP0501016SD		WASHER 5X10.5X1						1	
23		SS7620750SP		SCREW 3/16-32L=6.5						1	
24		B2751781000		KNIFE BAR DRIVING LEVER						1	
25		SS7110810SP		SCREW 11/64-40 L= 8.0						1	
26		B2710771000		SPRING						1	
27		SD0550501SP		HINGE SCREW D=5.5 H=5						1	
28		40009264		KNIFE BAR STOPPER ASM.						1	
29		40009265		KNIFE BAR STOPPER					*	1	
30		40009266		STOPPER BUSH					*	1	
31		NS6740510SP		NUT 3/8-28						1	
32		SD0790201SD		HINGE SCREW D=7.9 H=2.0						1	
33		NS6700540SP		NUT 5/16-24						1	
34		40009294		KNIFE BAR DRIVING CRANK NUT						1	
35		B2718761000		TENSION SPRING						1	
36		40009292		LATCH						1	
37		SS7161040SP		SCREW 1/4-24 L= 9.5						1	
38		40009291		KNIFE BAR DRIVING CRANK						1	
39		CQ252000000		OIL WICK						.4	

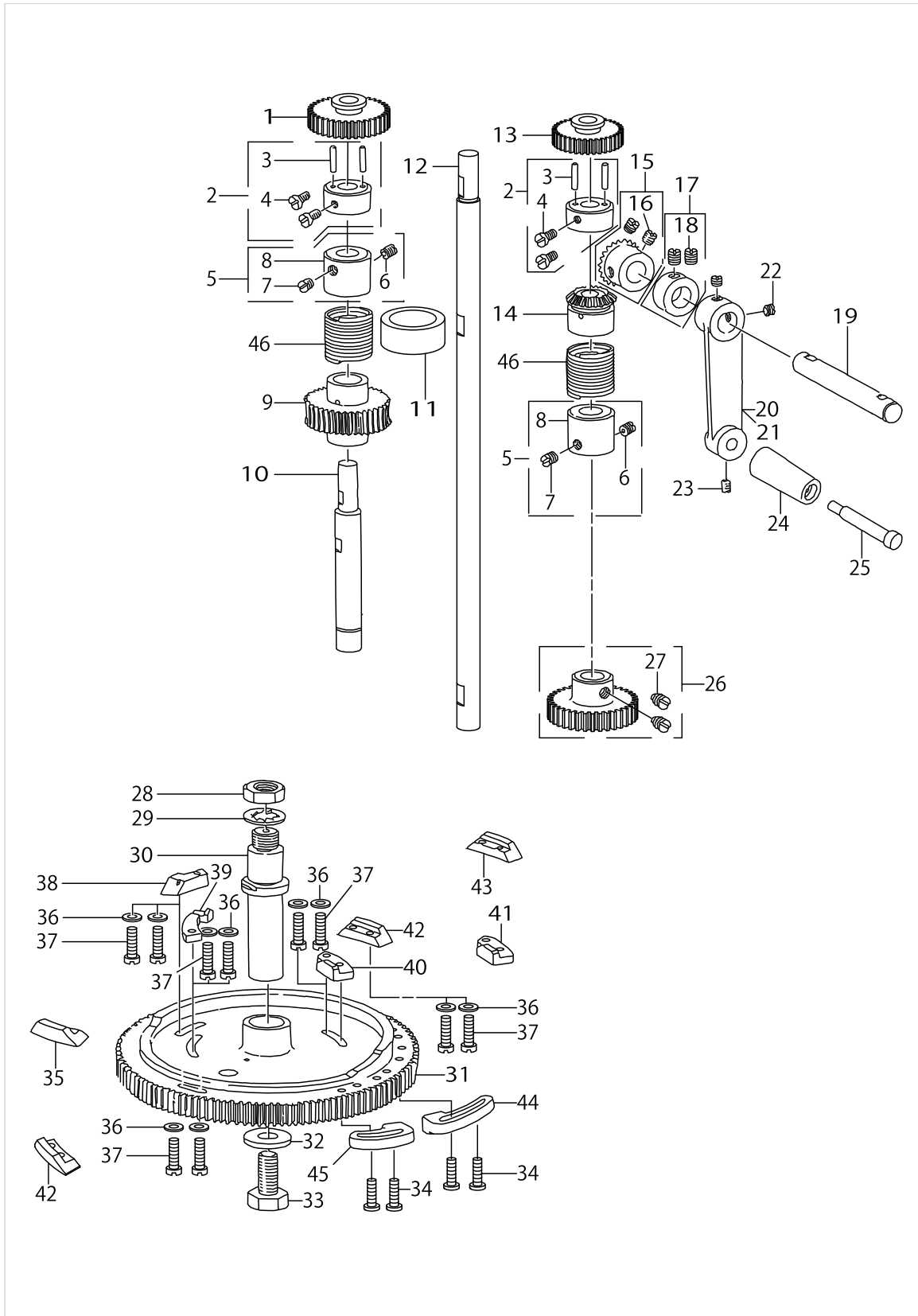
KNIFE BAR COMPONENTS



KNIFE BAR COMPONENTS

No.	Supply Code	Parts No.	Replacement	Parts name	Remarks	Choice	Step	Level	Cons	Qty	Rep. QTY
40		B3537122000		OIL WICK HOLDER						1	
41		SS4090610SP		SCREW 9/64-40 L=6						1	
42		SM6062002TP		SCREW M6 L=20						4	
43		SD1110905TH		HINGE SCREW D=11.11 H= 9.0						1	
44		26105809		KNIFE BAR DRIVING CRANK SHAFT						1	
45		40009304		SPACER	SELECTIVE PARTS					1	
46		40009441		KNIFE BAR DRIVING LEVER BELL CRANK						1	
47		SS8111610SP		SCREW 11/64-40 L=15.5						1	
48		NS6110310SP		NUT 11/64-40						1	
49		SD1110905TH		HINGE SCREW D=11.11 H= 9.0						1	
50		40009277		HOOK PIN NUT						1	
51		40009278		HOOK PIN						1	
52		B2416761000		HING STUD						1	
53		SS8150822TP		SCREW 15/64-28 L=8						1	
54		B2725761000		TENSION SPRING						1	
55		B2724761000		RATCHET PAWL (B)						1	
56		B27237610A0A		HOOK DIFFERENTIAL CLICK A ASM.						1	
57		B2723761000A		HOOK DIFFERENTIAL CLICK A				*		1	
58		10120004		SPRINGSUSPENSION				*		1	
59	R	B1110280000	26017400	THREAD CUTTING LINK SPRING RACK				*		1	1.00
60		B2726761000A		TENSION SPRING						1	
61		SD0530221SP		HINGE SCREW D= 5.3 H= 2.2						1	
62		40009270		DRIVING ROD						1	
63	R	40009299	B2727761000	TENSION SPRING						1	1.00
64		40009305		SUSPENSION SCREW						1	
65		40009274		FINGER						1	
66		SS7090710SP		SCREW 9/64-40 L= 6.8						2	
67		40009303		POSITIONING PIN (B)						1	
68		NS6200520SP		NUT 5/16-18						1	
69		B2709771000		KNIFE BAR DRIVING LEVER SHAFT						1	

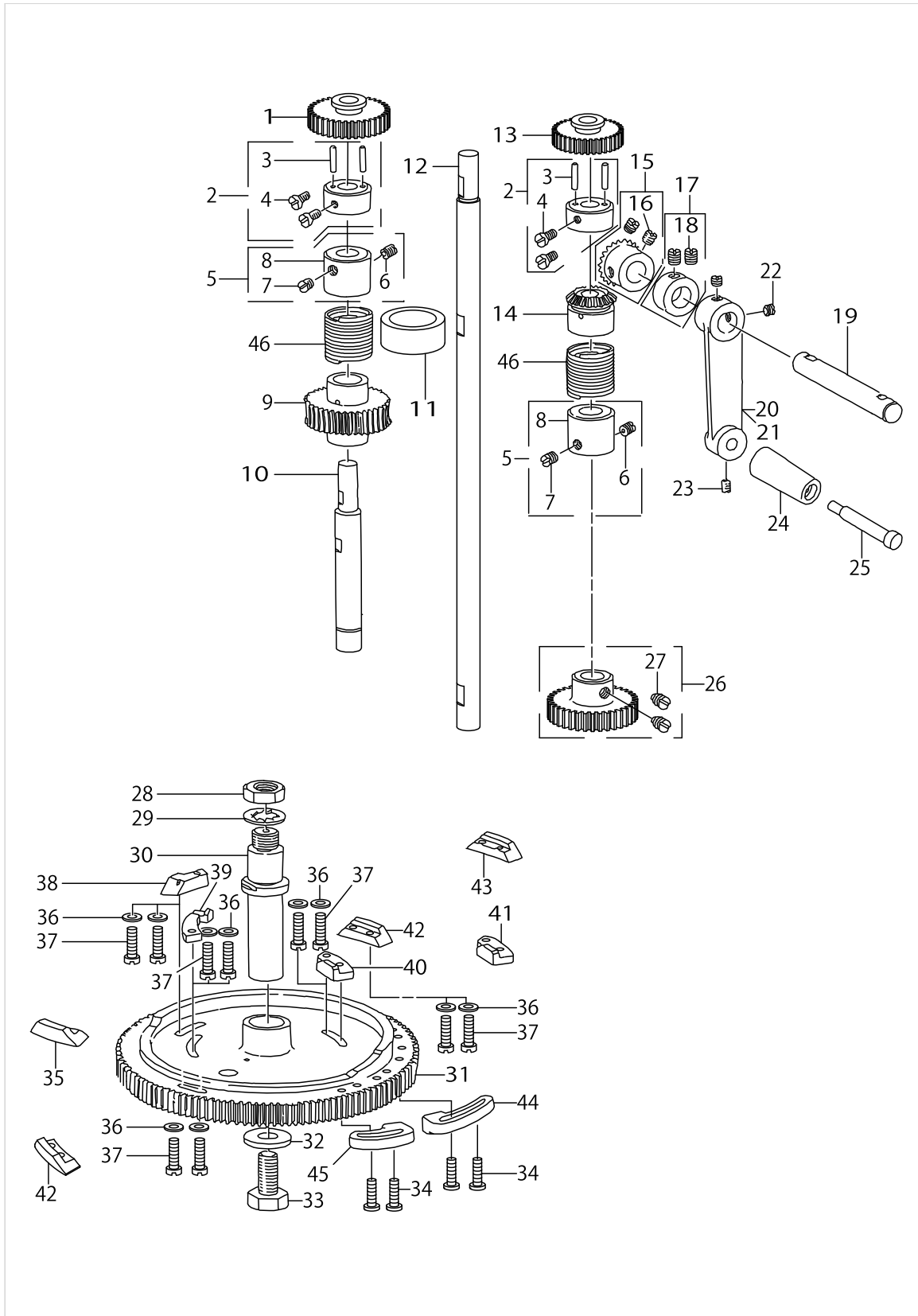
FEED CAM & TRIPPING SEGMENT COMPONENTS



FEED CAM & TRIPPING SEGMENT COMPONENTS

No.	Supply Code	Parts No.	Replacement	Parts name	Remarks	Choice	Step	Level	Cons	Qty	Rep. QTY
1		B2935761000		SPUR GEAR (152)						1	
2		B29167610A0		SPUR GEAR BUSHING ASM.						2	
3		B2917761000		SPUR GEAR BUSHING PIN				*		4	
4		SS7120910TP		SCREW 3/16-28 L=9				*		4	
5		B29137610A0		CLUTCH COLLAR ASM.						2	
6		SS8660610TP		SCREW 1/4-40 L=6				*		1	
7		SS8660410SP		SCREW 1/4-40 L= 4.2				*		1	
8		40009314		CLUTCH COLLAR				*		1	
9		B2919761000		FEED CAM DRIVING WORM WHEEL						1	
10		40009316		FEED CAM DRIVING WORM WHEEL SHAFT						1	
11		B3542771000		OIL FELT						1	
12		26107201		CAM DRIVING STUD						1	
13		B2934761000		SPUR GEAR (123)	FOR EXCH- ANGING G- EARS, PLE- ASE REFER TO PAGE 39.22-(1).					1	
14	R	B2915761B00	40184811	HANDLE CRANK BE- VEL GEAR, LEFT						1	1.00
15	R	B2915761AA0	40185132	HANDLE CRANK BE- VEL GEAR ASM.,						1	1.00
16		SS8660610TP		SCREW 1/4-40 L=6				*		2	
17		CS111101DSH		THRUST COLLAR A- SM. D=11.11 W=10						1	
18		SS8660530TP		SCREW 1/4-40 L= 4.5				*		2	
19		40009318		HANDLE CRANK SHAFT						1	
20	R	B2923761000	40009319	HANDLE CRANK						1	1.00
21		40009319		HANDLE CRANK	FOR URBAN WHITE					1	
22		SS8150510TP		SCREW 15/64-28 L= 4.7						2	
23	R	SS8620610SP	SS8620610TP	SCREW 3/16-32 L=6						1	1.00
24		40009320		HANDLE						1	
25		40009321		HANDLE SHAFT						1	
26		B29107610A0		FEED CAM DRIVING GEAR ASM.						1	
27		SS8660610TP		SCREW 1/4-40 L=6				*		2	
28		NM6120001CP		NUT M12						1	
29		B2909761000		THRUST WASHER						1	
30		40009312		FEED CAM SHAFT						1	
31		B290177100C		FEED CAM						1	
32		WP0982616SP		WASHER 9.8X24.0X2.6						1	
33		SS9241513CP		SCREW 3/8-18 L=15						1	
34		SS7111410TP		SCREW 11/64-40L=14						4	
35	D	B2902761B00		BAR TRIPPING SEGMENT NO.2 (B)	SPECIAL ORDER PA- RTS FOR 8- 0% BARTACKING					1	
36		WP0480856SP		WASHER 4.8X8.4X0.8						10	
37		SS6111610SP		SCREW 11/64-40L=16						10	
38		B2904771000		KNIFE TRIPPING SEGMENT						1	
39		40009309		TENSION RELEASE TRIPPING SEGMENT 1						1	
40		40009310		TENSION RELEASE TRIPPING SEGMENT 2						1	

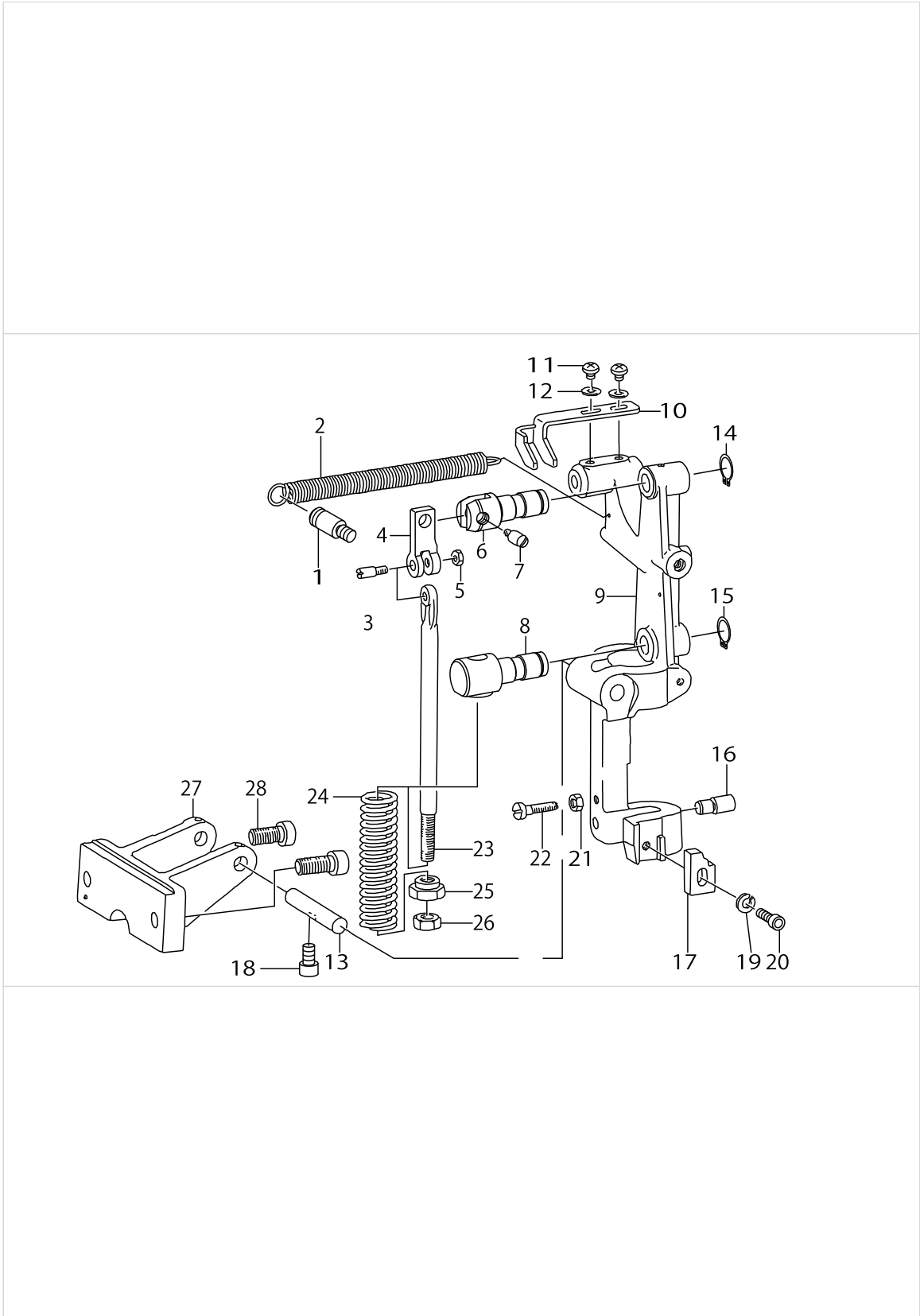
FEED CAM & TRIPPING SEGMENT COMPONENTS



FEED CAM & TRIPPING SEGMENT COMPONENTS

No.	Supply Code	Parts No.	Replacement	Parts name	Remarks	Choice	Step	Level	Cons	Qty	Rep. QTY
41		B2906761B00		TRIPPING SEGMENT NO.2	SPECIAL ORDER PARTS FOR LESS THAN 80 STITCHES					1	
42		26100909		BAR TRIPPING SEGMENT NO.1						2	
43	R	B2903761B00	B2903761000	BAR TRIPPING SEGMENT NO.2 (B)	SPECIAL ORDER PARTS FOR 8-0% BARTACKING					1	1.00
44		26100800		LOW-SPEED CAM						1	
45		26104604		STOPPER CAM						1	
46		B2914761000		CLUTCH SPRING						2	

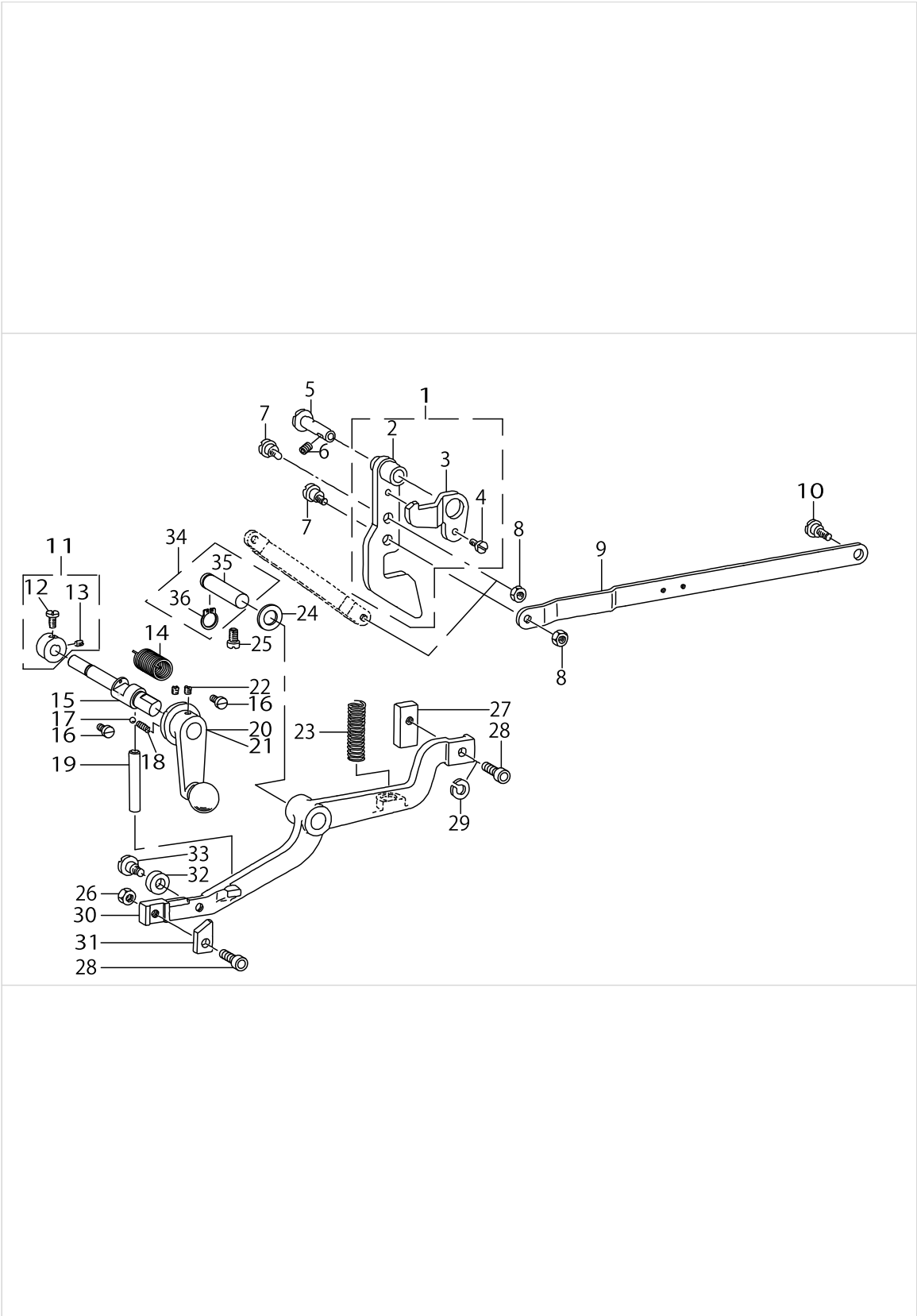
STOP-MOTION COMPONENTS



STOP-MOTION COMPONENTS

No.	Supply Code	Parts No.	Replacement	Parts name	Remarks	Choice	Step	Level	Cons	Qty	Rep. QTY
1		26212308		BELT COVER SETSCREW						1	
2		B2653771000		TENSION SPRING						1	
3		B2613232000		STOP LINK ROD HINGE SCREW						1	
4		26106807		UPPER SHAFT STOPPER						1	
5		NS6620310SP		NUT 3/16-32						1	
6		26107300		STOPPER PIN						1	
7		B2611232000		STOP LINK CONNECTING SCREW						1	
8		26107508		STOP LINK ROD HINGE STUD						1	
9		B2604771000B		STOP MOTION LEVER						1	
10		40009228		BELT SHIFTER						1	
11		SS4150715SP		SCREW 15/64-28 L=7						2	
12		WP0650876SD		WASHER 6.5X13X0.8						2	
13		40009254		INSTALLING BASE PIN						1	
14		RC1200001KP		C-SHAPED SNAP RING						1	
15		RC1200001KP		C-SHAPED SNAP RING						1	
16		B2648232000		STOP PIN						1	
17		40009229		LATCH (A)						1	
18		SM6061602TP		SCREW M6 L=16						1	
19		WS0610002KP		SPRING WASHER						1	
20		SM6062002TP		SCREW M6 L=20						1	
21		NS6150430SP		NUT 15/64-28						1	
22		SS6153040SP		SCREW 15/64-28 L=30						1	
23		40009249		STOP LINK ROD						1	
24		40009251		STOP LINK ROD PRESSURE SPRING						1	
25		40009252		SPRING SUPPORT NUT						1	
26		NS6240630SP		NUT 3/8-18						1	
27		B2601761000A		STOP MOTION LEVER BRACKET						1	
28		SM6102002TP		SCREW M10 L=20						2	

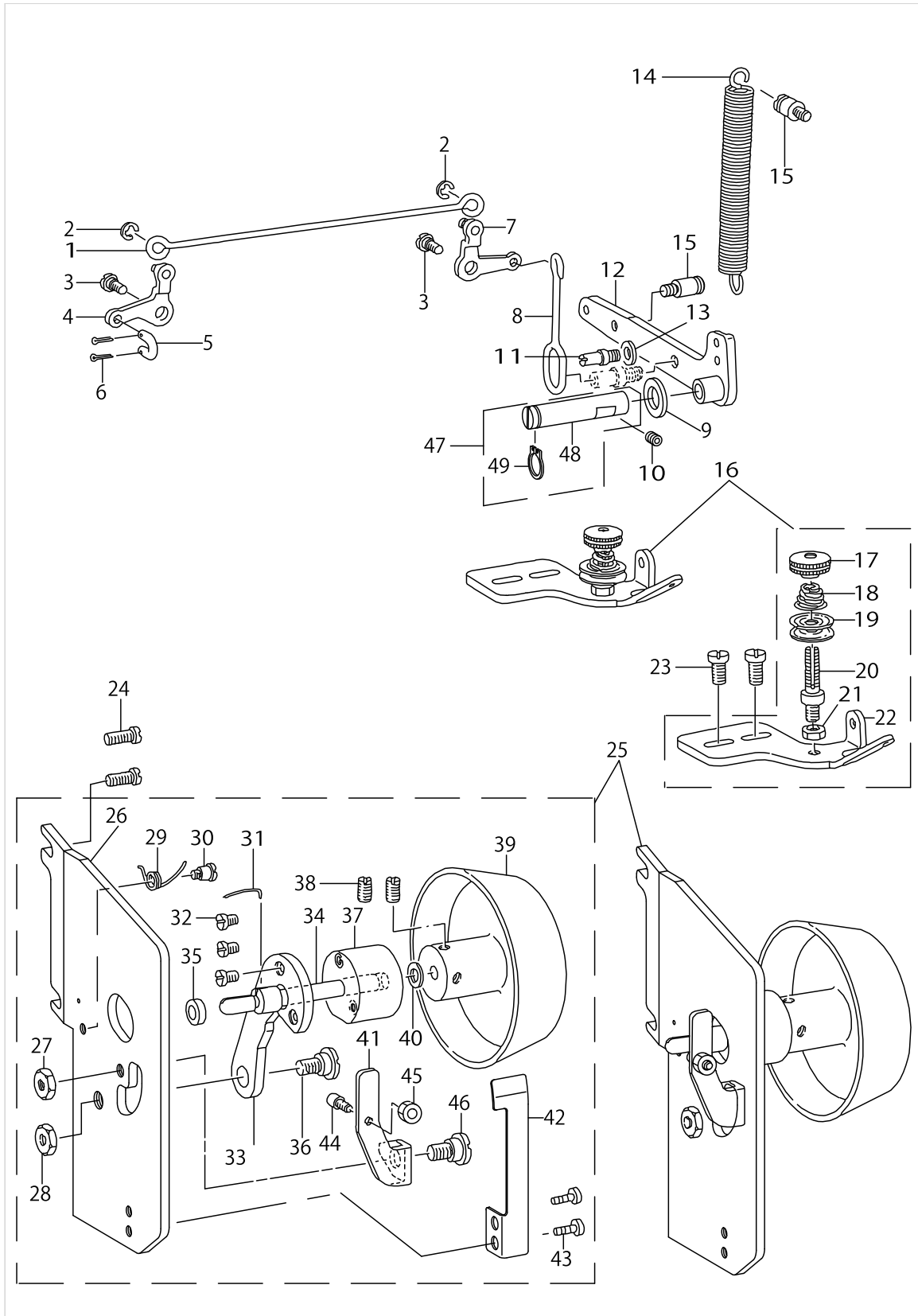
TRIPPING LEVER COMPONENTS



TRIPPING LEVER COMPONENTS

No.	Supply Code	Parts No.	Replacement	Parts name	Remarks	Choice	Step	Level	Cons	Qty	Rep. QTY
1		40009255		STARTING LINK COMPL.						1	
2		40009256		STARTING LINK ASM.				*		1	
3		40009259		SAFETY BASE				*		1	
4		SS7110710SP		SCREW 11/64-40 L=7				*		1	
5		B2416761000		HING STUD						1	
6		SS8150822TP		SCREW 15/64-28 L=8						1	
7		40009233		HINGE SCREW						2	
8		NS6150310SP		NUT 15/64-28						2	
9		40009245		STARTING LINK DRIVING ROD						1	
10		SD0790451SP		HINGE SCREW D= 7.94 H= 4.5						1	
11		CS079101BSH		THRUST COLLAR A-SM. D=7.94 W=10						1	
12		SS7110740TP		SCREW 11/64-40 L=7				*		1	
13	R	SS8110510SP	SS8110520TP	SCREW 11/64-40 L=5				*		1	1.00
14		40009247		CRANK SHAFT TENSION SPRING						1	
15		40009241		HAND STOP CRANK SHAFT						1	
16		SS6111010TP		SCREW 11/64-40 L= 9.5						2	
17		B2608761000		HAND STOP CRANK SHAFT BALL						1	
18		B2611761000		CRANK SHAFT PRESSURE SPRING						1	
19		40009242		HAND STOP ROD B	SELECTIVE PARTS					1	
20	R	B26107610A0	B261076100AA	HAND STOP CRANK ASM.						1	1.00
21	R	B26107610AA	B261076100AA	HAND STOP CRANK ASM.	FOR URBAN WHITE					1	1.00
22		SS8150510TP		SCREW 15/64-28 L= 4.7						2	
23		B2617771000		TRIPPING LEVER T-ENSION SPRING						1	
24		40009262		WASHER						1	
25		SS7150940SP		SCREW 15/64-28 L=9						1	
26		NM6060001CP		NUT M6						1	
27		40009238		LATCH (B)						1	
28		SM6062002TP		SCREW M6 L=20						2	
29		WS0610002KP		SPRING WASHER						1	
30		B2651781000A		TRIPPING LEVER						1	
31		40009243		TRIPPING DOG						1	
32		40009116		ROLLER						1	
33		SD0640471SP		HINGE SCREW D= 6.35 H= 4.7						1	
34		40009260		TRIPPING LEVER HINGE PIN ASM.						1	
35		40009261		TRIPPING LEVER HINGE PIN				*		1	
36		RC1021011KP		RETAINING RING 10.2				*		1	

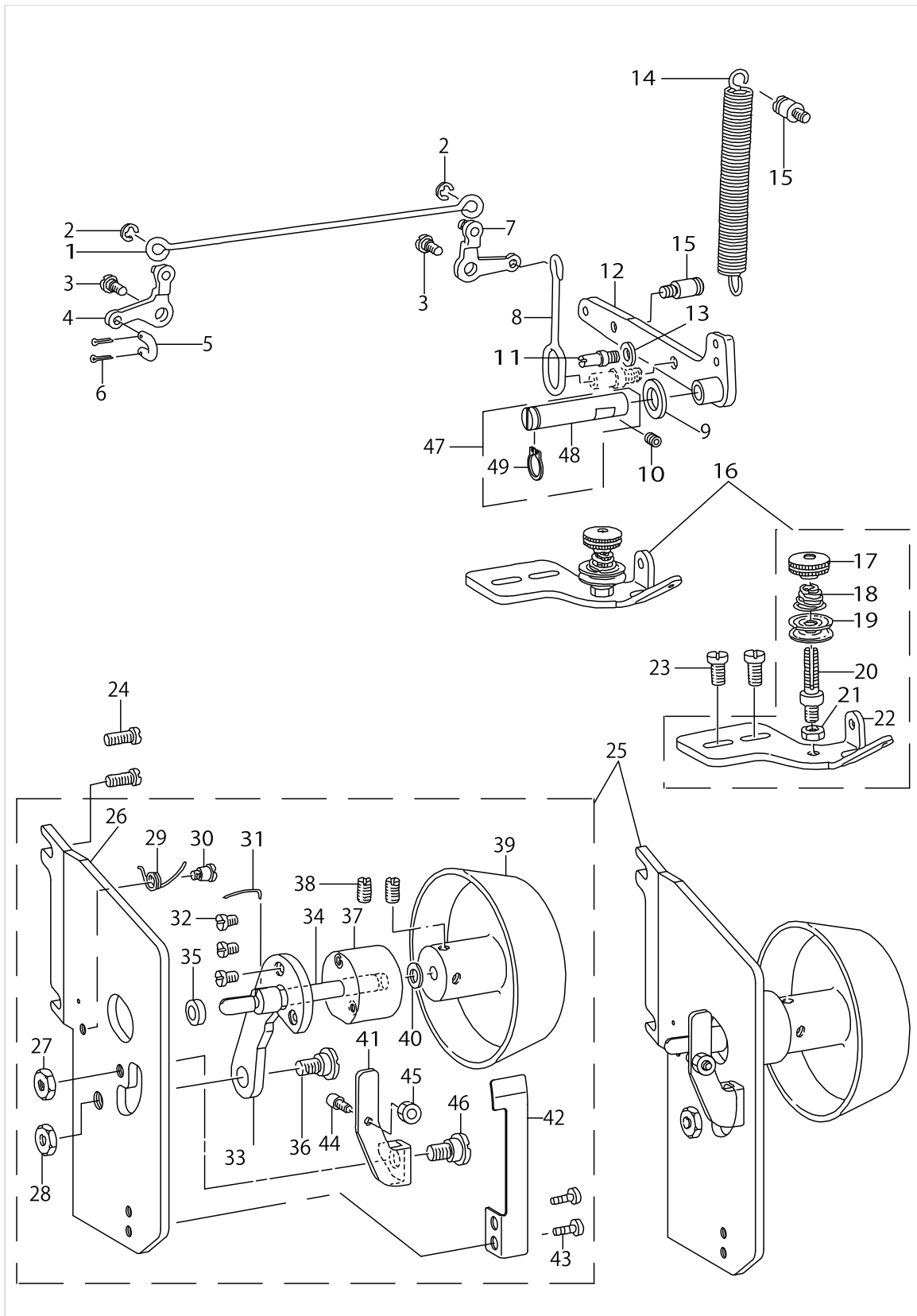
LIFTING LEVER & BOBBIN WINDER COMPONENTS



LIFTING LEVER & BOBBIN WINDER COMPONENTS

No.	Supply Code	Parts No.	Replacement	Parts name	Remarks	Choice	Step	Level	Cons	Qty	Rep. QTY
1		B3404771000		PRESSER BAR LIFTING ROD						1	
2		RE0500000K0		E-RING						2	
3		SD0720331SP		HINGE SCREW D= 7.24 H= 3.3						2	
4		B34027710A0		LEVER ASM., FRONT						1	
5		B3406761000		LINK						1	
6		PD02010000B		SPLIT PIN						2	
7		B34087710A0		LEVER ASM., REAR						1	
8		B3403761000		PRESSER BAR LIFTING ROD						1	
9		40009262		WASHER						1	
10		SS8150822TP		SCREW 15/64-28 L=8						1	
11		40009357		LIFTING LEVER STOPPER						1	
12		26106658		LIFTING LEVER ASM.						1	
13		WP0740516SP		WASHER 7.4X11.8X0.5						1	
14		B3451781000		PRESSER FOOT LIFTING SPRING						1	
15		26212308		BELT COVER SETSCREW						2	
16		40009348		BOBBIN WINDER TENSION ASM.						1	
17	R	26216507	26203455	BOBBIN WINDER TENSION NUT		A	LK-1850	*		1	1.00
17	R	26216507	40009348	BOBBIN WINDER TENSION NUT		B	LBH-78*	*		1	1.00
18		26216606		BOBBIN WINDER TENSION SPRING				*		1	
19		22945802		THREAD TENSION DISK				*		2	
20	R	26216705	40009348	BOBBIN WINDER TENSION POST		A	LBH	*		1	1.00
20	R	26216705	26203455	BOBBIN WINDER TENSION POST		B	LK	*		1	1.00
21	R	26216705	40009348	BOBBIN WINDER TENSION POST		A	LBH	*		1	1.00
21	R	26216705	26203455	BOBBIN WINDER TENSION POST		B	LK	*		1	1.00
22		40009349		BOBBIN WINDER TENSION				*		1	
23		SS7110840SP		SCREW 11/64-40 L=7.8						4	
24		SS7110840SP		SCREW 11/64-40 L=7.8						2	
25		26103150		BOBBINWINDERASM.						1	
26	R	26103101	26103150	BOBBIN WINDER BRACKET				*		1	1.00
27		26104208		NUT				*		1	
28	R	26104307	NS6150310SP	NUT				*		1	1.00
29		26103705		BOBBIN WINDER SPRING				*		1	
30		SD0450401SP		HINGE SCREW D= 4.5 H= 4				*		1	
31		26103903		BOBBIN STOP SPRING				*		1	
32	R	SS6090620SP	SS6090620TP	SCREW 9/64-40 L=6				*		3	1.00
33		26103309		PULLEY SHAFT BASE				*		1	
34		26103507		BOBBIN WINDER SHAFT				*		1	
35		26104109		COLLAR				*		1	
36		SD0790433TP		HINGE SCREW D= 7.94 H= 4.3				*		1	
37		26103408		BOBBIN WINDER SHAFT BUSHING				*		1	
38		SS8120740SP		SCREW 3/16-28 L=7				*		2	
39		26103200		BOBBIN WINDER DRIVING PULLEY				*		1	
40		WP0651056SD		WASHER 6.5X11X1				*		1	
41		26103606		BOBBIN WINDER TRIP LATCH				*		1	
42		26103804		BOBIN GUIDE SPRING				*		1	
43	R	SS7090520SP	SS7090520TP	SCREW 9/64-40 L= 4.5				*		2	1.00

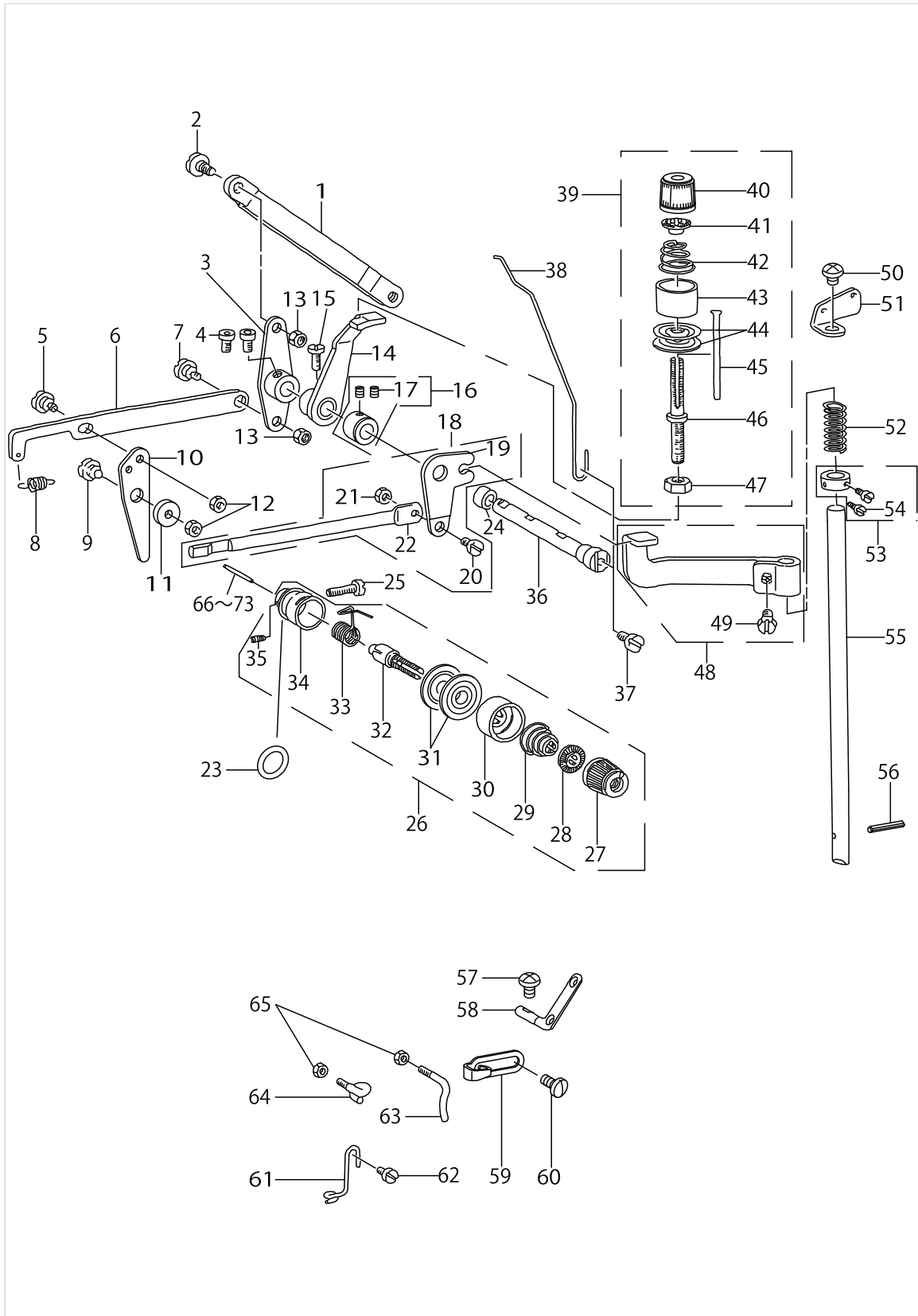
LIFTING LEVER & BOBBIN WINDER COMPONENTS



LIFTING LEVER & BOBBIN WINDER COMPONENTS

No.	Supply Code	Parts No.	Replacement	Parts name	Remarks	Choice	Step	Level	Cons	Qty	Rep. QTY
44		26104000		ADJUSTING SCREW				*		1	
45		26104505		NUT				*		1	
46		26104406		BOBBIN GUIDE SHAFT				*		1	
47		40009260		TRIPPING LEVER HINGE PIN ASM.				*		1	
48		40009261		TRIPPING LEVER HINGE PIN				*		1	
49		RC1021011KP		RETAINING RING 10.2				*		1	

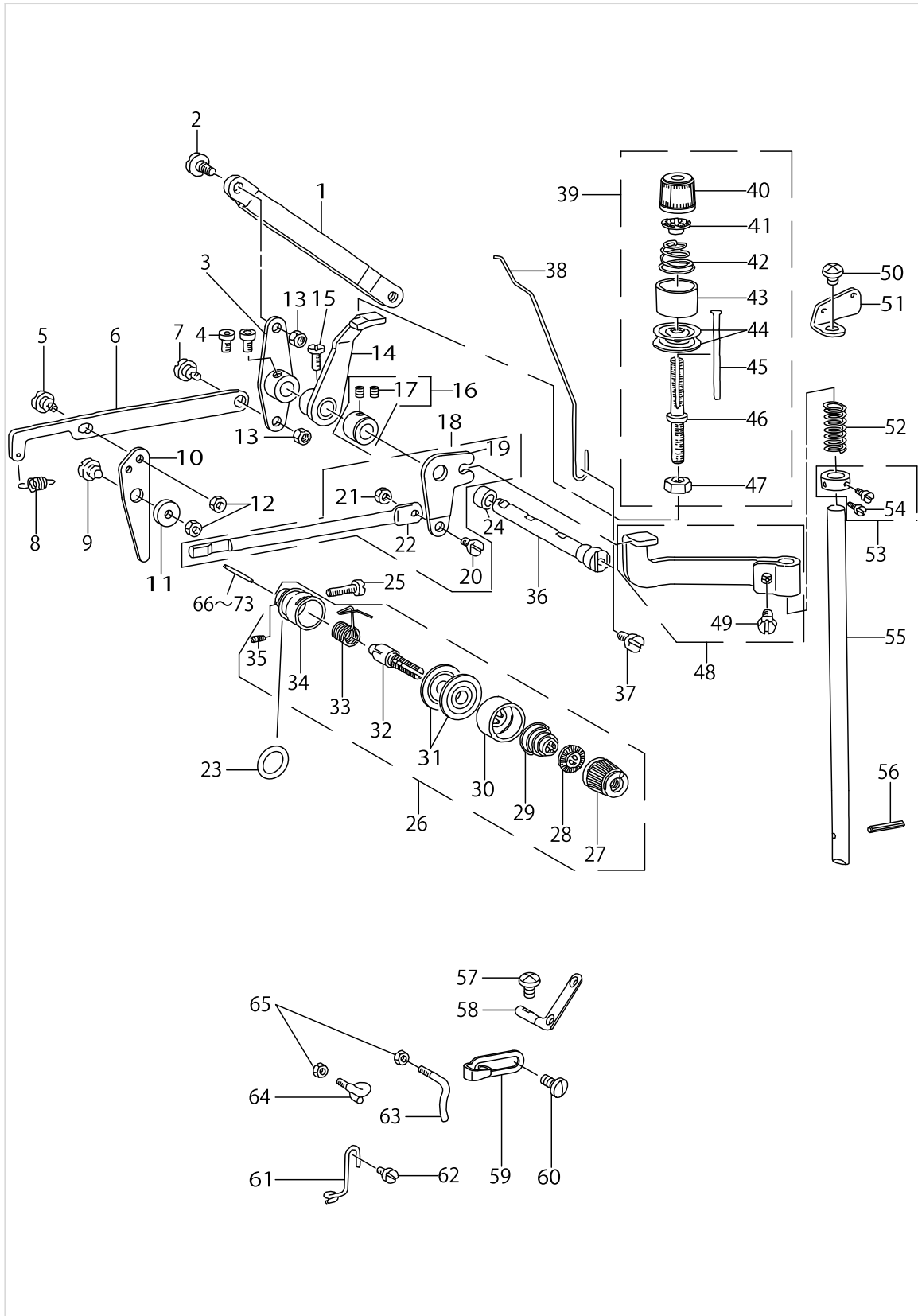
THREAD TENSION COMPONENTS



THREAD TENSION COMPONENTS

No.	Supply Code	Parts No.	Replacement	Parts name	Remarks	Choice	Step	Level	Cons	Qty	Rep. QTY
1		40009325		TENSION RELEASE LINK						1	
2		SD0640391TP		HINGE SCREW D= 6.35 H= 3.9						1	
3		B3152781000		TENSION RELEASE LEVER						1	
4		SS6660712TP		SCREW 1/4-40 L= 7.0						2	
5		SD0640241SP		HINGE SCREW D= 6.35 H= 2.4						1	
6		40009165		BLOCKING LINK						1	
7		SD0640391TP		HINGE SCREW D= 6.35 H= 3.9						1	
8		B2056781000		BLOCKING ARM SPRING						1	
9		SD0790311TP		HINGE SCREW D= 7.94 H= 3.1						1	
10		40008611		BLOCKING ARM						1	
11		40008609		BLOCKING ARM BRACKET						1	
12		NS6110310SP		NUT 11/64-40						2	
13		NS6120310SP		NUT 3/16-28						1	
14		B3116771000		TENSION RELEASE LEVER						1	
15		SS7621040SP		SCREW 3/16-32 L=9.5						1	
16		CS079101DSH		THRUST COLLAR A-SM. D=7.94 W=10						1	
17		SS8110520TP		SCREW 11/64-40 L= 4.5				*		2	
18		40009327		TENSION RELEASE LEVER CRANK ASM.						1	
19		40009328		TENSION RELEASE CRANK NO.2				*		1	
20		SD0500301SP		HINGE SCREW D= 5 H= 3				*		1	
21		NS6090310SP		NUT 9/64-40				*		1	
22		40009329		TENSION RELEASE ROD				*		1	
23		RO095200100		RUBBER RING						1	
24		B310777100B		TENSION RELEASE LEVER COLLAR NO.2						1	
25		SS6111610SP		SCREW 11/64-40 L=16						1	
26		B31107710A0		TENSION CONTROLLER NO.2 ASM.						1	
27		11956703		THREAD TENSION KNOB, RED				*		1	
28		B3112704000		TENSION SPRING BUSHING				*		1	
29		B3101804000		TENSION SPRING, RED				*		1	
30		B3107804000		THREAD TENSION DISK PRESSER				*		1	
31	R	B3126012000	22921506	THREAD TENSION DISK				*		2	1.00
32		B3111761000		TENSION POST NO.3				*		1	
33		B3112761000		THREAD TAKE-UP SPRING				*		1	
34		B3110771000		TENSION POST SOCKET				*		1	
35		SS8090670SP		SCREW 9/64-40 L=5.5				*		1	
36		B3106771000		TENSION RELEASE LEVER SHAFT						1	
37		SS7110840SP		SCREW 11/64-40 L=7.8						1	
38		B3120771000		THREAD PULLING WIRE						1	
39	R	B31037710A0	40058348	TENSION CONTROL- LER NO. 1 ASM.						1	1.00
40		11956703		THREAD TENSION KNOB, RED				*		1	
41		B3112704000		TENSION SPRING BUSHING				*		1	
42		B2017372000		TENSION SPRING NO.1				*		1	
43		B3107804000		THREAD TENSION DISK PRESSER				*		1	
44	R	B3126012000	22921506	THREAD TENSION DISK				*		2	1.00
45	R	B3103761000	40009335	TENSION RELEASE PIN NO.2				*		1	1.00

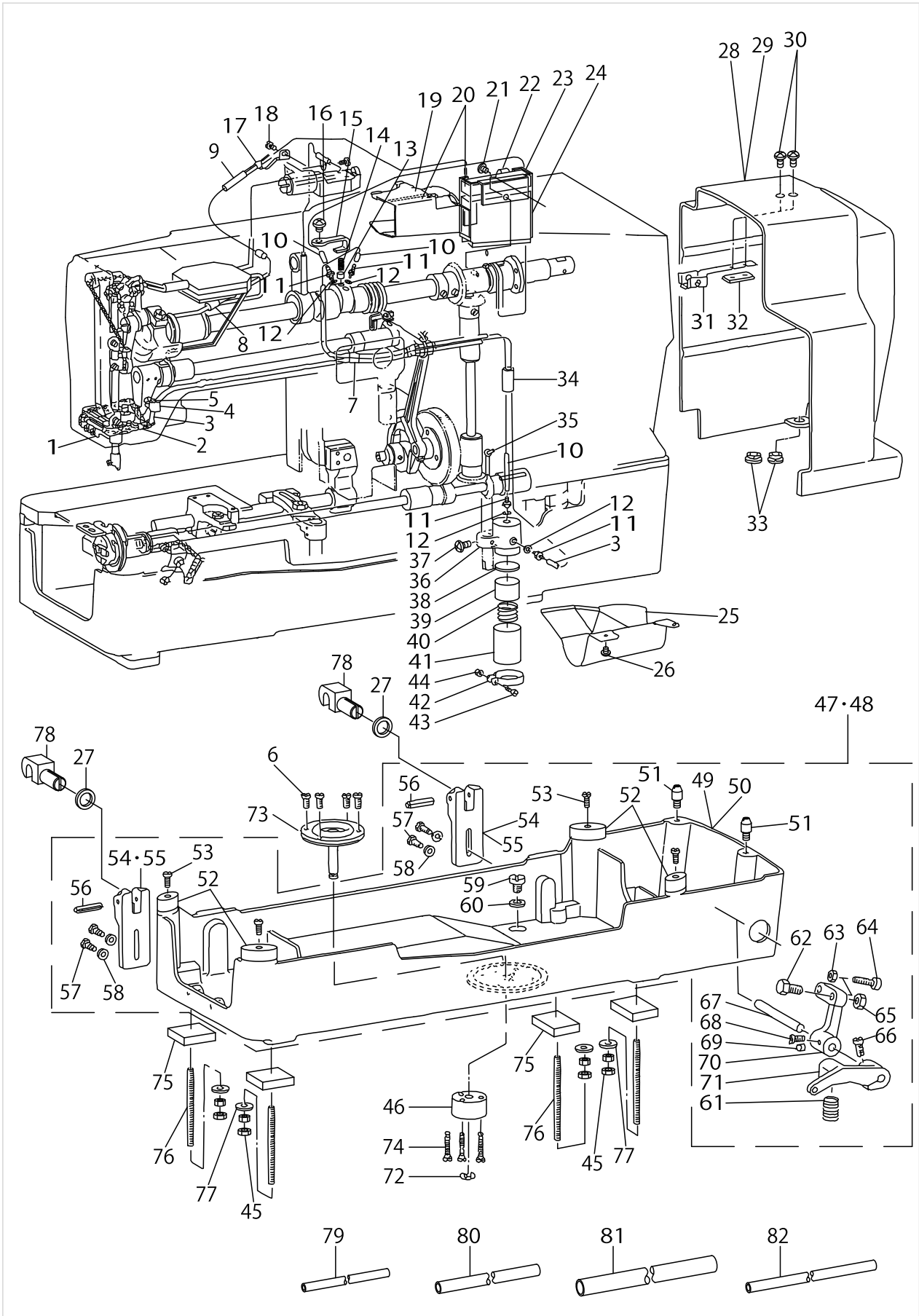
THREAD TENSION COMPONENTS



THREAD TENSION COMPONENTS

No.	Supply Code	Parts No.	Replacement	Parts name	Remarks	Choice	Step	Level	Cons	Qty	Rep. QTY
46		B2019372000		TENSION POST NO.2				*		1	
47		NS6160520SP		NUT 1/4-24				*		1	
48		B31027710A0		TENSION RELEASE ARM ASM.						1	
49		SS9660940TP		SCREW 1/4-40 L=8.5				*		1	
50		SS4150715SP		SCREW 15/64-28 L=7						1	
51	R	B1111232000	26211904	THREAD GUIDE PLATE						1	1.00
52		B3117771000		SPRING						1	
53		CS0790720TH		THRUST COLLAR ASM.						1	
54		SS7090720TP		SCREW 9/64-40 L=6.8				*		2	
55		40009339		TENSION RELEASE ROD						1	
56		PS0300182KF		SPRING PIN 3X18						1	
57		SS4110715SP		SCREW 11/64-40 L=7						1	
58		22920706		TWO EYELET						1	
59		40009037		TAKE-UP THREAD GUIDE						1	
60		SS7090710SP		SCREW 9/64-40 L=6.8						1	
61	R	40009340	B3115761000	NEEDLE BAR THREAD GUIDE						1	1.00
62		SS7110840SP		SCREW 11/64-40 L=7.8						1	
63		B3118771000		TENSION THREAD GUIDE, NO.2						1	
64		B3114771000		THREAD GUIDE						1	
65		NS6090310SP		NUT 9/64-40						2	
66		B3118552D00		TENSION RELEASE PIN, NO.2	SELECTIVE PARTS					1	
67		B3118552A00		TENSION RELEASE PIN A	SELECTIVE PARTS					1	
68		B3118552B00		TENSION RELEASE PIN B	SELECTIVE PARTS					1	
69		B3118552C00		TENSION RELEASE PIN C	SELECTIVE PARTS					1	
70		22920904		TENSION RELEASE PIN	SELECTIVE PARTS					1	
71		B3118552F00		TENSION RELEASING PIN	SELECTIVE PARTS					1	
72		B3118552G00		TENSION RELEASE PIN	SELECTIVE PARTS					1	
73		B3118552H00		THREAD RELEASE PIN	SELECTIVE PARTS					1	

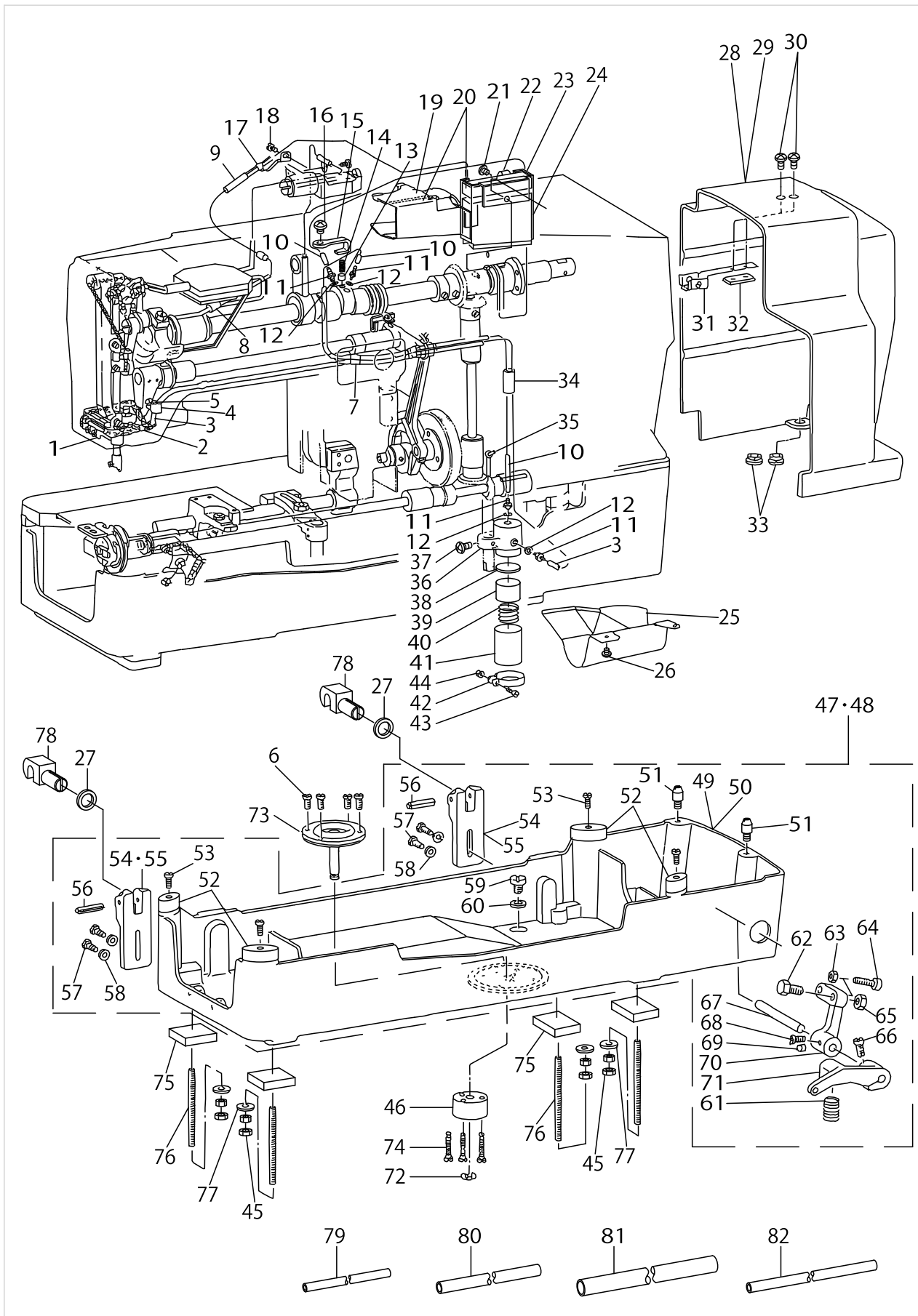
LUBRICATION MECHANISM COMPONENTS



LUBRICATION MECHANISM COMPONENTS

No.	Supply Code	Parts No.	Replacement	Parts name	Remarks	Choice	Step	Level	Cons	Qty	Rep. QTY
1		40009374		OIL FELT HOLDER						1	
2		B3549771000		OIL RETURN FELT (A)						1	
3		B3568771000		OIL RETURN TUBE						1	
4		B3571771000		PIPE HOLDER						1	
5		SS7110710SP		SCREW 11/64-40 L=7						1	
6		SS7110910TP		SCREW 11/64-40 L= 8.5	ACCESSO- RY PARTS					4	
7		40009369		PIPE GUIDE (A)						1	
8		BP600000000		VINYL PIPE						.1	
9		BP500000000		VINYL PIPE						.05	
10		BP300000000		VINYL PIPE						.55	
11		SQ1110402MZ		CONNECTING SCREW						4	
12		B3534012000		GASKET						4	
13		B3534155000		PLUNGER						1	
14		B1214038000		PLUNGER SPRING						1	
15		40009361		THRUST PLATE						1	
16		SS4150715SP		SCREW 15/64-28 L=7						1	
17		40009373		OIL FELT GUIDE						1	
18		SS7110710SP		SCREW 11/64-40 L=7						1	
19		B3560771000		OIL FELT						1	
20		B11357710A0		OIL PAN ASM.						1	
21		SS4110515SP		SCREW 11/64-40 L=5						1	
22		B3561771000		OIL UNWOVEN CLOTH						1	
23		B1148771000		OIL FELT						1	
24		B1147771000		OIL FELT						1	
25		B3563771000A		OIL SHIELD						1	
26		SS4110515SP		SCREW 11/64-40 L=5						2	
27		B1124771000		CUSHION						2	
28	R	B1154781000	B115478100A	BELT GUARD						1	1.00
29		B115478100A		BELT GUARD	FOR URBAN WHITE					1	
30		SS4110815SP		SCREW 11/64-40 L=8						2	
31		40009001		PLATE SPRING						1	
32		40009003		SET NUT						1	
33		B1156781000		RUBBER BUSHING						2	
34		BP800000000		VINYL TUBE, WHITE D=8						.1	
35		CQ303000000		OIL WICK						.1	
36		40009360		OIL PUMP BASE						1	
37		SS4110815SP		SCREW 11/64-40 L=8						1	
38		B3570771000		FILTER						1	
39		B3546771000		OIL FELT						1	
40		40009375		SPRING						1	
41		40009366		FILTER SCREEN						1	
42		40009379		BUSHING HOLDER						1	
43	R	SS7090910SP	SS7090910TP	SCREW 9/64-40 L=8.5						1	1.00
44		NS6090310SP		NUT 9/64-40						1	
45		NS6150310SP		NUT 15/64-28						8	

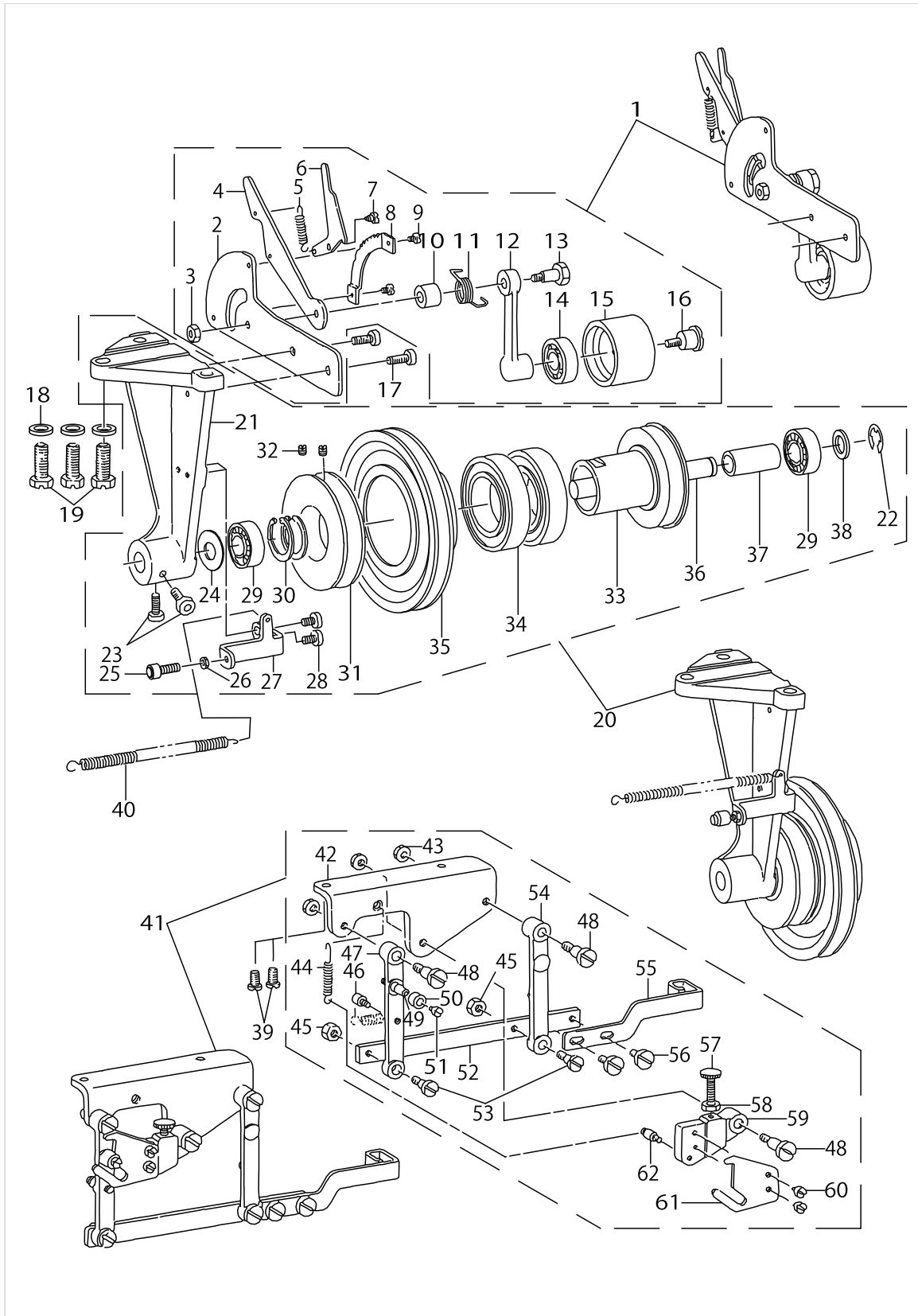
LUBRICATION MECHANISM COMPONENTS



LUBRICATION MECHANISM COMPONENTS

No.	Supply Code	Parts No.	Replacement	Parts name	Remarks	Choice	Step	Level	Cons	Qty	Rep. QTY
46		40008994		DRIVING PIN BASE	ACCESSO- RY PARTS					1	
47	D	B11517810A0A		MACHINE BASE ASM.						1	
48	D	B11517810AAA		MACHINE BASE ASM.	FOR URBAN WHITE					1	
49		B1151781000A		MACHINE BASE				*		1	
50	R	B115178100A	B11517810WAA	HEAD BASE	FOR URBAN WHITE			*		1	1.00
51		40008996		GUIDE PIN				*		2	
52		40009035		RUBBER CUSHION				*		4	
53	R	SS7111120SP	SS7111120TP	SCREW 11/64-40 L=10.5				*		4	1.00
54		B1122761000		HINGE HOLDER				*		2	
55		26109207		HINGE HOLDER	FOR URBAN WHITE			*		2	
56		B1120761000		PIN				*		2	
57		SM6062002TP		SCREW M6 L=20				*		4	
58		WP0621016SD		WASHER 6.2X13X1				*		4	
59		SS6741010SP		SCREW 3/8-28 L=10				*		2	
60		B8219125000		OIL DRAIN CAP GASKET				*		2	
61		40009244		STARTING LEVER P- RESSURE SPRING				*		1	
62		SM9082003CP		SCREW M8 L=20				*		1	
63		NS6150310SP		NUT 15/64-28				*		1	
64		40009235		STOP SCREW ASM.				*		1	
65		NM6080721SE		NUT M8				*		1	
66		SS7151210SP		SCREW 15/64-28L=12				*		1	
67		40009231		STARTING LINK SHAFT				*		1	
68		SS9150860SP		SCREW 15/64-28 L=8				*		1	
69	R	SS8150710SP	SS8150710TP	SCREW 15/64-28 L=7				*		1	1.00
70		26107409		STARTING LINK				*		1	
71	R	B2655781000	B26557810A0	STARTING LEVER				*		1	1.00
72		RE0600000K0		E-RING 6	ACCESSO- RY PARTS					1	
73		B71607810A0		SHIFTER DRIVING PIN	ACCESSO- RY PARTS					1	
74		SS7112420SP		SCREW 11/64-40L=24	ACCESSO- RY PARTS					3	
75		B1133761000		MACHINE BASE FELT PAD						4	
76		B1153771000		MACHINE BASE SCREW STUD						4	
77		WP0612056SD		WASHER 6.1X18.5X2						4	
78		B8213012000		BED HINGE CONNECTION						2	
79		BP300000000		VINYL PIPE						.13	
80		BP500000000		VINYL PIPE						.05	
81		BP800000000		VINYL TUBE, WHITE D=8						.1	
82		BP400000000		VINYL TUBE, WHITE D=4						.03	

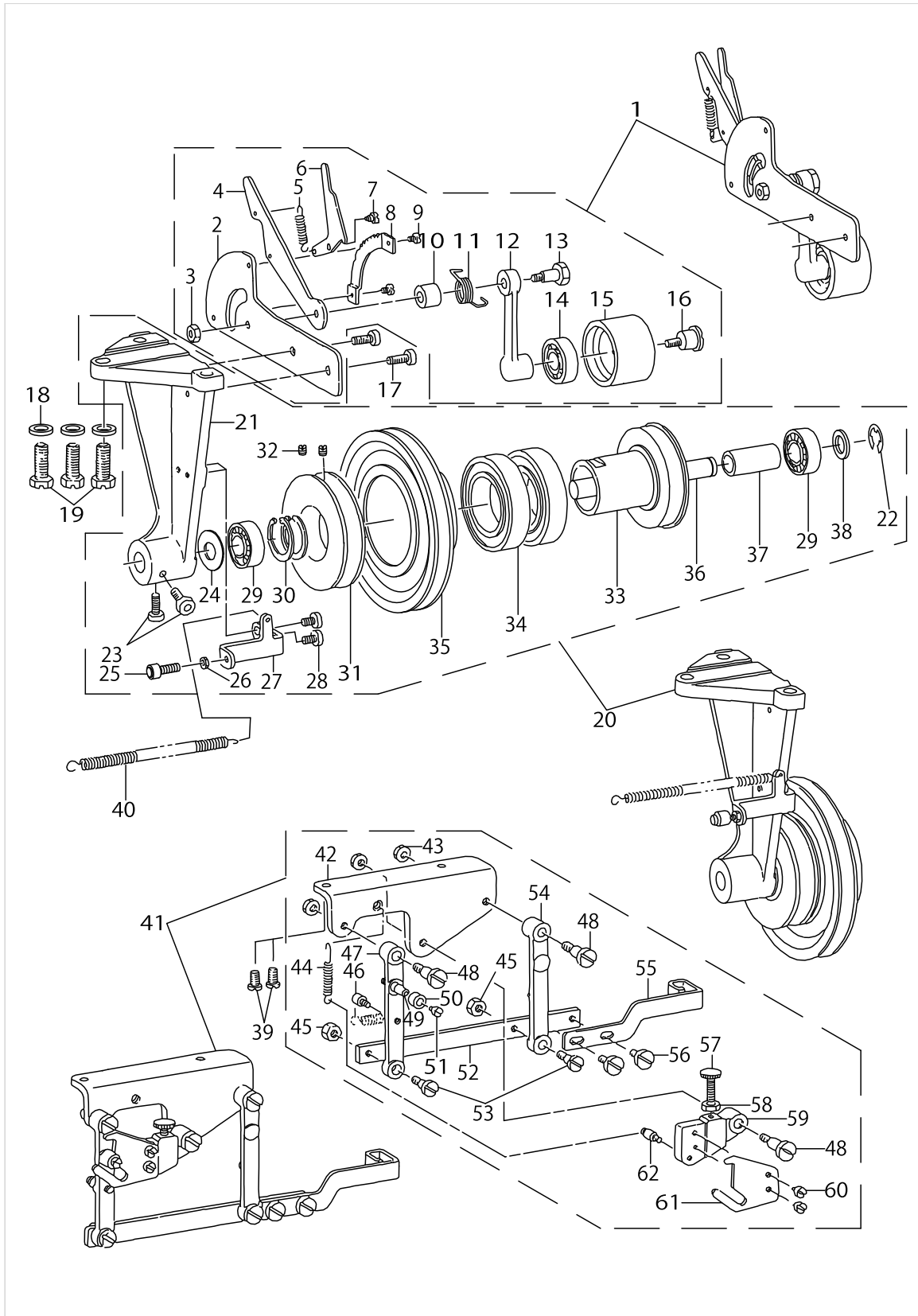
SPEED TRANSMITTER COMPONENTS



SPEED TRANSMITTER COMPONENTS

No.	Supply Code	Parts No.	Replacement	Parts name	Remarks	Choice	Step	Level	Cons	Qty	Rep. QTY
1		B71807810A0		TENSION PULLEY ASM.						1	
2		40009388		TENSION PULLEY BRACKET				*		1	
3		NS6150430SP		NUT 15/64-28				*		1	
4		40009392		TENSION LEVER				*		1	
5	R	B4419372000	26033407	NIPPER BAR ACTU- ATING LEVERS SPRING				*		1	1.00
6		40009393		FIXING PAWL				*		1	
7		SD0450211SP		HINGE SCREW D= 4.50 H= 2.1				*		1	
8		B7186781000		RATCHET				*		1	
9		SS7110710SP		SCREW 11/64-40 L=7				*		2	
10		40009395		LEVER COLLAR				*		1	
11		40009391		TENSION SPRING				*		1	
12		40009390		TENSION PULLEY LINK				*		1	
13		SD0902501SP		HINGE SCREW D=9 H=25				*		1	
14		SB115000200		BEARING				*		1	
15		40009389		TENSION PULLEY				*		1	
16		SD1501101SP		HINGE SCREW D=14.5 H=11				*		1	
17		SM6061202TP		SCREW M6 L=12						2	
18		WP0651056SH		WASHER 6.5X11X1	ACCESSO- RY PARTS					3	
19		SS9152130CP		SCREW 15/64-28 L=20.5	ACCESSO- RY PARTS					3	
20		B71517810A0B		SPEED TRANSMITTER ASM.						1	
21	D	B7151781000A		SPEED TRANSMITTER BRACKET				*		1	
22		RE1200000K0		E-RING 12				*		1	
23		SM6061202TP		SCREW M6 L=12				*		2	
24		B122177100A		HIGH SPEED WASH- ER FOR BEARING				*		1	
25		40009235		STOP SCREW ASM.				*		1	
26		NS6150310SP		NUT 15/64-28				*		1	
27		B7158781000		SHIFTER STOPPER BRACKET				*		1	
28		SM6061202TP		SCREW M6 L=12				*		2	
29		SB115000200		BEARING				*		2	
30		RC3500002KP		RETAINING RING 35				*		2	
31		B7155781000		ACCELERATING PULLEY				*		1	
32	R	SS8150710SP	SS8150710TP	SCREW 15/64-28 L=7				*		2	1.00
33		B7154781000		HIGH-SPEED PULLEY				*		1	
34		SB145000400		BEARING				*		2	
35		B7156781000A		LOW-SPEED PULLEY				*		1	
36		B7152781000A		SPEED TRANSMITTER SHAFT				*		1	
37		B7153781000		SLEEVE				*		1	
38		WP1502500SC		WASHER 15X24X2.5				*		1	
39		SS7151210SP		SCREW 15/64-28 L=12	ACCESSO- RY PARTS					2	
40		B7159781000		SHIFTER TENSION SPRING	ACCESSO- RY PARTS					1	
41		26101253		SHIFTER BASE ASM.						1	
42		26101204		SHIFTER BASE				*		1	
43		NS6150310SP		NUT 15/64-28				*		3	
44		26102004		SHIFTER CAM SPRING				*		1	

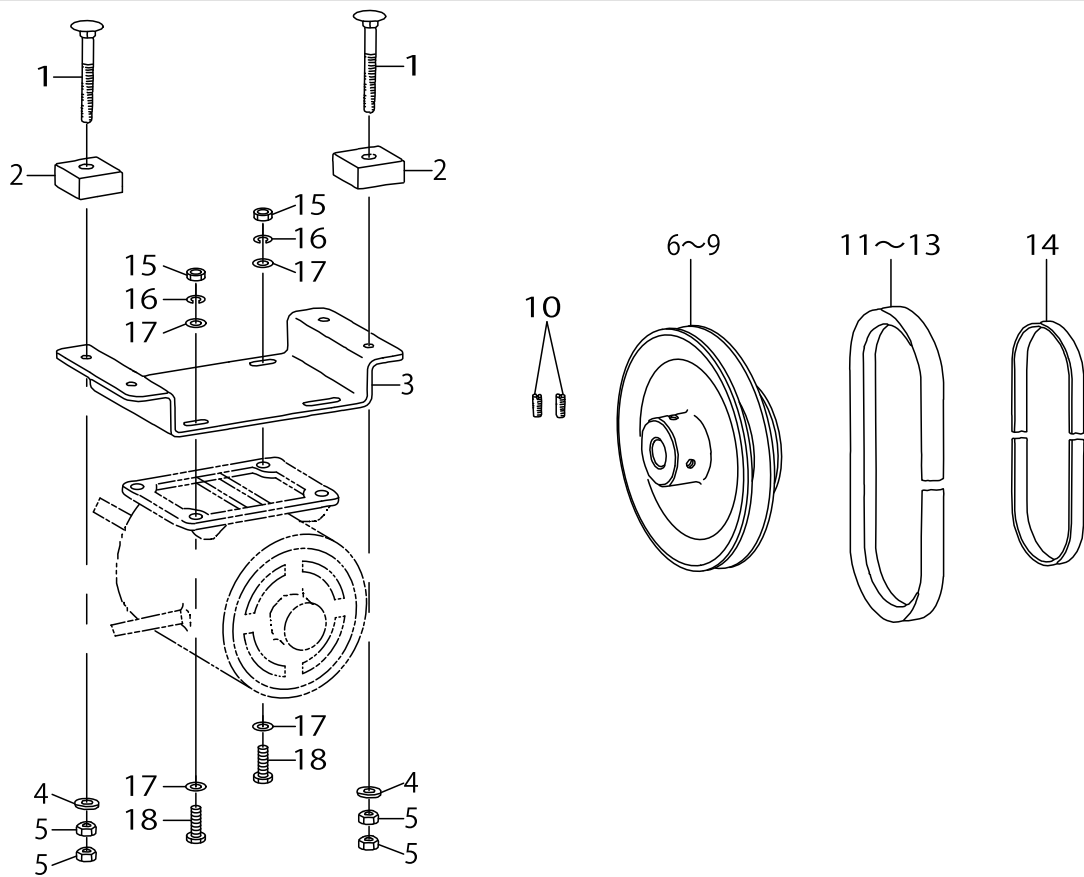
SPEED TRANSMITTER COMPONENTS



SPEED TRANSMITTER COMPONENTS

No.	Supply Code	Parts No.	Replacement	Parts name	Remarks	Choice	Step	Level	Cons	Qty	Rep. QTY
45		NS6160520SP		NUT 1/4-24				*		2	
46	R	26102202	26212308	SHIFTER TENSION SPRING				*		1	1.00
47		26101402		SHIFTER DRIVING ARM				*		1	
48		26102509		SHIFTER DRIVING ARM SCREW				*		3	
49		26102103		SHIFTER CAM ROLLER STUD				*		1	
50		26102301		SHIFTER CAM ROLLER				*		1	
51		SS6080610TP		SCREW 1/8-44 L=6				*		1	
52		26101600		SHIFTER INSTALLING PLATE				*		1	
53	R	SD0790802SP	SD0790802TP	HINGE SCREW D= 7.94 H= 8.0				*		2	1.00
54		26101501		SHIFTER HOLDING ARM				*		1	
55		26101709		SPEED TRANSMITTER SHIFTER				*		1	
56		SS7161040SP		SCREW 1/4-24 L= 9.5				*		2	
57		26101303		SHIFTER PIN				*		1	
58		NS6150430SP		NUT 15/64-28				*		1	
59		26101808		SHIFTER CAM INSTALLING BASE				*		1	
60	R	SS7110910SP	SS7110910TP	SCREW 11/64-40 L=8.5				*		2	1.00
61		26101907		SHIFTER CAM				*		1	
62		26102400		SHIFTER CAM SUSPENSION				*		1	

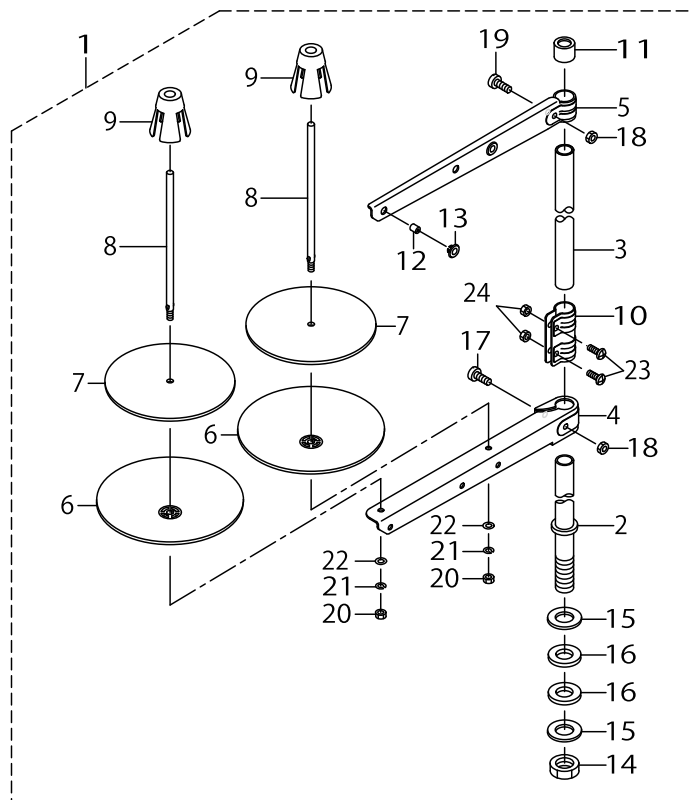
MOTOR PULLEY COMPONENTS



MOTOR PULLEY COMPONENTS

No.	Supply Code	Parts No.	Replacement	Parts name	Remarks	Choice	Step	Level	Cons	Qty	Rep. QTY
1		MTJMS000000		MOUNTING BOLT 5/16-18 L=70						4	
2		B7109771000		SPACER						4	
3		40009401		MOTOR BASE PLATE						1	
4		WP0850002SC		WASHER 8.5X18X1.6						4	
5		NS6200520SP		HEXAGONAL NUT 5/16-18						8	
6		40009397		MOTOR PULLEY FO- R 50HZ 3000SPM	SPECIAL ORDER PARTS					1	
7		40009398		MOTOR PULLEY FO- R 60HZ 3000SPM	SPECIAL ORDER PARTS					1	
8		40009415		MOTOR PULLEY FO- R 50HZ 3300SPM	SPECIAL ORDER PARTS					1	
9		B7257781000A		MOTOR PULLEY FO- R 60HZ 3300SPM	SPECIAL ORDER PARTS					1	
10	R	SS8150710SP	SS8150710TP	SCREW 15/64-28 L=7						2	1.00
11		MTJVM004200		V-BELT 42INCH	SPECIAL ORDER PARTS					1	
12		MTJVM004300		V-BELT 43INCH	SPECIAL ORDER PARTS					1	
13		MTJVM004400		V-BELT 44INCH	SPECIAL ORDER PARTS					1	
14		B7252781000		BELT						1	
15		NM6060001SE		NUT M6X1 TYPE1						4	
16		WS0621210KR		SPRING WASHER 6.2X11.4X1.2						4	
17		WP0621016SD		WASHER 6.2X13X1						8	
18	D	SM9062503SB		SCREW M6 L=25						4	

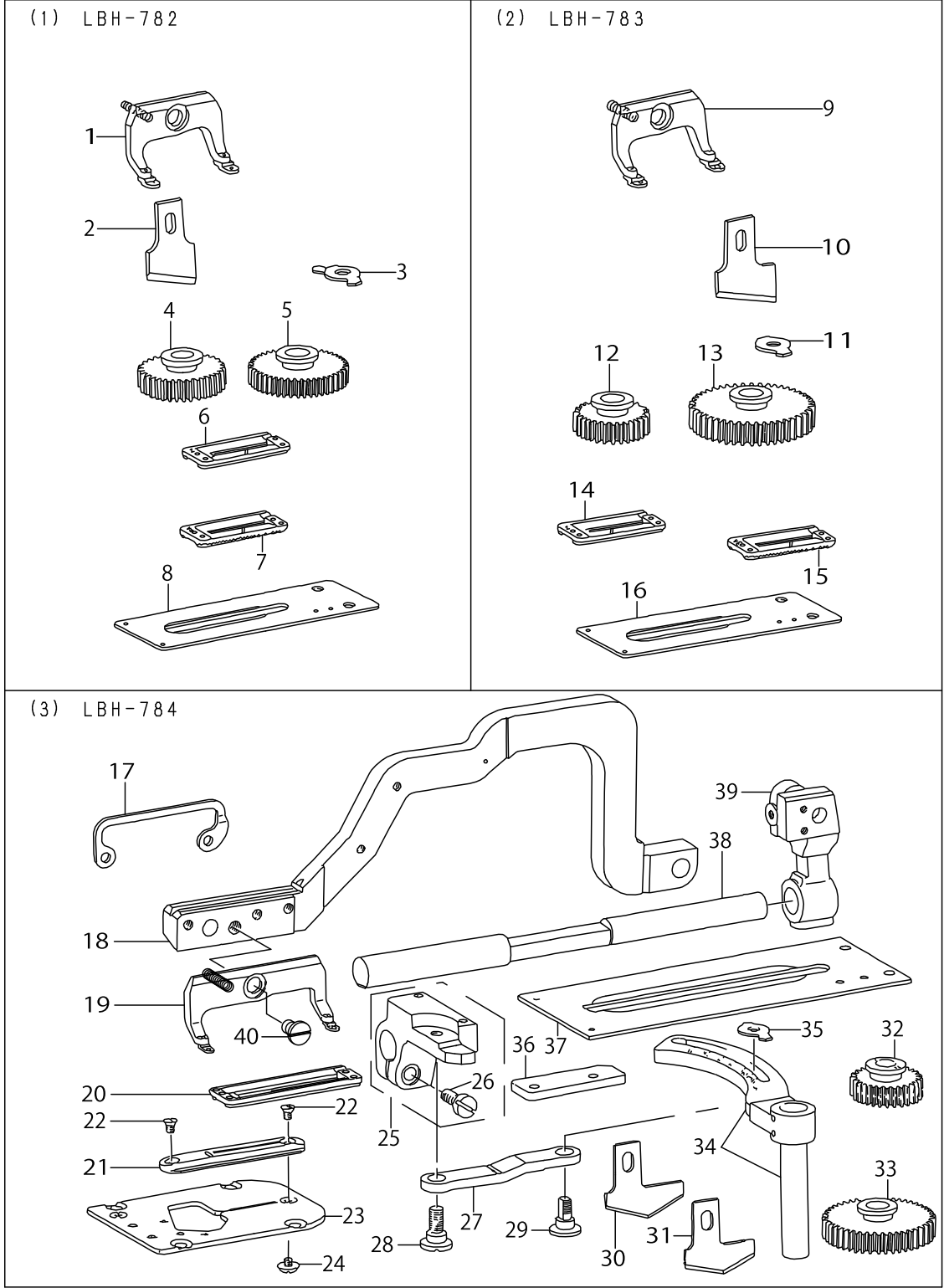
THREAD STAND COMPONENTS



THREAD STAND COMPONENTS

No.	Supply Code	Parts No.	Replacement	Parts name	Remarks	Choice	Step	Level	Cons	Qty	Rep. QTY
1		40096354		THREAD STAND ASM.						1	
2		40085784		SPOOL REST ROD LOWER				*		1	
3		40085785		SPOOL REST ROD UPPER				*		1	
4		40085786		SPOOL REST ARM LOWER				*		1	
5		40085787		SPOOL REST ARM UPPER				*		1	
6		40085788		SPOOL REST				*		2	
7		40085789		SPOOL REST CUSHION				*		2	
8		40085790		SPOOL PIN				*		2	
9		40085791		SPOOL RETAINER				*		2	
10		40085792		SPOOL REST ROD JOINT				*		1	
11		40085793		SPOOL REST ROD RUBBER CAP				*		1	
12		40085794		THREAD GUIDE				*		2	
13		40085795		THREAD GUIDE BUSHING				*		2	
14		40096325		SPOOL REST ROD NUT				*		1	
15		WP1612616SE		WASHER 16X30X2.6				*		2	
16		40085796		SPOOL REST ROD RUBBER CUSHION				*		2	
17		40096326		SPOOL REST ARM LOWER SCREW				*		1	
18		NM6050001SE		NUT M5				*		2	
19	R	40096327	SM4053001SE	SPOOL REST ARM UPPER SCREW				*		1	1.00
20		NM6050001SE		NUT M5				*		2	
21		WS0510002KN		SPRING WASHER M5				*		2	
22		WP0531001SC		WASHER M5				*		2	
23		SM4051405SE		SCREW M5 L=14				*		2	
24		NM6050001SE		NUT M5				*		2	

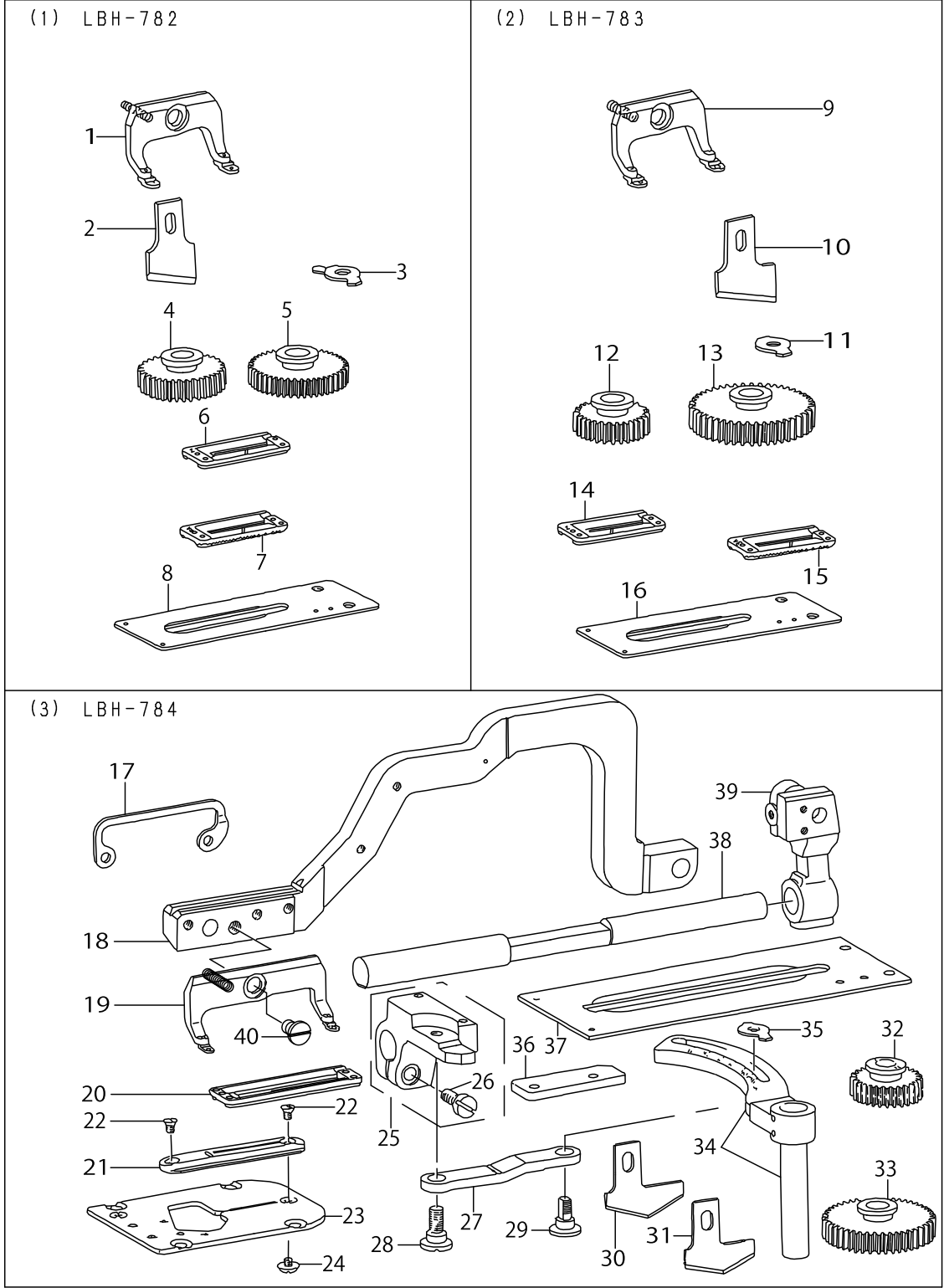
EXCLUSIVE PARTS FOR LBH-782, LBH-783, LBH-784



EXCLUSIVE PARTS FOR LBH-782, LBH-783, LBH-784

No.	Supply Code	Parts No.	Replacement	Parts name	Remarks	Choice	Step	Level	Cons	Qty	Rep. QTY
1		B15117720B0		WORK CLAMP CHECK HOLDER ASM.						1	
2		B2702047Q00A		KNIFE 1						1	
3		B1608772000		LENGTH REGULATING SHAFT GUIDE						1	
4		B2930761000		SPUR GEAR (100)						1	
5		B2931761000		SPUR GEAR (190)						1	
6		B1552782000		WORK CLAMP CHECK, 2						1	
7	D	B1508772A00		WORK CLAMP CHECK (2A)	SPECIAL ORDER PARTS FOR LIGHT WEIGHT KNIT MATERIALS. (PLEASE USE THE WORK CLAMP CHECK AND THE WORK CLAMP CARRIER TOGETHER AS A PAIR.)					1	
8		B1613771A00A		WORK CLAMP CARRIER	SPECIAL ORDER PARTS FOR LIGHT WEIGHT KNIT MATERIALS. (PLEASE USE THE WORK CLAMP CHECK AND THE WORK CLAMP CARRIER TOGETHER AS A PAIR.)					1	
9		B15117730B0		WORK CLAMP CHECK HOLDER ASM.						1	
10		B2702047S00A		KNIFE 1-1/4						1	
11		B1608761000		LENGTH REGULATING SHAFT GUIDE						1	
12		B2948761000		SPUR GEAR (88)						1	
13		B2949761000		SPUR GEAR (212)						1	
14		B1552783000		WORK CLAMP CHECK, 3						1	
15	D	B1508773A00		WORK CLAMP CHECK (3A)	SPECIAL ORDER PARTS FOR LIGHT WEIGHT KNIT MATERIALS. (PLEASE USE THE WORK CLAMP CHECK AND THE WORK CLAMP CARRIER TOGETHER AS A PAIR.)					1	

EXCLUSIVE PARTS FOR LBH-782, LBH-783, LBH-784

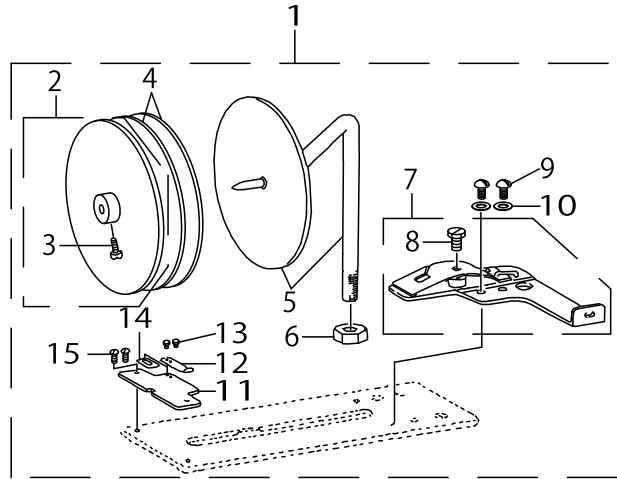


EXCLUSIVE PARTS FOR LBH-782, LBH-783, LBH-784

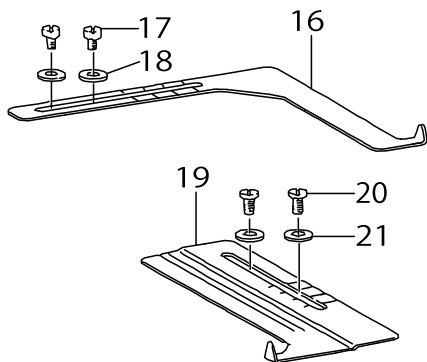
No.	Supply Code	Parts No.	Replacement	Parts name	Remarks	Choice	Step	Level	Cons	Qty	Rep. QTY
16		B1613771A00A		WORK CLAMP CARRIER	SPECIAL ORDER PARTS FOR LIGHT WEIGHT KNIT MATERIALS. (PLEASE USE THE WORK CLAMP CHECK AND THE WORK CLAMP CARRIER TOGETHER AS A PAIR.)					1	
17		B1513774000		WORK CLAMP BRACKET						1	
18		B1551784000A		WORK CLAMP ARM (4)						1	
19		B15117740A0		WORK CLAMP CHECK HOLDER ASM.						1	
20		B1552784000		WORK CLAMP CHECK						1	
21		B2402774000		THROAT PLATE						1	
22		SS2090530SP		SCREW 9/64-40 L=4.8						2	
23		B24017740A0		THROAT PLATE BASE ASM.						1	
24		SS5090320SP		SCREW 9/64-40 L=3.2						1	
25		B16117740A0		WORK CLAMP ARM BRACKET ASM.						1	
26		SS6151440SP		SCREW 15/64-28 L=14				*		1	
27		B1606774000		WORK CLAMP CARRIER PITMAN						1	
28		SD0870401SP		HINGE SCREW D= 8.73 H= 4						1	
29		B1605774000		FEED ADJUSTING SHAFT						1	
30		B274577400BA		KNIFE 1-1/2						1	
31		B274577400AA		KNIFE 1-3/8						1	
32		B2944761000		SPUR GEAR (74)						1	
33		B2945761000		SPUR GEAR 252						1	
34		B16037740A0		LENGTH REGULATING ARM ASM.						1	
35		B1608774000		LENGTH REGULATING SHAFT GUIDE						1	
36		B1612774000		WORK CLAMP ARM BRACKET GUIDE						1	
37		40009447		WORK CLAMP CARRIER(4)						1	
38		B1609774000		WORK CLAMP ARM SLIDE ROD						1	
39		B1516774000		WORK CLAMP ARM BEARING BRACKET						1	
40		SD0790203SP		HINGE SCREW D=7.94 H=2						1	

SPECIAL ORDER PARTS

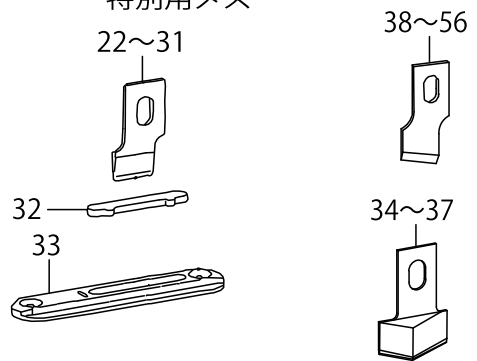
(1) TAPE REEL COMPONENTS
テープ装置関係



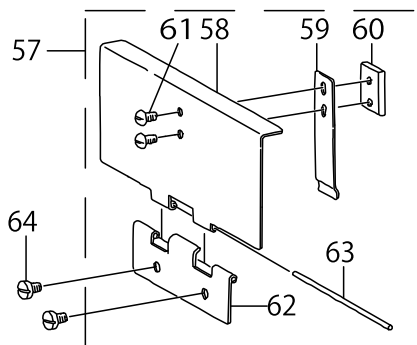
(2) BUTTON-HOLING MEASURING GAUGES
ボタン穴間隔ゲージ



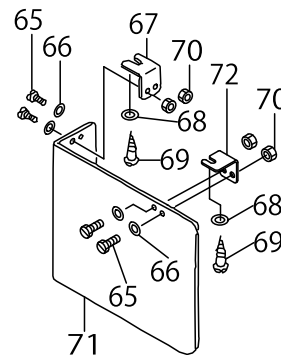
(3) KNIFE FOR SPECIAL
特別用メス



(4) HOOK OIL SHIELD COMPONENTS
釜カバー関係



(5) COVER COMPONENTS
カバー関係

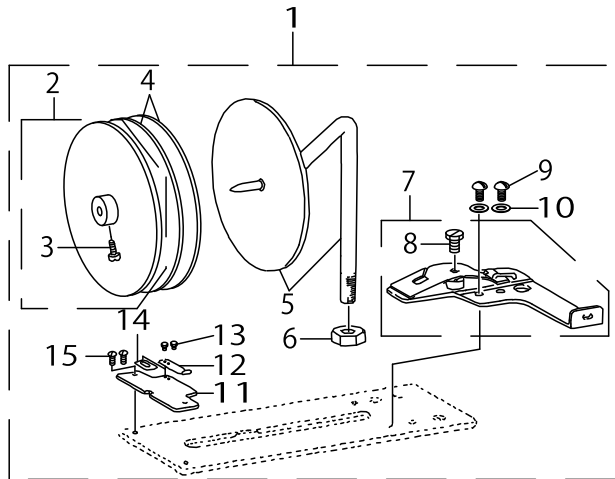


SPECIAL ORDER PARTS

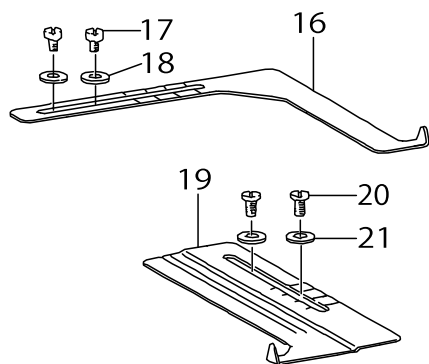
No.	Supply Code	Parts No.	Replacement	Parts name	Remarks	Choice	Step	Level	Cons	Qty	Rep. QTY
1		B92017610A0		REINFORCING TAPE ATTACHMENT ASM.						1	
2		B92040470A0		TAPE ATTACHMENT SUPPORT PLATE ASM.				*		1	
3		SS4090810SP		SCREW 9/64-40 L=8				*		1	
4		B9205047000		ADJUSTING FELT				*		2	
5		B92017610B0		REINFORCING TAPE ATTACHMENT ASM.				*		1	
6		NS6700540SP		NUT 5/16-24				*		1	
7		B92027610A0		TAPE GUIDE PLATE ASM.				*		1	
8		SS5110740TP		SCREW 11/64-40 L= 6.5				*		1	
9		SS7090510SP		SCREW 9/64-40 L=4.6				*		2	
10		WP0450000SD		WASHER 4.5X8X0.5				*		2	
11		B9206761000		TAPE RETAINER				*		1	
12		B9207761000		TAPE RETAINER SPRING				*		1	
13		SS6060210SP		SCREW 3/32-56 L=1.9				*		2	
14		B9205761000		SPACER FOR TAPE RETAINER				*		1	
15		SS5060410SP		SCREW 3/32-56 L=3.5				*		2	
16		B9402771000		MEASURING GAUGE, CROSSWISE						1	
17		SS6110610TP		SCREW 11/64-40 L=6						2	
18		WP0501016SD		WASHER 5X10.5X1						2	
19		B9401761000		DISTANCE MEASURING GAUGE						1	
20		SS7110840SP		SCREW 11/64-40 L=7.8						2	
21		WP0501016SD		WASHER 5X10.5X1						2	
22		B2745771F00		KNIFE 1/4"(FLUOROCARBON)	FOR FLUOROCARBON					1	
23		B2745771K00		KNIFE 3/8"(FLUOROCARBON)	FOR FLUOROCARBON					1	
24		B2745771L00		KNIFE 1/2	FOR FLUOROCARBON					1	
25		B2745771M00		KNIFE 5/8	FOR FLUOROCARBON					1	
26		B2745771N00		KNIFE 3/4	FOR FLUOROCARBON					1	
27		B2745771P00		KNIFE 7/8"(FLUOROCARBON)	FOR FLUOROCARBON					1	
28		B2745771Q00		KNIFE 1	FOR FLUOROCARBON					1	
29		B2745771R00		KNIFE 1-1/8"(FLUOROCARBON)	FOR FLUOROCARBON					1	
30		B2745771S00		KNIFE 1-1/4	FOR FLUOROCARBON					1	
31		B2745771H00		KNIFE 9/16" (FLUOROCARBON)	FOR FLUOROCARBON					1	
32		B2746771000		KNIFE GUARD						1	
33		B240277100B		THROAT PLATE (FLUOROCARBON)						1	
34		B2745771P0B		KNIFE 7/8	FOR HEAVY WEIGHT MATERIALS					1	
35		B2745771Q0B		KNIFE 1	FOR HEAVY WEIGHT MATERIALS					1	
36		B2745771R0B		KNIFE 1-1/8	FOR HEAVY WEIGHT MATERIALS					1	
37		B2745771S0B		KNIFE 1-1/4	FOR HEAVY WEIGHT MATERIALS					1	

SPECIAL ORDER PARTS

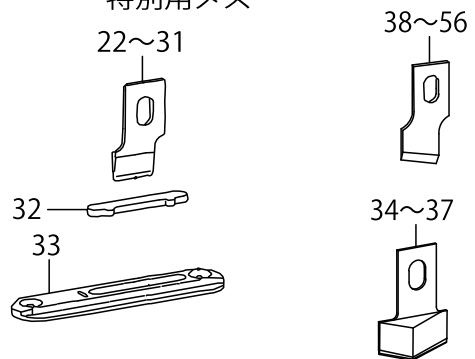
(1) TAPE REEL COMPONENTS
テープ装置関係



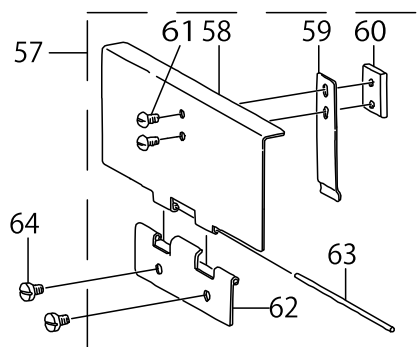
(2) BUTTON-HOLING MEASURING GAUGES
ボタン穴間隔ゲージ



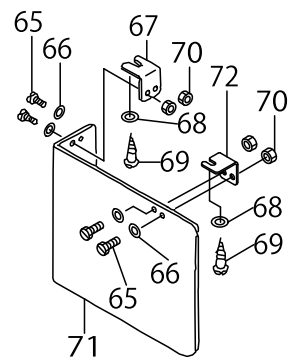
(3) KNIFE FOR SPECIAL
特別用メス



(4) HOOK OIL SHIELD COMPONENTS
釜カバー関係



(5) COVER COMPONENTS
カバー関係

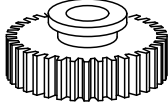
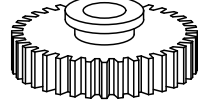


SPECIAL ORDER PARTS


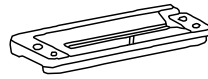

No.	Supply Code	Parts No.	Replacement	Parts name	Remarks	Choice	Step	Level	Cons	Qty	Rep. QTY
38		B2702047F00		KNIFE 1/4						1	
39		B2702047K00A		KNIFE 3/8						1	
40		B2702047I00		KNIFE (7/16)						2	
41		B2702047L0A		KNIFE (1/2)						1	
42		B2702047L00A		KNIFE 1/2						1	
43		B2702047V0B		KNIFE 14						1	
44		B2702047V00		KNIFE 9/16						1	
45		B2702047M0A		KNIFE (5/8)						1	
46		B2702047M00A		KNIFE 5/8						1	
47		B2702047A00		KNIFE 11/16						1	
48		B2702047N0A		KNIFE 3/4						1	
49		B2702047N00		KNIFE 3/4						1	
50	D	B2702047C00		KNIFE 13/16						1	
51		B2702047P00		KNIFE 7/8						1	
52		B2702047Q00A		KNIFE 1						1	
53		B2702047R00		KNIFE 1-1/8						1	
54		B2702047S0A		KNIFE 1-1/4						1	
55		B2702047S00A		KNIFE 1-1/4						1	
56	D	B2702047U00		KNIFE (1-1/2)						1	
57		B11577710A0		HOOK OIL SHIELD ASM.						1	
58	R	B1157771000	B11577710A0	HOOK OIL SHIELD				*		1	1.00
59	R	B1158771000	B11577710A0	HOOK OIL SHIELD SPRING				*		1	1.00
60		B1159771000		SPRING SET PLATE				*		1	
61		SS5090610SP		SCREW 9/64-40 L=6				*		2	
62		B1161771000		HOOK OIL SHIELD HINGE				*		1	
63		B1160771000		HINGE PIN				*		1	
64		SS7110510SP		SCREW 11/64-40 L=5						2	
65		SS7110710SP		SCREW 11/64-40 L=7						4	
66		WP0480856SP		WASHER 4.8X8.4X0.8						4	
67		B7272781000		COVER MOUNTING BRACKET B						1	
68		WP0501016SC		WASHER 5X10.5X1						2	
69	R	SK3452000SE	SK3452001SE	WOOD SCREW D=4.5 L=20						2	1.00
70		NS6110310SP		NUT 11/64-40						4	
71		B7273781000		SPEED TRANSMITTER COVER						1	
72		26236703		COVER MOUNTING BRACKET C						1	

EXCHANGING PARTS

(1) TABLE OF CHANGING GEARS 交換齒車一覽表

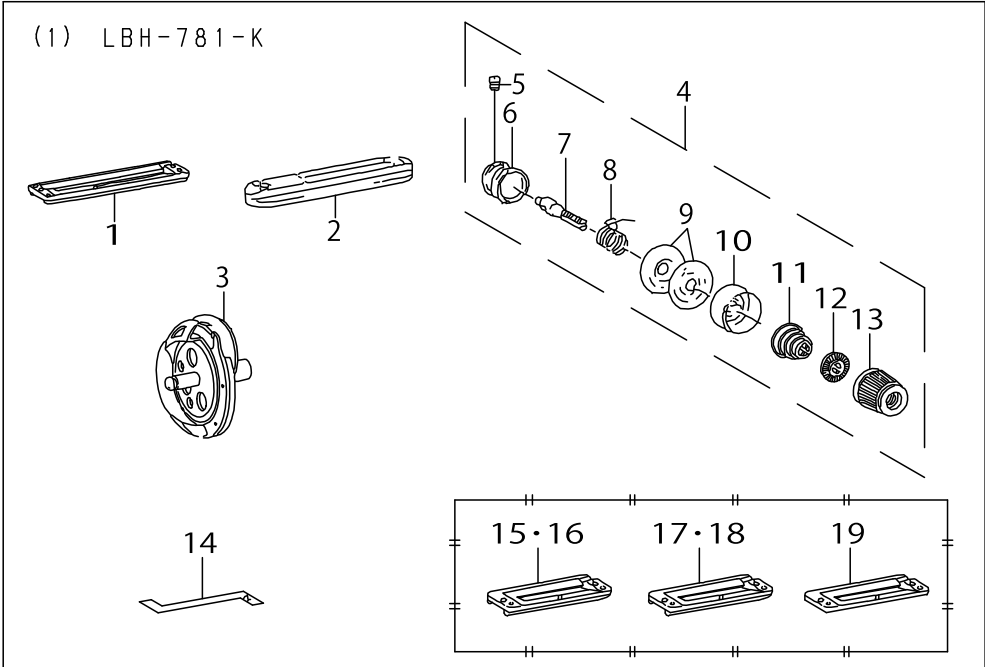
1. Small gear 小齒車			2. Large gear 大齒車	
				
Set 組	Stitch No. 針 數	Part No. 品 番	Stitch No. 針 數	Part No. 品 番
A	54	B2936-761-000	345	B2937-761-000
B	62	B2938-761-000	300	B2939-761-000
C	66	B2940-761-000	285	B2941-761-000
D	70	B2942-761-000	268	B2943-761-000
E	74	B2944-761-000	252	B2945-761-000
F	79	B2946-761-000	238	B2947-761-000
G	83	B2928-761-000	225	B2929-761-000
H	88	B2948-761-000	212	B2949-761-000
I	93	B2950-761-000	200	B2951-761-000
J	100	B2930-761-000	190	B2931-761-000
K	105	B2952-761-000	180	B2953-761-000
L	110	B2932-761-000	170	B2933-761-000
M	115	B2954-761-000	160	B2955-761-000
N	123	B2934-761-000	152	B2935-761-000
O	130	B2956-761-000	145	B2957-761-000

(2) TABLE SHOWING PARTS USED IN CONNECTION WITH KNIVES メス関連表

Knife メ ス		Work clamp check 押 え	Throat plate 針 板
A		B	C
			
No.	Size (mm)	Part No. 品番	Part No. 品番
1	1/4" (6.35)	B2702-047-F00	B2402-771-000
2	3/8" (9.53)	B2702-047-K00-A	
3	1/2" (12.7)	B2702-047-L00-A	
4	9/16" (14.29)	B2702-047-V00	
5	5/8" (15.88)	B2702-047-M00-A	
6	3/4" (19.05)	B2702-047-N00	
7	7/8" (22.23)	B2702-047-P00	
8	1" (25.4)	B2702-047-Q00-A	
9	1-1/4" (31.75)	B2702-047-S00-A	
10	1-3/8" (34.9)	B2745-774-00A-A	
11	1-1/2" (38.1)	B2745-774-00B-A	

Note(注記) Standard model machine is used as the standard for work clamp check and thro
押えと針板は標準機種を基準にしています。

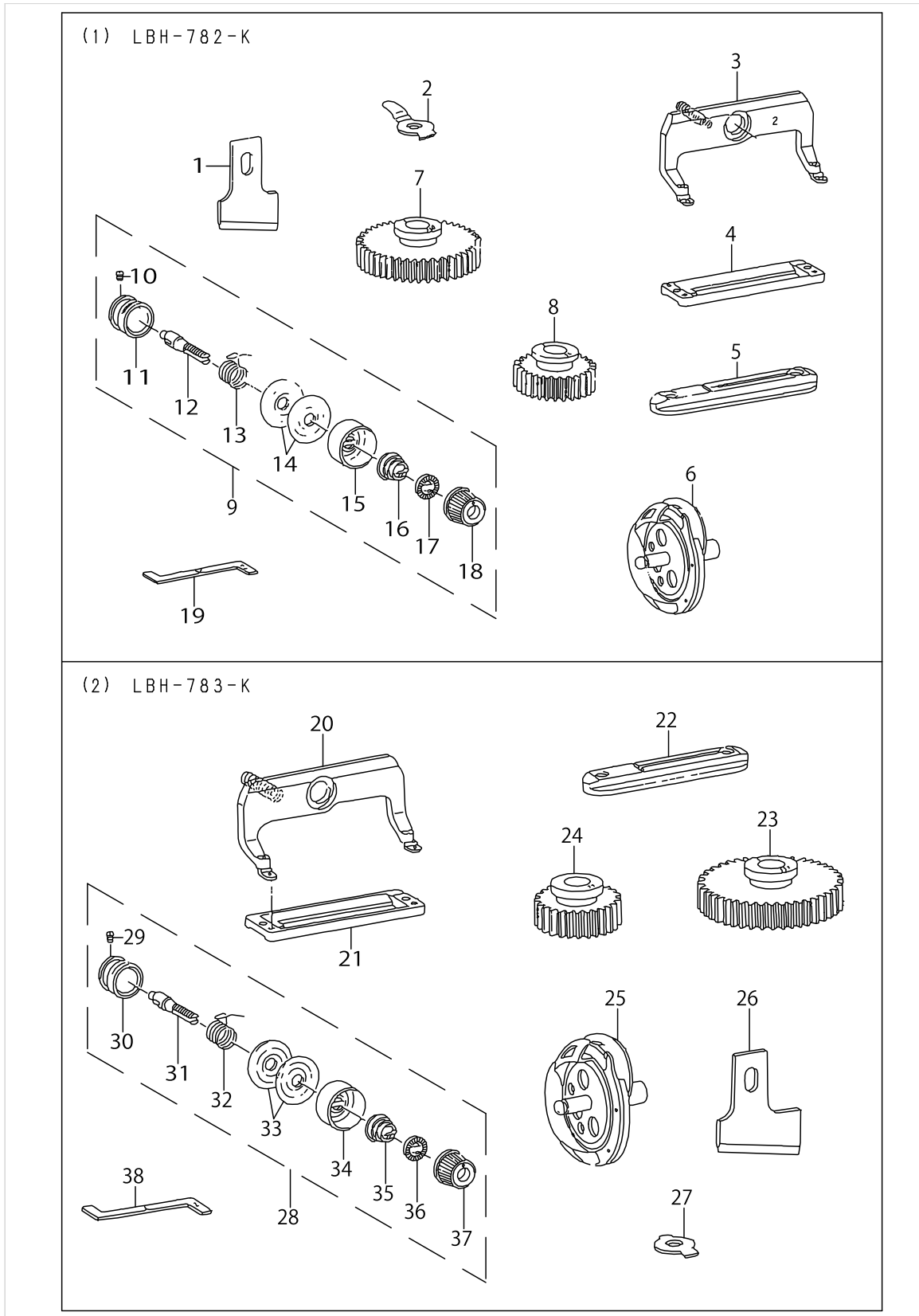
EXCLUSIVE PARTS FOR LBH-781-K



EXCLUSIVE PARTS FOR LBH-781-K

No.	Supply Code	Parts No.	Replacement	Parts name	Remarks	Choice	Step	Level	Cons	Qty	Rep. QTY
1		D1508771K00A		LATCH WORK CLAMP CHECK						1	
2		D2402772K00		NEEDLE PLATE 2K						1	
3		B18087610AB		HOOK ASM.						1	
4		D3110772TA0		THREAD TENSION NO.3 ASM. K						1	
5		SS8090670SP		SCREW 9/64-40L=5.5				*		1	
6		B3110771000		TENSION POST SOCKET				*		1	
7		B3111761000		TENSION POST NO.3				*		1	
8		B3112761000		THREAD TAKE-UP SPRING				*		1	
9	R	B3126012000	22921506	THREAD TENSION DISK				*		2	1.00
10		B3107804000		THREAD TENSION DISK PRESSER				*		1	
11		B3129012A00		TENSION SPRING				*		1	
12		B3120125000		ROTATING STOPPER				*		1	
13	R	B3119771000	13817408	THREAD TENSION NUT				*		1	1.00
14		D9101771K00		HOOK TIMING GAUGE (K)						1	
15	D	D1508771K0B		WORK CLAMP CHECK 5/8	SPECIAL ORDER PARTS FOR FLAT					1	
16	R	D1508771K0C	D1508771K0B	WORK CLAMP CHECK 1/2	SPECIAL ORDER PARTS FOR FLAT					1	1.00
17		D1508771K0E		WORK CLAMP CHECK 5/8	SPECIAL ORDER PARTS FOR UNEVEN THICKNESS					1	
18		D1508771K0F		WORK CLAMP CHECK 1/2	SPECIAL ORDER PARTS FOR UNEVEN THICKNESS					1	
19		D1508771K0H		WORK CLAMP CHECK	SPECIAL ORDER PARTS FOR FRONT					1	

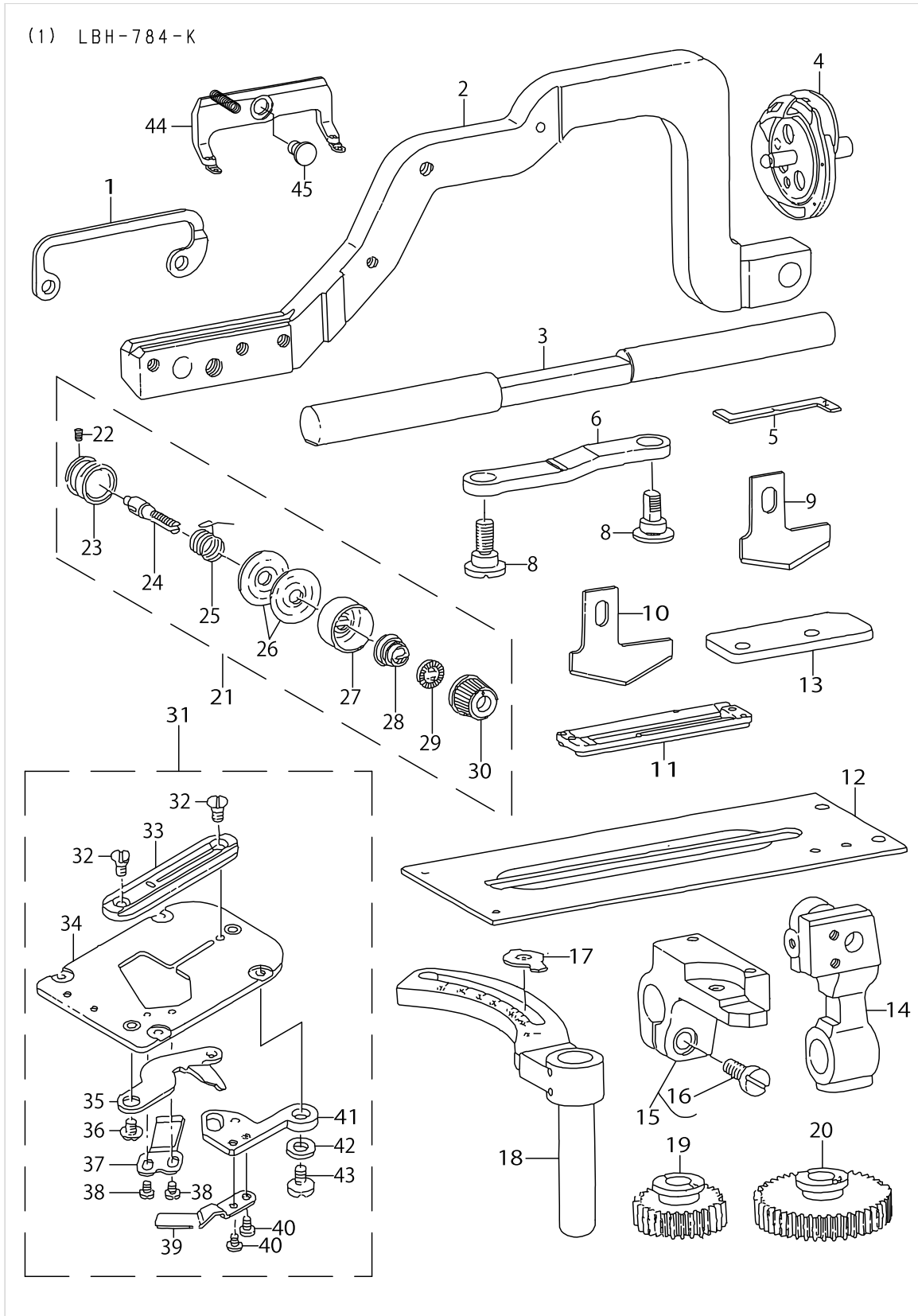
EXCLUSIVE PARTS FOR LBH-782-K, LBH-783-K



EXCLUSIVE PARTS FOR LBH-782-K, LBH-783-K

No.	Supply Code	Parts No.	Replacement	Parts name	Remarks	Choice	Step	Level	Cons	Qty	Rep. QTY
1		B2702047Q00A		KNIFE 1						1	
2		B1608772000		LENGTH REGULATING SHAFT GUIDE						1	
3		B15117720B0		WORK CLAMP CHECK HOLDER ASM.						1	
4		D1508772K00		WORK CLAMP CHECK (2K)						1	
5		D2402772K00		NEEDLE PLATE 2K						1	
6		B18087610AB		HOOK ASM.						1	
7		B2931761000		SPUR GEAR (190)						1	
8		B2930761000		SPUR GEAR (100)						1	
9		D3110772TA0		THREAD TENSION NO.3 ASM. K						1	
10		SS8090670SP		SCREW 9/64-40L=5.5				*		1	
11		B3110771000		TENSION POST SOCKET				*		1	
12		B3111761000		TENSION POST NO.3				*		1	
13		B3112761000		THREAD TAKE-UP SPRING				*		1	
14	R	B3126012000	22921506	THREAD TENSION DISK				*		2	1.00
15		B3107804000		THREAD TENSION DISK PRESSER				*		1	
16		B3129012A00		TENSION SPRING				*		1	
17		B3120125000		ROTATING STOPPER				*		1	
18	R	B3119771000	13817408	THREAD TENSION NUT				*		1	1.00
19		D9101771K00		HOOK TIMING GAUGE (K)						1	
20		B15117730B0		WORK CLAMP CHECK HOLDER ASM.						1	
21		D1508773K00		WORK CLAMP CHECK (3K)						1	
22		D2402772K00		NEEDLE PLATE 2K						1	
23		B2949761000		SPUR GEAR (212)						1	
24		B2948761000		SPUR GEAR (88)						1	
25		B18087610AB		HOOK ASM.						1	
26		B2702047S00A		KNIFE 1-1/4						1	
27		B1608762000		LENGTH REGULATING SHAFT GUIDE						1	
28		D3110772TA0		THREAD TENSION NO.3 ASM. K						1	
29		SS8090670SP		SCREW 9/64-40L=5.5				*		1	
30		B3110771000		TENSION POST SOCKET				*		1	
31		B3111761000		TENSION POST NO.3				*		1	
32		B3112761000		THREAD TAKE-UP SPRING				*		1	
33	R	B3126012000	22921506	THREAD TENSION DISK				*		1	1.00
34		B3107804000		THREAD TENSION DISK PRESSER				*		1	
35		B3129012A00		TENSION SPRING				*		1	
36		B3120125000		ROTATING STOPPER				*		1	
37	R	B3119771000	13817408	THREAD TENSION NUT				*		1	1.00
38		D9101771K00		HOOK TIMING GAUGE (K)						1	

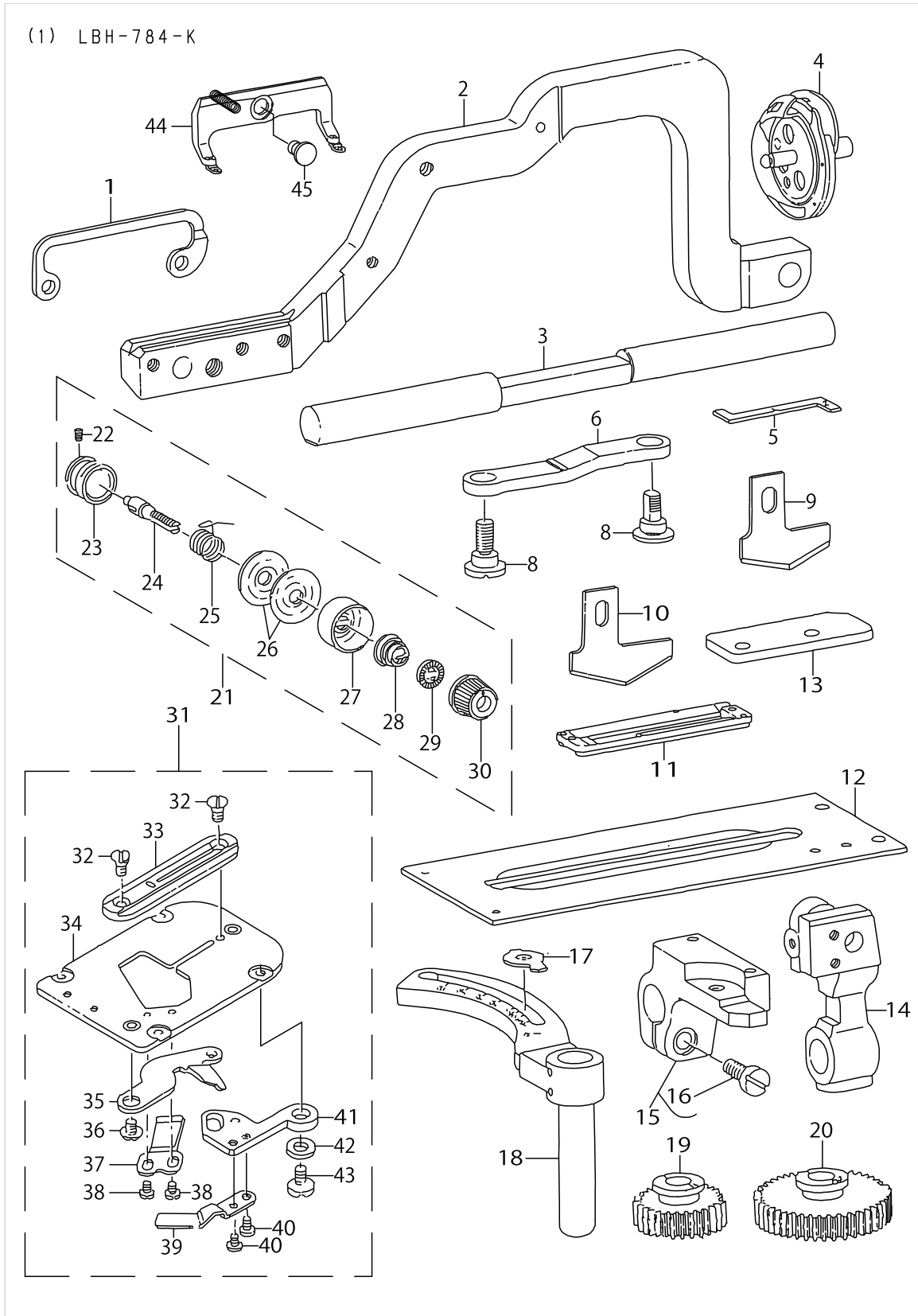
EXCLUSIVE PARTS FOR LBH-784-K



EXCLUSIVE PARTS FOR LBH-784-K

No.	Supply Code	Parts No.	Replacement	Parts name	Remarks	Choice	Step	Level	Cons	Qty	Rep. QTY
1		B1513774000		WORK CLAMP BRACKET						1	
2		B1551784000A		WORK CLAMP ARM (4)						1	
3		B1609774000		WORK CLAMP ARM SLIDE ROD						1	
4		B18087610AB		HOOK ASM.						1	
5		D9101771K00		HOOK TIMING GAUGE (K)						1	
6		B1606774000		WORK CLAMP CARRIER PITMAN						1	
7		SD0870401SP		HINGE SCREW D= 8.73 H= 4						1	
8		B1605774000		FEED ADJUSTING SHAFT						1	
9		B274577400BA		KNIFE 1-1/2						1	
10		B274577400AA		KNIFE 1-3/8						1	
11		D1508774K00		WORK CLAMP CHECK, K						1	
12		40009447		WORK CLAMP CARRIER(4)						1	
13		B1612774000		WORK CLAMP ARM BRACKET GUIDE						1	
14		B1516774000		WORK CLAMP ARM BEARING BRACKET						1	
15		B16117740A0		WORK CLAMP ARM BRACKET ASM.						1	
16		SS6151440SP		SCREW 15/64-28L=14				*		1	
17		B1608774000		LENGTH REGULATING SHAFT GUIDE						1	
18		B16037740A0		LENGTH REGULATING ARM ASM.						1	
19		B2944761000		SPUR GEAR (74)						1	
20		B2945761000		SPUR GEAR 252						1	
21		D3110772TA0		THREAD TENSION NO.3 ASM. K						1	
22		SS8090670SP		SCREW 9/64-40L=5.5				*		1	
23		B3110771000		TENSION POST SOCKET				*		1	
24	R	B3110761000	D3110772TA0	TENSION POST SOCKET				*		1	1.00
25		B3112761000		THREAD TAKE-UP SPRING				*		1	
26	R	B3126012000	22921506	THREAD TENSION DISK				*		2	1.00
27		B3107804000		THREAD TENSION DISK PRESSER				*		1	
28		B3129012A00		TENSION SPRING				*		1	
29		B3120125000		ROTATING STOPPER				*		1	
30	R	B3119771000	13817408	THREAD TENSION NUT				*		1	1.00
31		D2401774K00		NEEDLE PLATE ASM.						1	
32		SS2090530SP		SCREW 9/64-40L=4.8				*		2	
33		D2402774K00		NEEDLE PLATE 4K				*		1	
34		B24017740A0		THROAT PLATE BASE ASM.				*		1	
35		B24067710A0		BOBBIN THREAD TRIMMER BLADE ASM.				*		1	
36		SS5090320SP		SCREW 9/64-40L=3.2				*		1	
37		B2408771000A		COUNTER KNIFE				*		1	
38		SS4080310SP		SCREW 1/8-44 L=3.4				*		2	
39		B2405771000		BOBBIN THREAD PULLER				*		1	
40		SS6090440SP		SCREW 9/64-40L=4.0				*		2	
41		B2404771000		BOBBIN THREAD TRIMMER LEVER				*		1	
42		WP0451016SP		WASHER 4.5X20X1				*		1	
43		SS5090320SP		SCREW 9/64-40L=3.2				*		1	
44		B15117740A0		WORK CLAMP CHECK HOLDER ASM.						1	

EXCLUSIVE PARTS FOR LBH-784-K



EXCLUSIVE PARTS FOR LBH-784-K

No.	Supply Code	Parts No.	Replacement	Parts name	Remarks	Choice	Step	Level	Cons	Qty	Rep. QTY
45		SD0790203SP		HINGE SCREW D=7.94 H=2						1	

LIST FOR INFORMATION OF CHANGE

As to the place changed, refer to the corresponding Rev.No.
 When previous parts(Obsoleted part) and new parts(Added parts) are not interchangeable with each other:
 In this case, even obsoleted parts(D.) can be ordered with the obsoleted part number, so select the parts with changed dates and place your orders.

変更箇所は、該当Rev.No.版をご参照ください。
 部品の互換性がない変更の場合は、削除された品番でも、ご注文できます。

BE078130PJA
 No.0158-24 Rev.No.

*A: Added parts追加部品/D: Obsoleted parts削除部品/E: Erratum訂正

* Rev. No.	Page 頁	Ref. No.	Parts No. 品番	* Rev. No.	Page 頁	Ref. No.	Parts No. 品番	
				A	24	33	15	NM-6060001-SE
				A	24	33	16	WS-0621210-KR
				A	24	33	17	WP-0621016-SD
				A	24	33	18	SM-9062503-SB

HOW TO MAKE USE OF THIS PARTS LIST

1.Explanation of codes

1)"*"mark.....means this part is changed from the previous parts book.

As to the details of the change, refer to the "List for information of change".

2)"#01".....refer to "Note" explanation at bottom of page.

2.Codes on the "Qty" column

• Each numeral indicates the number of parts required.

• "0.1" and "2.5" indicate the length (in meters) of the respective parts.

3.Parentheses mean that the corresponding part is a subpart that constructs an assembly part.

4.Dotted lines on the Figures indicate assembly parts.

1."注記"欄の記号説明

1) "*"印.....前回のパーツブックに比較して今回変更された部品を意味します。

変更内容は、"変更情報リスト"を参照してください。

2) "#01".....ページ下の"注記"の説明を参照してください。

2.数量欄の数字は、個数を表し、0.1、2.5等の数値は、長さ（単位メートル）を表します。

3.数量欄の（ ）は、組部品を構成している子部品であることを意味します。

4.イラストページの-----枠は、組構成であることを意味します。

NUMERICAL INDEX OF PARTS

PART NO	PAGE	REF NO.	PART NO	PAGE	REF NO.	PART NO	PAGE	REF NO.
10004109	2	38	26104406	52	46	40009050	2	42
10120004	40	58	26104505	52	45	40009058	10	63
11956703	54	40	26104604	44	45	40009069	10	61
13772504	6	13	26104703	8	30	40009070	10	59
22905202	12	37	26105809	40	44	40009071	12	38
22920706	56	58	26105908	18	39	40009072	12	39
22920904	56	66~73	26106658	50	12	40009073	22	30
22945802	50	19	26106807	46	4	40009075	22	34
26023200	30	31	26106906	22	9	40009077	24	51
26037200	6	2	26107201	42	12	40009078	26	5
26100008	26	44	26107300	46	6	40009081	28	48
26100107	28	52	26107409	60	70	40009082	22	4
26100404	12	12	26107508	46	8	40009083	22	42
26100701	8	26	26109207	60	54·55	40009085	22	37
26100800	44	44	26212308	46	1	40009086	22	41
26100909	44	42	26212308	50	15	40009087	8	4
26101204	62	42	26216507	50	17	40009089	26	43
26101253	62	41	26216606	50	18	40009091	22	27
26101303	64	57	26216705	50	21	40009092	26	1
26101402	64	47	26236703	6	12	40009093	22	43
26101501	64	54	26236703	76	72	40009094	28	50
26101600	64	52	40008607	30	14	40009099	22	11
26101709	64	55	40008608	30	19	40009102	28	51
26101808	64	59	40008609	54	11	40009103	26	38
26101907	64	61	40008610	8	8	40009104	26	42
26102004	62	44	40008611	54	10	40009105	26	35
26102103	64	49	40008994	60	46	40009106	26	12
26102202	64	46	40008995	2	22	40009107	26	7
26102301	64	50	40008996	60	51	40009108	26	10
26102400	64	62	40009001	58	31	40009109	26	9
26102509	64	48	40009003	58	32	40009110	26	8
26103101	50	26	40009008	4	62	40009111	26	13
26103150	50	25	40009009	4	66	40009112	26	20
26103200	50	39	40009010	2	12	40009113	26	14
26103309	50	33	40009014	4	78	40009114	26	19
26103408	50	37	40009028	2	7	40009115	26	15
26103507	50	34	40009030	2	46	40009116	26	27
26103606	50	41	40009034	4	73	40009116	48	32
26103705	50	29	40009035	60	52	40009117	26	24
26103804	50	42	40009036	4	74	40009118	26	22
26103903	50	31	40009037	56	59	40009119	16	2
26104000	52	44	40009038	4	52	40009121	16	8
26104109	50	35	40009039	2	26	40009122	16	17
26104208	50	27	40009048	8	18	40009123	16	9
26104307	50	28	40009049	10	56	40009129	16	1

NUMERICAL INDEX OF PARTS

PART NO	PAGE	REF NO.	PART NO	PAGE	REF NO.	PART NO	PAGE	REF NO.
40009131	16	12	40009233	48	7	40009312	42	30
40009132	16	13	40009235	60	64	40009314	42	8
40009134	18	49	40009235	62	25	40009316	42	10
40009137	18	48	40009238	48	27	40009318	42	19
40009143	18	56	40009241	48	15	40009319	42	21
40009144	18	52	40009242	48	19	40009320	42	24
40009146	18	55	40009243	48	31	40009321	42	25
40009148	12	10	40009244	60	61	40009325	54	1
40009150	12	40	40009245	48	9	40009327	54	18
40009153	14	51	40009247	48	14	40009328	54	19
40009155	14	56	40009249	46	23	40009329	54	22
40009156	14	49	40009251	46	24	40009330	30	27
40009157	14	50	40009252	46	25	40009339	56	55
40009160	32	48	40009254	46	13	40009340	56	61
40009164	30	28	40009255	48	1	40009348	50	16
40009165	54	6	40009256	48	2	40009349	50	22
40009167	30	21	40009259	48	3	40009357	50	11
40009168	30	16	40009260	48	34	40009360	58	36
40009169	30	17	40009260	52	47	40009361	58	15
40009170	30	12	40009261	48	35	40009363	4	75
40009178	20	59	40009261	52	48	40009366	58	41
40009179	30	9	40009262	48	24	40009369	58	7
40009181	30	38	40009262	50	9	40009370	4	56
40009186	30	35	40009264	38	28	40009373	58	17
40009188	32	45	40009265	38	29	40009374	58	1
40009190	16	21	40009266	38	30	40009375	58	40
40009191	30	37	40009270	40	62	40009379	58	42
40009193	30	30	40009274	40	65	40009384	4	76
40009195	30	33	40009277	40	50	40009388	62	2
40009196	30	34	40009278	40	51	40009389	62	15
40009209	36	45	40009280	38	10	40009390	62	12
40009210	34	37	40009284	38	16	40009391	62	11
40009211	34	40	40009290	38	12	40009392	62	4
40009214	34	28	40009291	38	38	40009393	62	6
40009215	34	23	40009292	38	36	40009395	62	10
40009217	34	22	40009294	38	34	40009397	66	6~9
40009218	34	15	40009299	40	63	40009398	66	6~9
40009219	34	27	40009300	38	6	40009400	8	36
40009220	34	18	40009302	38	1	40009401	66	3
40009221	34	30	40009303	40	67	40009415	66	6~9
40009222	34	26	40009304	40	45	40009421	6	11
40009223	34	24	40009305	40	64	40009426	8	41
40009228	46	10	40009309	42	39	40009427	8	44
40009229	46	17	40009310	42	40	40009441	40	46
40009231	60	67	40009311	4	50	40009442	14	46

NUMERICAL INDEX OF PARTS

PART NO	PAGE	REF NO.	PART NO	PAGE	REF NO.	PART NO	PAGE	REF NO.
40009443	14	47	B1120761000	60	56	B1220771000	10	52
40009444	14	48	B1122761000	60	54·55	B122177100A	62	24
40009445	18	32	B1123581000	2	25	B1223771000	8	17
40009447	72	37	B1124771000	58	27	B1223771000	12	42
40009447	83	12	B1128771000	4	68	B122477100C	10	57
40009452	22	12	B112877100A	4	69	B1225771000	10	53
40009458	6	15	B1133761000	60	75	B1227771000	10	51
40009462	10	46	B1133771000	4	64	B1229771000	10	68
40052354	6	5	B11357710A0	58	20	B1231771000	10	58
40052419	6	1	B1137771000	2	1	B1254781000	10	50
40061518	12	41	B113777100A	2	2	B125578100B	10	67
40085784	68	2	B1138771000	2	15	B1256781000A	8	39
40085785	68	3	B113877100A	2	16	B12567810A0A	8	38
40085786	68	4	B1144771000	2	20	B1257781000	8	43
40085787	68	5	B1145771000	2	23	B13057710A0	12	27
40085788	68	6	B1147125000	8	6	B13067710A0	12	29
40085789	68	7	B1147771000	58	24	B13067710B0	12	26
40085790	68	8	B1148771000	58	23	B13067710C0	12	25
40085791	68	9	B1149771000	2	30	B13077710A0	12	32
40085792	68	10	B1151771000	2	31	B13077710B0	12	31
40085793	68	11	B1151781000A	60	49	B13087710A0	12	34
40085794	68	12	B115178100A	60	50	B14027610A0	22	39
40085795	68	13	B11517810A0A	60	47·48	B1404761000	8	1
40085796	68	16	B11517810AAA	60	47·48	B1404771000	22	32
40096325	68	14	B1152771000	2	13	B1406761000	22	36
40096326	68	17	B1153771000	60	76	B1410771000	22	2
40096327	68	19	B1153781000	2	21	B14117710A0	22	8
40096354	68	1	B1154781000	58	28	B1414232000	22	1·53
B1103771000A	2	35	B115478100A	58	29	B141423200A	24	1·53
B110377100A	2	36	B1155771000	2	19	B1415761000	22	16
B1104771000	4	55	B1156781000	58	33	B1416761000	22	17
B1106761000	2	45	B1157771000	76	58	B14187610A0	26	36
B1106771000	2	37	B11577710A0	76	57	B14197610A0	26	40
B1110280000	40	59	B1158771000	76	59	B14217610A0	26	33
B1110771000	2	40	B1159771000	76	60	B1424761000	26	31
B1111232000	56	51	B1160771000	76	63	B1425771000	26	28
B1111771000	4	60	B1161771000	76	62	B1426771000	28	54
B11127710A0	2	28	B1203012000	8	24	B1427771000	28	45
B11127710AA	2	29	B1203771000	8	12	B1432761000	26	11
B1114771000	4	61	B1204761000	8	13	B14457610A0	22	21
B11157710A0	4	65	B1204771000A	8	22	B1446761CA0	12	23
B1116771000	2	11	B1208552000A	8	40	B14477610A0	22	25
B1117771000	2	41	B1208771000	10	62	B145177100A	24	46
B1118761000	2	10	B1212232000	10	60	B1502771AA0A	16	11
B1120761000	2	9	B1214038000	58	14	B1503771000	16	10

NUMERICAL INDEX OF PARTS

PART NO	PAGE	REF NO.	PART NO	PAGE	REF NO.	PART NO	PAGE	REF NO.
B15057610A0	16	6	B1608774000	83	17	B2017372000	54	42
B1506761000	16	4	B1609774000	72	38	B2019372000	56	46
B1507761000	16	3	B1609774000	83	3	B2030771000	30	40
B1508771A00	18	30	B16117710A0	18	35	B2032771000	32	46
B1508772A00	70	7	B16117740A0	72	25	B2052781000	30	25
B1508773A00	70	15	B16117740A0	83	15	B2056781000	54	8
B1509761000	16	25	B1612763000	18	40	B20637810B0A	30	10
B151077100B	16	26	B1612774000	72	36	B24017710A0	34	1
B1511771000B	16	24	B1612774000	83	13	B24017710B0	34	4
B15117710A0B	16	23	B1613771A00A	18	31	B24017740A0	72	23
B15117720B0	70	1	B1613771A00A	70	16	B24017740A0	83	34
B15117720B0	81	3	B1613771A00A	72	16	B2402771000	34	2
B15117730B0	70	9	B18027710A0	12	43	B240277100B	74	33
B15117730B0	81	20	B1803761000	12	22	B2402774000	72	21
B15117740A0	72	19	B18047610A0	12	19	B2404771000	34	9
B15117740A0	83	44	B18057710A0	12	14	B2404771000	83	41
B1512761000	16	27	B1806771000	12	18	B2405771000	34	12
B1513774000	72	17	B18087610AB	79	3	B2405771000	83	39
B1513774000	83	1	B18087610AB	81	25	B24067710A0	34	5
B1516771000	18	45	B18087610AB	83	4	B24067710A0	83	35
B1516774000	72	39	B18087710AC	12	11	B2408771000A	34	7
B1516774000	83	14	B1810761B00	12	3	B2408771000A	83	37
B1517761000	18	43	B1810761C00	12	2	B2412047000	36	47
B1551781000	18	42	B1810761D00	12	6	B2414761000	34	41
B1551784000A	72	18	B1810761F00	12	4	B2416761000	34	43
B1551784000A	83	2	B1810761G00	12	5	B2416761000	40	52
B1552781000A	16	28	B1810761H00	12	9	B2416761000	48	5
B15527810A0A	16	22	B1810761J00	12	8	B2416771000	34	16
B1552782000	70	6	B18107710A0	12	1	B2417771000	34	33
B1552783000	70	14	B18107710BA	14	54	B2422771000	34	20
B1552784000	72	20	B1810771E00	12	7	B2601761000A	46	27
B16037630A0	18	51	B1812761000	14	53	B2604771000B	46	9
B16037740A0	72	34	B18127710A0	12	16	B2608761000	48	17
B16037740A0	83	18	B1814761000	14	55	B26107610A0	48	20
B1605774000	72	29	B19017610A0	8	11	B26107610AA	48	21
B1605774000	83	8	B1901761BA0	8	10	B2611232000	46	7
B1606763000	18	37	B1903552000	8	15	B2611761000	48	18
B1606774000	72	27	B1905541B00	8	14	B2613232000	46	3
B1606774000	83	6	B2001771000	30	2	B2615232000	8	16
B16077630A0	18	33	B20017710A0	30	1	B2617771000	48	23
B1608761000	70	11	B20027710A0	30	4	B2648232000	46	16
B1608762000	81	27	B2003771000	30	5	B2651781000A	48	30
B1608772000	70	3	B2005761000	30	3	B2653771000	46	2
B1608772000	81	2	B20077710B0	30	29	B2655781000	60	71
B1608774000	72	35	B2010771000	30	24	B2701761000	38	18

NUMERICAL INDEX OF PARTS

PART NO	PAGE	REF NO.	PART NO	PAGE	REF NO.	PART NO	PAGE	REF NO.
B2702047A00	76	38~56	B2745771N00	74	22~31	B3101804000	54	29
B2702047C00	76	38~56	B2745771P00	74	22~31	B31027710A0	56	48
B2702047F00	76	38~56	B2745771P0B	74	34~37	B3103761000	54	45
B2702047I00	76	38~56	B2745771Q00	74	22~31	B31037710A0	54	39
B2702047K00A	76	38~56	B2745771Q0B	74	34~37	B3106771000	54	36
B2702047L00A	38	21	B2745771R00	74	22~31	B310777100B	54	24
B2702047L00A	76	38~56	B2745771R0B	74	34~37	B3107804000	54	43
B2702047L0A	76	38~56	B2745771S00	74	22~31	B3107804000	79	10
B2702047M00A	76	38~56	B2745771S0B	74	34~37	B3107804000	81	34
B2702047M0A	76	38~56	B274577400AA	72	31	B3107804000	83	27
B2702047N00	76	38~56	B274577400AA	83	10	B3110761000	83	24
B2702047N0A	76	38~56	B274577400BA	72	30	B3110771000	54	34
B2702047P00	76	38~56	B274577400BA	83	9	B3110771000	79	6
B2702047Q00A	70	2	B2746771000	74	32	B3110771000	81	30
B2702047Q00A	76	38~56	B2751781000	38	24	B3110771000	83	23
B2702047Q00A	81	1	B290177100C	42	31	B31107710A0	54	26
B2702047R00	76	38~56	B2902761B00	42	35	B3111761000	54	32
B2702047S00A	70	10	B2903761B00	44	43	B3111761000	79	7
B2702047S00A	76	38~56	B2904771000	42	38	B3111761000	81	31
B2702047S00A	81	26	B2906761B00	44	41	B3112704000	54	41
B2702047S0A	76	38~56	B2909761000	42	29	B3112761000	54	33
B2702047U00	76	38~56	B29107610A0	42	26	B3112761000	79	8
B2702047V00	76	38~56	B29137610A0	42	5	B3112761000	81	32
B2702047V0B	76	38~56	B2914761000	44	46	B3112761000	83	25
B2702771000A	38	9	B2915761AA0	42	15	B3114771000	56	64
B2705761000	38	14	B2915761B00	42	14	B3116771000	54	14
B2706761000	38	13	B29167610A0	42	2	B3117771000	56	52
B2709771000	40	69	B2917761000	42	3	B3118552A00	56	66~73
B2710771000	38	26	B2919761000	42	9	B3118552B00	56	66~73
B2718761000	38	35	B29207610A0	8	32	B3118552C00	56	66~73
B2722761000	8	27	B2923761000	42	20	B3118552D00	56	66~73
B2723761000A	40	57	B2930761000	70	4	B3118552F00	56	66~73
B27237610A0A	40	56	B2930761000	81	8	B3118552G00	56	66~73
B2724761000	40	55	B2931761000	70	5	B3118552H00	56	66~73
B2725761000	40	54	B2931761000	81	7	B3118771000	56	63
B2726761000A	40	60	B2934761000	42	13	B3119771000	79	13
B2729771000	38	4	B2935761000	42	1	B3119771000	81	37
B2731761000	38	7	B2944761000	72	32	B3119771000	83	30
B2740771000	38	19	B2944761000	83	19	B3120125000	79	12
B2743771000	4	58	B2945761000	72	33	B3120125000	81	36
B2745771F00	74	22~31	B2945761000	83	20	B3120125000	83	29
B2745771H00	74	22~31	B2948761000	70	12	B3120771000	54	38
B2745771K00	74	22~31	B2948761000	81	24	B3125155000	4	47
B2745771L00	74	22~31	B2949761000	70	13	B3126012000	54	44
B2745771M00	74	22~31	B2949761000	81	23	B3126012000	79	9

NUMERICAL INDEX OF PARTS

PART NO	PAGE	REF NO.	PART NO	PAGE	REF NO.	PART NO	PAGE	REF NO.
B3126012000	81	33	B7273781000	76	71	D1508771K0B	79	15-16
B3126012000	83	26	B8213012000	60	78	D1508771K0C	79	15-16
B3129012A00	79	11	B8219125000	60	60	D1508771K0E	79	17-18
B3129012A00	81	35	B92017610A0	74	1	D1508771K0F	79	17-18
B3129012A00	83	28	B92017610B0	74	5	D1508771K0H	79	19
B3152781000	54	3	B92027610A0	74	7	D1508772K00	81	4
B34027710A0	50	4	B92040470A0	74	2	D1508773K00	81	21
B3403761000	50	8	B9205047000	74	4	D1508774K00	83	11
B3404771000	50	1	B9205761000	74	14	D2401774K00	83	31
B3406761000	50	5	B9206761000	74	11	D2402772K00	79	2
B34087710A0	50	7	B9207761000	74	12	D2402772K00	81	22
B3451781000	50	14	B9401761000	74	19	D2402774K00	83	33
B3534012000	58	12	B9402771000	74	16	D3110772TA0	79	4
B3534155000	58	13	BP300000000	58	79	D3110772TA0	81	28
B3537122000	40	40	BP300000000	60	79	D3110772TA0	83	21
B3541012000	8	66	BP400000000	60	82	D9101771K00	79	14
B3541012000	10	66	BP500000000	58	80	D9101771K00	81	38
B3541012000	22	7	BP500000000	60	80	D9101771K00	83	5
B3542771000	42	11	BP600000000	8	7	MC200500750	24	50
B3546771000	58	39	BP600000000	58	8	MC2005E0750	24	47
B3549771000	58	2	BP800000000	58	81	MDP5J0B1100	22	45
B3560771000	58	19	BP800000000	60	81	MDP5J0B1400	24	48
B3561771000	58	22	CM300200001	4	72	MTJMS000000	66	1
B3563771000A	58	25	CM3002000A3	6	14	MTJVM004200	66	11~13
B3568771000	58	3	CM301300001	2	5	MTJVM004300	66	11~13
B3570771000	58	38	CM500300001	8	9	MTJVM004400	66	11~13
B3571771000	58	4	CQ202000000	12	44	NM6050001SE	68	24
B4419372000	62	5	CQ202000000	22	26	NM6060001CP	48	26
B7109771000	66	2	CQ252000000	8	65	NM6060001SE	66	15
B7151781000A	62	21	CQ252000000	10	65	NM6080721SE	26	3
B71517810A0B	62	20	CQ252000000	12	20	NM6080721SE	60	65
B7152781000A	62	36	CQ252000000	22	52	NM6120001CP	42	28
B7153781000	62	37	CQ252000000	24	52	NS6080210SP	32	43
B7154781000	62	33	CQ252000000	26	41	NS6080340SP	32	44
B7155781000	62	31	CQ252000000	38	39	NS6090310SP	12	17
B7156781000A	62	35	CQ303000000	26	16	NS6090310SP	54	65
B7158781000	62	27	CQ303000000	58	35	NS6090310SP	56	65
B7159781000	62	40	CS0790720TH	56	53	NS6090310SP	58	44
B71607810A0	60	73	CS079101BSH	48	11	NS6110310SP	6	7
B71807810A0	62	1	CS079101DSH	54	16	NS6110310SP	22	20
B7186781000	62	8	CS095101BSH	22	28	NS6110310SP	26	39
B7252781000	66	14	CS095101CSH	22	22	NS6110310SP	32	42
B7257781000A	66	6~9	CS111101DSH	42	17	NS6110310SP	40	48
B7272781000	6	10	CS147121BSH	8	34	NS6110310SP	54	12
B7272781000	76	67	D1508771K00A	79	1	NS6110310SP	76	70

NUMERICAL INDEX OF PARTS

PART NO	PAGE	REF NO.	PART NO	PAGE	REF NO.	PART NO	PAGE	REF NO.
NS6120310SP	4	53	SB145000400	62	34	SM6062002TP	40	42
NS6120310SP	34	29	SD0400191TP	30	6	SM6062002TP	46	20
NS6120310SP	54	13	SD0450211SP	62	7	SM6062002TP	48	28
NS6150310SP	18	58	SD0450401SP	30	18	SM6062002TP	60	57
NS6150310SP	20	58	SD0450401SP	50	30	SM6102002TP	46	28
NS6150310SP	22	3	SD0500301SP	54	20	SM8061002TP	30	13
NS6150310SP	28	46	SD0530221SP	40	61	SM9062503SB	66	18
NS6150310SP	34	38	SD0550501SP	38	27	SM9082003CP	60	62
NS6150310SP	48	8	SD0630272SP	34	19	SQ1110402MZ	58	11
NS6150310SP	58	63	SD0640241SP	54	5	SS2090510SP	34	3
NS6150310SP	60	63	SD0640261SP	4	48	SS2090530SP	72	22
NS6150310SP	62	43	SD0640321SP	34	31	SS2090530SP	83	32
NS6150430SP	46	21	SD0640391TP	54	7	SS2110920TP	16	18
NS6150430SP	62	58	SD0640471SP	28	55	SS4080310SP	34	8
NS6150430SP	64	58	SD0640471SP	48	33	SS4080310SP	83	38
NS6160520SP	22	15	SD0640602SP	34	32	SS4080415SP	22	44
NS6160520SP	56	47	SD0641003SP	30	41	SS4080415SP	26	49
NS6160520SP	64	45	SD0720331SP	50	3	SS4080415SP	28	49
NS6200520SP	26	4	SD0790201SD	38	32	SS4090415SP	34	34
NS6200520SP	40	68	SD0790203SP	20	57	SS4090515SP	2	27
NS6200520SP	66	5	SD0790203SP	72	40	SS4090610SP	40	41
NS6240630SP	46	26	SD0790203SP	85	45	SS4090810SP	74	3
NS6620310SP	46	5	SD0790303SP	30	20	SS4091520SP	16	15
NS6660430SP	38	15	SD0790311TP	54	9	SS4110515SP	4	77
NS6680320SP	34	42	SD0790432SP	26	26	SS4110515SP	12	13
NS6700540SP	38	33	SD0790433TP	50	36	SS4110515SP	58	26
NS6700540SP	74	6	SD0790451SP	48	10	SS4110715SP	4	57
NS6740510SP	38	31	SD0790602SP	34	36	SS4110715SP	56	57
PD02010000B	50	6	SD0790641SP	36	46	SS4110815SP	58	37
PS0300102K0	30	23	SD0790801SP	22	14	SS4110915SP	2	67
PS0300182KF	38	2	SD0790802SP	64	53	SS4110915SP	4	67
PS0300182KF	56	56	SD0870401SP	72	28	SS4111015SP	2	70
PT0302000S0	22	10	SD0870401SP	83	7	SS4111015SP	4	70
RC1021011KP	48	36	SD0870601SP	18	38	SS4111415SP	2	32
RC1021011KP	52	49	SD0902501SP	62	13	SS4111815SP	2	43
RC1200001KP	46	15	SD1110905TH	40	49	SS4112215SP	2	17
RC3000001KP	10	45	SD1501101SP	62	16	SS4150715SP	14	52
RC3500002KP	62	30	SK3452000SE	6	9	SS4150715SP	30	8
RE0500000K0	50	2	SK3452000SE	76	69	SS4150715SP	46	11
RE0600000K0	60	72	SM4040655SP	6	3	SS4150715SP	56	50
RE1200000K0	62	22	SM4051405SE	68	23	SS4150715SP	58	16
RO095200100	54	23	SM6061202TP	38	20	SS5060410SP	74	15
RO148240200	22	6	SM6061202TP	62	28	SS5090320SP	34	6
SB115000200	62	29	SM6061602TP	18	53	SS5090320SP	72	24
SB130000100	10	47	SM6061602TP	46	18	SS5090320SP	83	43

NUMERICAL INDEX OF PARTS

PART NO	PAGE	REF NO.	PART NO	PAGE	REF NO.	PART NO	PAGE	REF NO.
SS5090610SP	76	61	SS7110510SP	30	7	SS8090670SP	54	35
SS5110740TP	74	8	SS7110510SP	76	64	SS8090670SP	79	5
SS5110810SP	18	34	SS7110570SP	34	39	SS8090670SP	81	29
SS5110810SP	22	35	SS7110710SP	6	16	SS8090670SP	83	22
SS6060210SP	16	29	SS7110710SP	10	64	SS8110510SP	2	8
SS6060210SP	74	13	SS7110710SP	16	16	SS8110510SP	48	13
SS6080610TP	30	32	SS7110710SP	36	48	SS8110520TP	54	17
SS6080610TP	64	51	SS7110710SP	38	11	SS8111251SP	22	19
SS6090440SP	34	13	SS7110710SP	48	4	SS8111251SP	26	53
SS6090440SP	83	40	SS7110710SP	58	18	SS8111251SP	28	53
SS6090620SP	50	32	SS7110710SP	62	9	SS8111610SP	40	47
SS6090630TP	34	14	SS7110710SP	76	65	SS8120740SP	50	38
SS6110420TP	38	5	SS7110740TP	38	3	SS8150510TP	42	22
SS6110610TP	34	25	SS7110740TP	48	12	SS8150510TP	48	22
SS6110610TP	74	17	SS7110810SP	38	25	SS8150710SP	18	46
SS6111010TP	18	41	SS7110840SP	16	20	SS8150710SP	22	29
SS6111010TP	48	16	SS7110840SP	30	47	SS8150710SP	60	69
SS6111140SP	6	6	SS7110840SP	32	47	SS8150710SP	62	32
SS6111210SP	22	18	SS7110840SP	34	17	SS8150710SP	66	10
SS6111610SP	42	37	SS7110840SP	38	17	SS8150822TP	8	48
SS6111610SP	54	25	SS7110840SP	50	24	SS8150822TP	10	48
SS6120620TP	2	39	SS7110840SP	54	62	SS8150822TP	12	21
SS6121210SP	26	6	SS7110840SP	56	62	SS8150822TP	22	31
SS6151440SP	18	36	SS7110840SP	74	20	SS8150822TP	34	44
SS6151440SP	72	26	SS7110910SP	64	60	SS8150822TP	40	53
SS6151440SP	83	16	SS7110910TP	8	42	SS8150822TP	48	6
SS6153040SP	46	22	SS7110910TP	58	6	SS8150822TP	50	10
SS6621212TP	30	26	SS7111120SP	60	53	SS8150920SP	18	47
SS6660712TP	12	35	SS7111310SP	4	49	SS8150920SP	22	49
SS6660712TP	54	4	SS7111310SP	16	5	SS8150920SP	24	49
SS6741010SP	60	59	SS7111410TP	42	34	SS8151150SP	22	5
SS7090410SP	10	49	SS7112420SP	60	74	SS8620610SP	42	23
SS7090510SP	8	5	SS7120910TP	42	4	SS8660410SP	42	7
SS7090510SP	74	9	SS7150940SP	26	32	SS8660512TP	8	55
SS7090520SP	22	38	SS7150940SP	48	25	SS8660512TP	10	55
SS7090520SP	50	43	SS7151210SP	22	13	SS8660530TP	8	37
SS7090620TP	34	21	SS7151210SP	26	25	SS8660530TP	42	18
SS7090710SP	16	14	SS7151210SP	60	66	SS8660610TP	8	33
SS7090710SP	30	36	SS7151210SP	62	39	SS8660610TP	12	24
SS7090710SP	40	66	SS7161040SP	38	37	SS8660610TP	42	27
SS7090710SP	56	60	SS7161040SP	64	56	SS8660612TP	12	15
SS7090720TP	56	54	SS7620750SP	38	23	SS8660810TP	8	28
SS7090910SP	58	43	SS7621040SP	54	15	SS8660810TP	16	7
SS7090910TP	22	40	SS7660510SP	10	54	SS8681650TP	8	19
SS7090920SP	18	44	SS7681750TP	8	21	SS9150860SP	60	68

NUMERICAL INDEX OF PARTS

PART NO	PAGE	REF NO.
SS9152130CP	62	19
SS9201973CP	26	2
SS9241513CP	42	33
SS9660940TP	56	49
TA0750704R0	2	44
TA0850604R0	12	45
TA1050504R0	4	59
TA1250705R0	2	34
TA2101002R0	4	54
WP0450000SD	2	71
WP0450000SD	4	71
WP0450000SD	74	10
WP0450801SD	6	4
WP0451016SP	34	11
WP0451016SP	83	42
WP0480856SP	6	17
WP0480856SP	42	36
WP0480856SP	76	66
WP0501016SC	6	8
WP0501016SC	76	68
WP0501016SD	38	22
WP0501016SD	74	21
WP0531001SC	68	22
WP0612056SD	60	77
WP0621016SD	60	58
WP0621016SD	66	17
WP0650876SD	18	54
WP0650876SD	46	12
WP0651056SD	50	40
WP0651056SH	62	18
WP0740516SP	50	13
WP0850002SC	66	4
WP0982616SP	42	32
WP1502500SC	62	38
WP1612616SE	68	15
WS0510002KN	68	21
WS0610002KP	46	19
WS0610002KP	48	29
WS0621210KR	66	16