

Silicon NPN Power Transistors

2SC4924

DESCRIPTION

- With TO-3PML package
- High breakdown voltage, high reliability.
- High speed

APPLICATIONS

- Very high-definition CRT display
- Horizontal deflection output applications

PINNING

PIN	DESCRIPTION
1	Base
2	Collector
3	Emitter

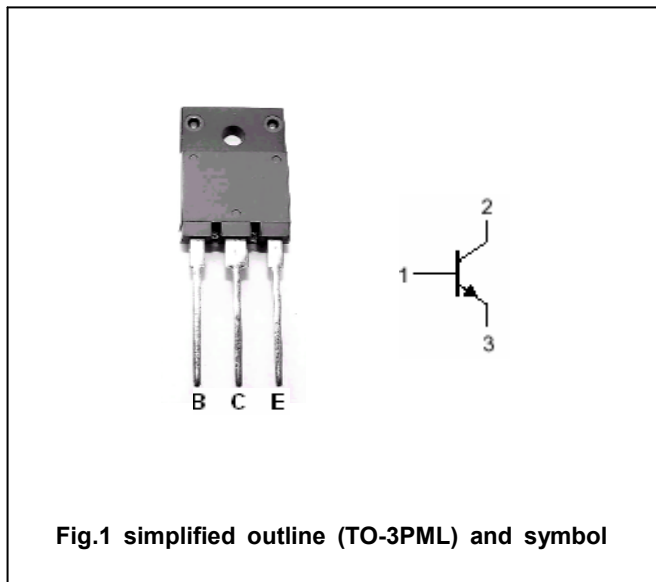


Fig.1 simplified outline (TO-3PML) and symbol

Absolute maximum ratings(Ta=25°C)

SYMBOL	PARAMETER	CONDITIONS	VALUE	UNIT
V _{CBO}	Collector-base voltage	Open emitter	1500	V
V _{CEO}	Collector-emitter voltage	Open base	800	V
V _{EBO}	Emitter-base voltage	Open collector	6	V
I _C	Collector current		10	A
I _{CM}	Collector current-peak		25	A
P _C	Collector power dissipation	T _C =25°C	70	W
			3	
T _j	Junction temperature		150	°C
T _{stg}	Storage temperature		-55~150	°C

Silicon NPN Power Transistors

2SC4924

CHARACTERISTICS

T_j=25°C unless otherwise specified

SYMBOL	PARAMETER	CONDITIONS	MIN	TYP.	MAX	UNIT
V _{CEO(SUS)}	Collector-emitter sustaining voltage	I _C =100mA; I _B =0	800			V
V _{CEsat}	Collector-emitter saturation voltage	I _C =8A; I _B =2 A			5	V
V _{BEsat}	Base-emitter saturation voltage	I _C =8A; I _B =2 A			1.5	V
I _{CBO}	Collector cut-off current	V _{CB} =800V; I _E =0			10	μA
I _{CES}	Collector cut-off current	V _{CE} =1500V; R _{BE} =0			1	mA
h _{FE-1}	DC current gain	I _C =1A; V _{CE} =5V	8			
h _{FE-2}	DC current gain	I _C =8A; V _{CE} =5V	4		8	

Switching times

t _{stg}	Storage time	I _C =6A; R _L =33.3Ω I _{B1} =1.2A; - I _{B2} =2.4A V _{CC} =200V			3	μs
t _f	Fall time			0.1	0.2	μs

Silicon NPN Power Transistors

2SC4924

PACKAGE OUTLINE

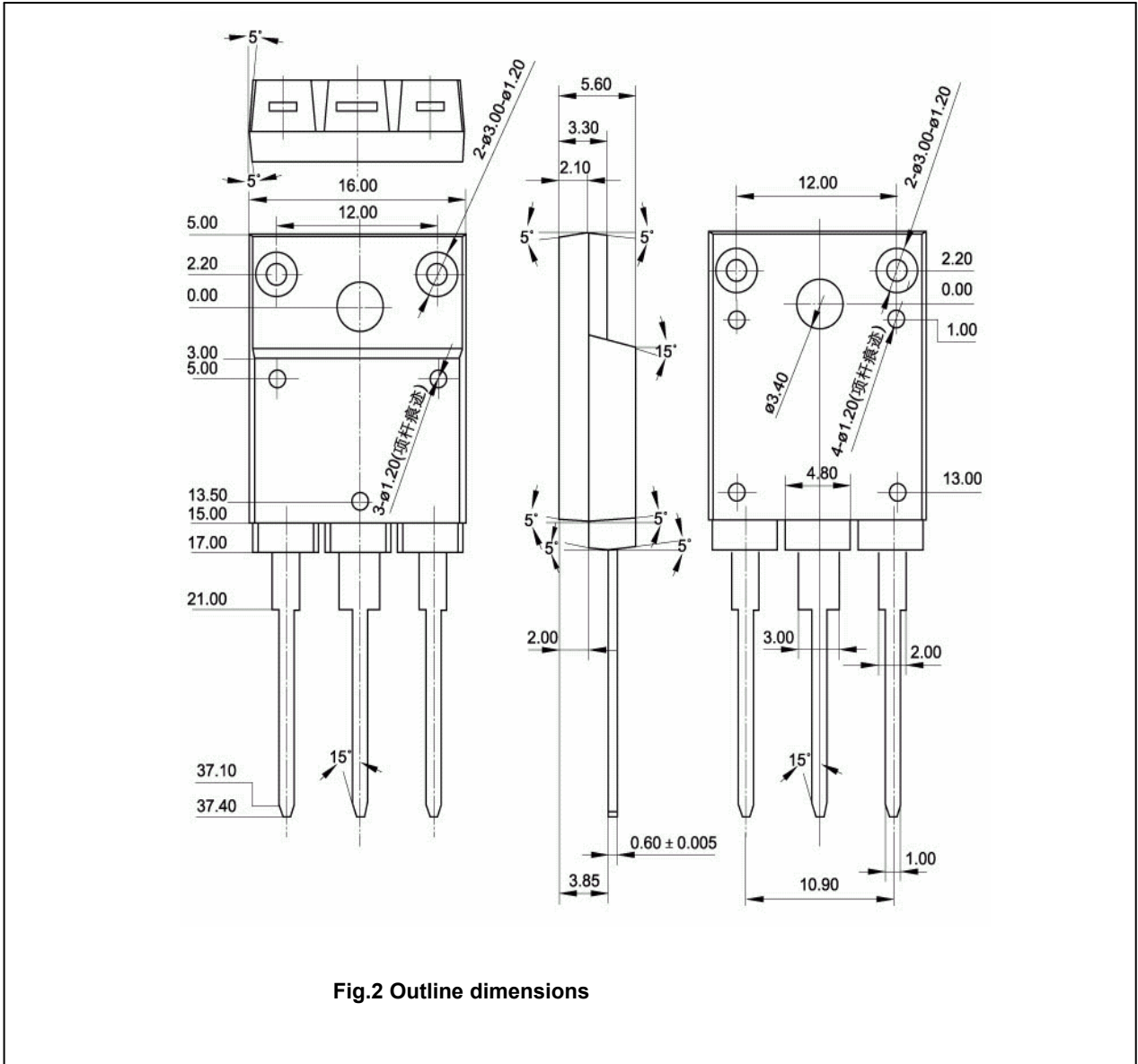


Fig.2 Outline dimensions

Silicon NPN Power Transistors

2SC4924

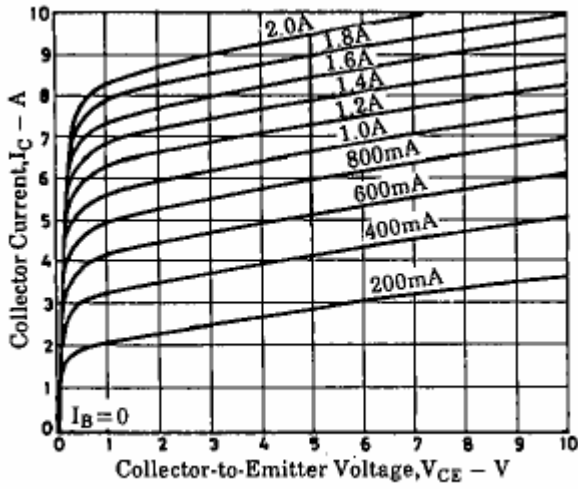


Fig.3 Static Characteristic

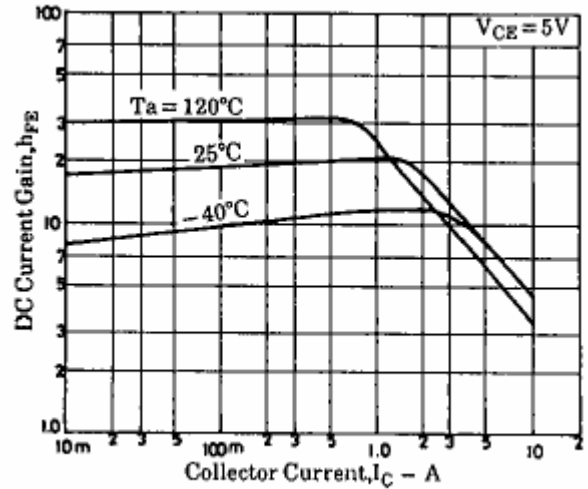


Fig.4 DC current Gain

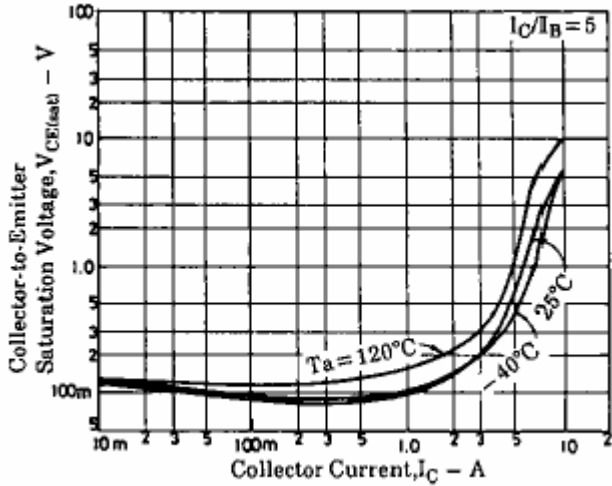


Fig.5 Collector-Emmitter Saturation Voltage

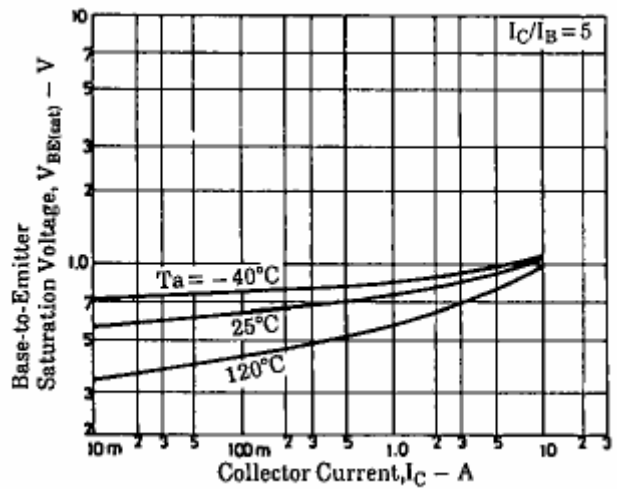


Fig.6 Base-Emmitter Saturation Voltage

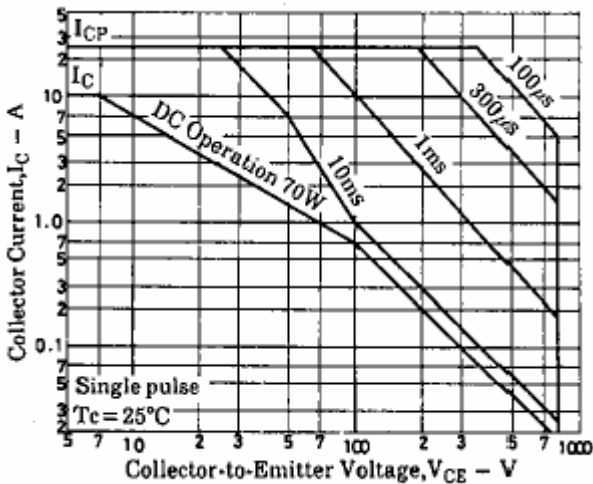


Fig.7 Safe Operating Area