


# Ersatzteilliste

## *Illustrated Parts Catalogue*



für ROTAX<sup>®</sup>-Motoren Type / for ROTAX<sup>®</sup>-engines type

**125 SENIOR MAX evo**

**125 JUNIOR MAX evo**

**125 MINI MAX evo**

**125 MICRO MAX evo**

Produktion / *Production:*  
Ausführung / *Configuration:*

2019  
36.0125.140 **Senior MAX evo**  
36.0125.130 **Junior MAX evo**  
36.0125.137 **Micro MAX evo**

Nr. / *No.:*  
Ausgabe / *Edition:*

1816  
03 2019

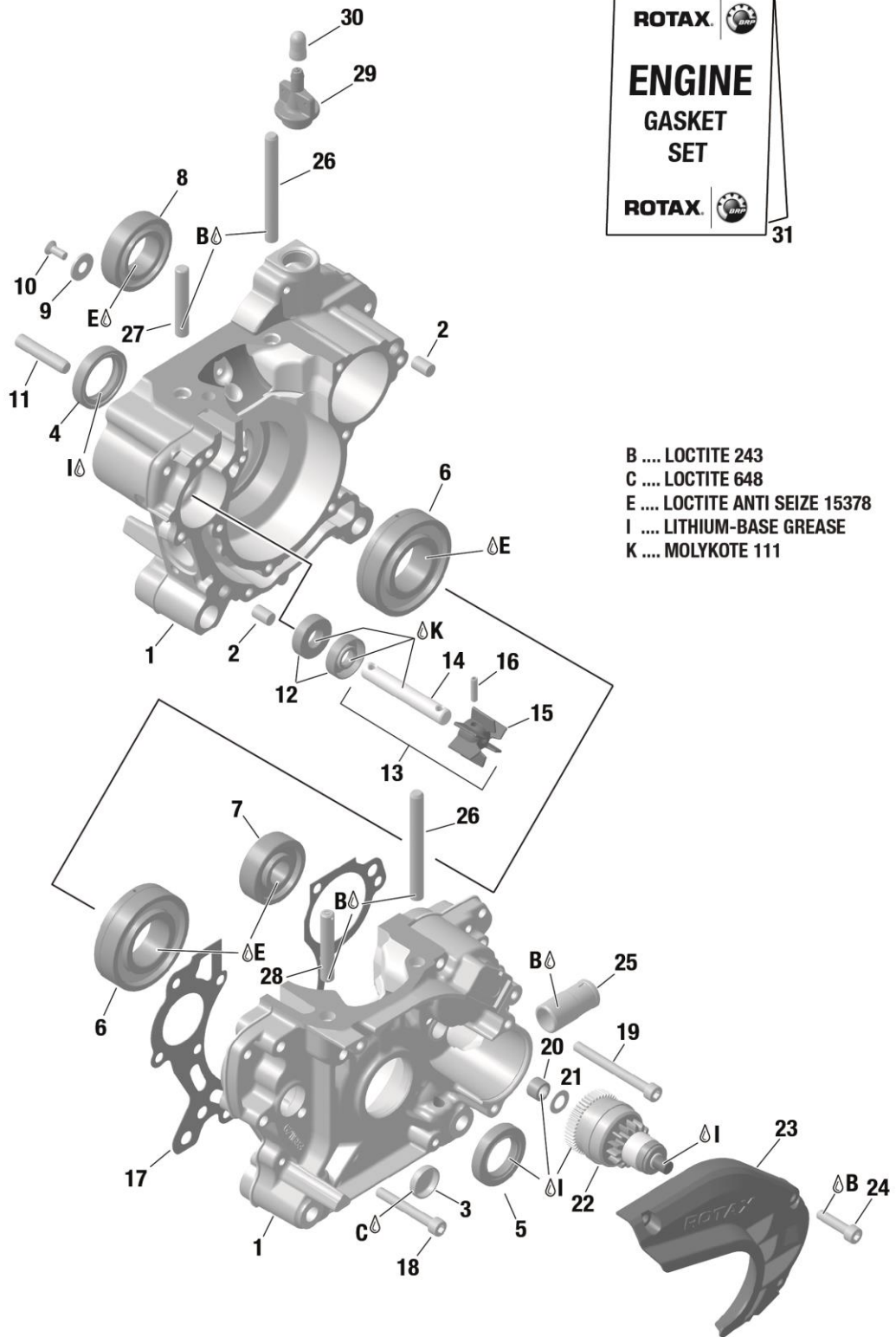
BRP-Rotax empfiehlt Produkte der Marken:

BRP-Rotax recommends products of following brands:
















## TABLE OF CONTENTS












1	KURBELGEHÄUSE, WASSERPUMPE, E-STARTER TRIEB, KETTENSCHUTZ .....	5
	CRANKCASE, WATER PUMP, E-STARTER DRIVE, CHAIN GUARD .....	5
2	KURBELWELLE, KOLBEN, AUSGLEICHSWELLE, AUSGLEICHSTRIEB, WASSERPUMPENTRIEB, GETRIEBEDECKEL.....	9
	CRANKSHAFT, PISTON, BALANCE SHAFT, BALANCE DRIVE, WATER PUMP DRIVE, GEARBOX COVER .....	9
3	ZYLINDER .....	13
	CYLINDER.....	13
4	E - RAVE.....	19
	E - RAVE.....	19
5	FLIEHKRAFTKUPPLUNG, KETTENRAD .....	25
	CENTRIFUGAL CLUTCH, SPROCKET .....	25
6	ZÜNDANLAGE, E-STARTER, BATTERIE, STEUERGERAET.....	33
	IGNITION UNIT, E-STARTER, BATTERY, ELECTRONIC BOX .....	33
7	BATTERIE, LADEGERÄT .....	39
	BATTERY, BATTERY CHARGER.....	39
8	KABELBAUM .....	41
	WIRING HARNESS .....	41
9	VERGASER, DICHTUNGSSATZ (VERGASER), KRAFTSTOFFPUMPE, REPARATURSATZ (KRAFTSTOFFPUMPE), KRAFTSTOFFSCHLAUCH, GASSEILZUG .....	45
	CARBURETTOR, GASKET SET (CARBURETTOR), FUEL PUMP, REPAIR SET (FUEL PUMP) FUEL TUBE, CABLE BOWDEN .....	45
10	KÜHLER, KÜHLERABSTÜTZUNG .....	51
	RADIATOR, SUPPORT FOR RADIATOR.....	51
11	ANSAUGGERÄUSCHDÄMPFER, HALTEWINKEL .....	55
	INTAKE SILENCER, SUPPORT BRACKET .....	55
12	AUSPUFFANLAGE.....	57
	EXHAUST SYSTEM .....	57
13	EVO AUFRÜSTSATZ ZÜNDUNG .....	61
	EVO UPGRADE KIT IGNITION.....	61
14	EVO AUFRUESTSATZ E-RAVE .....	63
	EVO UPGRADE KIT E-RAVE.....	63
15	WERKZEUGE.....	67
	REPAIR TOOLS .....	67
16	PRÜFWERKZEUGE.....	71
	SCRUTINEERING TOOLS.....	71
17	ZUBEHÖR .....	75
	ACCESSORIES .....	75












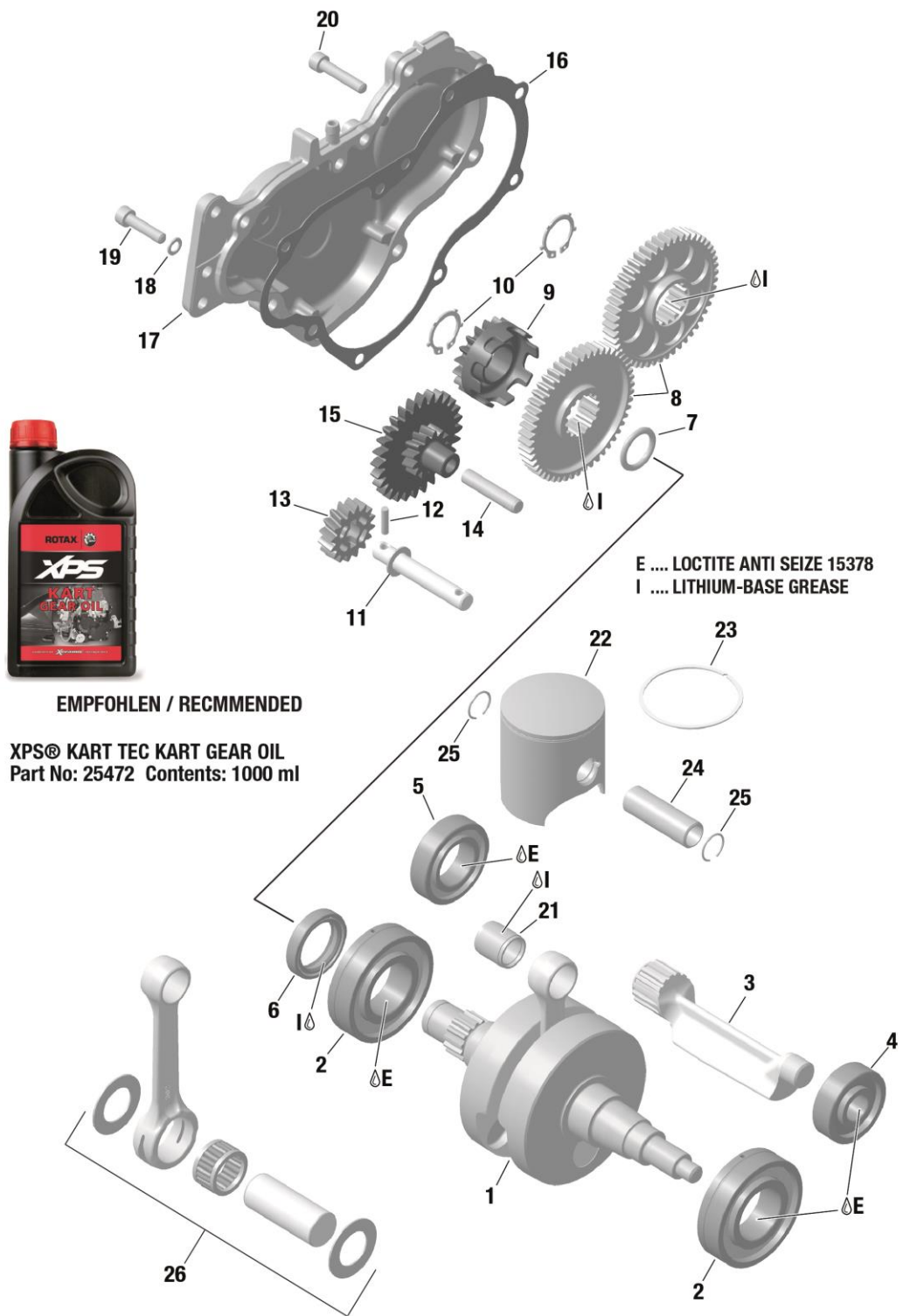
## Kapitel 1 / Chapter 1

**KURBELGEHÄUSE, WASSERPUMPE, E-STARTER TRIEB, KETTENSCHUTZ  
CRANKCASE, WATER PUMP, E-STARTER DRIVE, CHAIN GUARD**

BILD-NR. ILL.NO.	TEILE-NR. PART-NO.	BEZEICHNUNG DESCRIPTION	STÜCK QTY.	BARCODE BAR CODE
1-3	295 915	GEHAEUSE KPL. CRANK CASE ASSY. <i>Schwarz/ Black coated</i>	1	
2	632 010	ZYLINDERROLLE 8X12 DIN 5402 PIN 8X12 DIN 5402	2	
3	427 572	VERSCHLUSSDECKEL 20 DIN 443 VZD B 20 COVER 20 DIN 443 VZD B 20	1	
4	230 425	WD-RING AS 28X38X7 NBR OIL SEAL AS 28X38X7 NBR	1	
5	930 675	WD-RING AS 25X38X7 NBR OIL SEAL AS 25X38X7 NBR	1	
6	832 533	RK-LAGER 6206 TVH C4M BALL BEARING 6206 TVH C4M 30-62-16	2	
7	232 291	RK-LAGER 6302 TN9/C3 BALL BEARING 6302 TN9C3/15-42-13	1	
8	232 341	RK-LAGER 6005 TNH C3 BALL BEARING 6005 E C3/ 25-47-12	1	
9	227 280	HALTESCHEIBE THRUST WASHER	1	
10	940 316	SENKSCHRAUBE M5X12 DIN 965-5.8 COUNTERSUNK SCREW M5X12-5.8 <i>Anzugsdrehmoment 6 NM</i> <i>Tightening torque 6 NM</i>	1	
11	229 380	ZYLINDERSTIFT 8 KLEIN M6X40 LOCATING PIN 8 SMALL M6X40	1	
12	230 195	WD-RING A 10X26X7 NBR OIL SEAL A 10X26X7 NBR	2	
13-16	220 515	WASSERPUMPENWELLE KPL. WATERPUMP SHAFT ASSY.	1	
14	-xxx-	WASSERPUMPENWELLE PUMP SHAFT	1	

15	-xxx-	LAUFRAD IMPELLER	1	
16	229 200	SPANNSTIFT 4X16 DOWEL 4X16	1	
17	650 494	DICHTUNG GASKET	1	
18	241 823	ZYL.SCHRAUBE ISO 4762 - M6x45 - 8.8 ALLEN SCREW ISO 4762 - M6x45 - 8.8 <i>Anzugsdrehmoment 10 NM</i> <i>Tightening torque 10 NM</i>	8	
19	240 371	ZYL.SCHRAUBE M6X60 DIN 912 ALLEN SCREW M6X60 <i>Anzugsdrehmoment 10 NM</i> <i>Tightening torque 10 NM</i>	2	
20	232 276	NADELHUELSE 8X12X8 NEEDLE BUSHING 8X12X8	1	
21	227 945	ANLAUFSCHEIBE 8,5/15/0,5 THRUST WASHER 8,5/15/0,5	1	
22	294 812	STARTERGETRIEBE KPL. STARTER REDUCTION GEAR ASSY.	1	
23	260 772	KETTENSCHUTZ CHAIN PROTECTION	1	
24	840 861	ZYL.SCHRAUBE M6X25 DIN 912 ALLEN SCREW M6X25 DIN 912 <i>Anzugsdrehmoment 5 NM</i> <i>Tightening torque 5 NM</i>	3	
25	224 094	ABLAUFROHR TUBE	1	
26	940 787	STIFTSCHRAUBE M8X57/20 STUD M8X57/20 <i>Anzugsdrehmoment 5 NM</i> <i>Tightening torque 5 NM</i>	2	
27	241 386	STIFTSCHRAUBE M8X28/20 STUD M8X28/20 <i>Mit Bohrung, zum Versiegeln des Motors</i> <i>With hole, for sealing the engine</i> <i>Anzugsdrehmoment 5 NM</i> <i>Tightening torque 5 NM</i>	1	

28	241 381	STIFTSCHRAUBE M8X28/20 STUD M8X28/20 <i>Anzugsdrehmoment 5 NM</i> <i>Tightening torque 5 NM</i>	1	
29	241 925	ENTLUEFTUNGSSCHRAUBE M18X1,5 AIR VENT SCREW M18X1,5	1	
30	960 770	VERSCHLUSSKAPPE 6,5/10X17 CLOSURE CAP FOR IMPULSE JOINT	1	
31	296 160	MOTORDICHTSATZ ENGINE GASKET SET ASSY. <i>WD-Ring (KAP. 04, POS.8) nicht enthalten</i> <i>Oil seal (Chap. 04, Pos. 8) not included</i>	1	
B	897 651	LOCTITE 243 BLUE, 10 CC.	AS REQ.	
C	899 788	LOCTITE 648 GREEN, 5 GR.	AS REQ.	
E	297 434	LOCTITE ANTI SEIZE 15378 50 ML.	AS REQ.	
I	897 330	LITHIUM-BASE GREASE, 250 GR.,	AS REQ.	
K	897 161	MOLYKOTE 111, 100 GR	AS REQ.	



EMPFOHLEN / RECOMMENDED










XPS® KART TEC KART GEAR OIL  
Part No: 25472 Contents: 1000 ml

E .... LOCTITE ANTI SEIZE 15378  
I .... LITHIUM-BASE GREASE








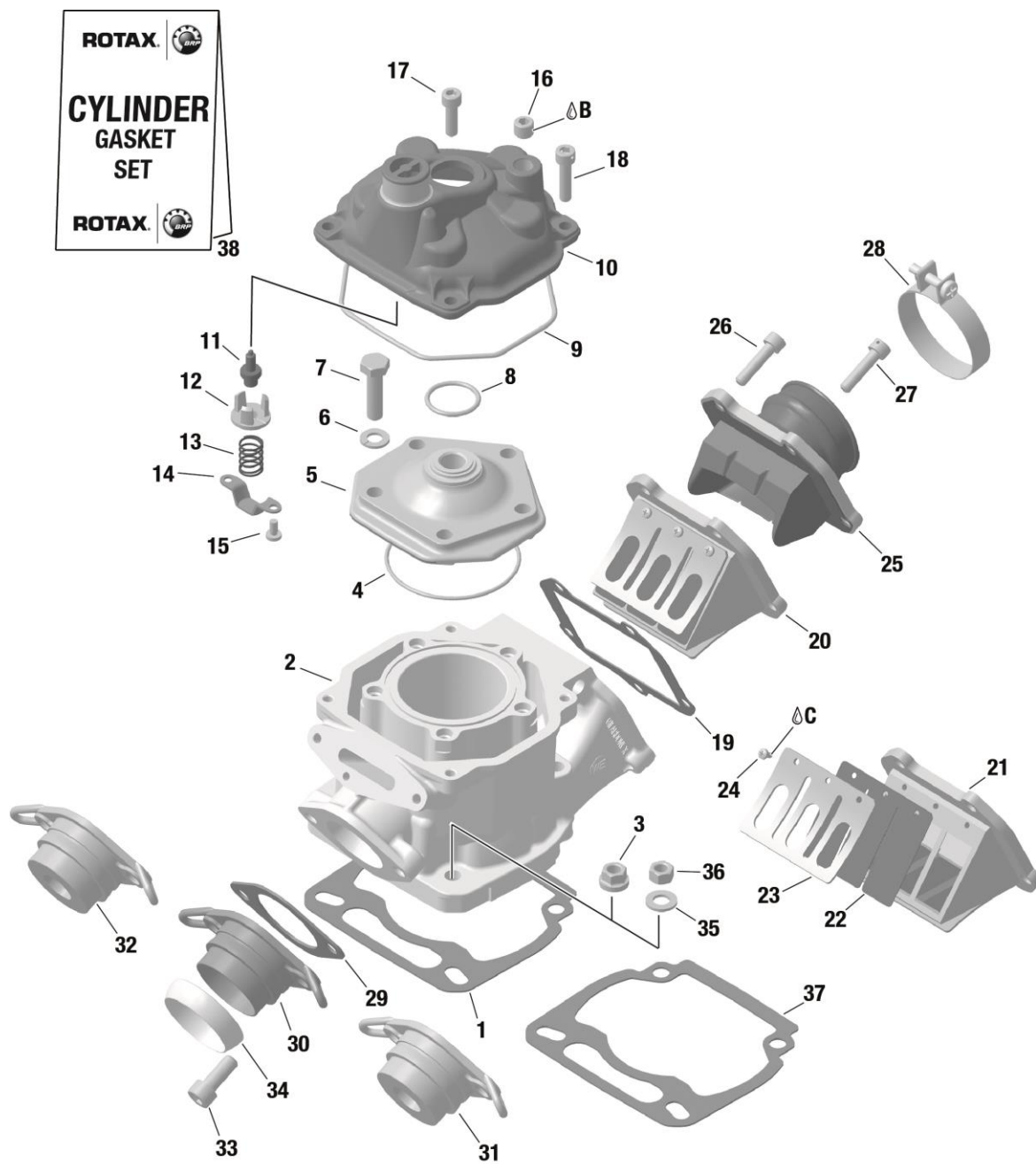
## Kapitel 2 / Chapter 2

**KURBELWELLE, KOLBEN, AUSGLEICHSWELLE,  
AUSGLEICHSTRIEB, WASSERPUMPENTRIEB, GETRIEBEDECKEL  
CRANKSHAFT, PISTON, BALANCE SHAFT  
BALANCE DRIVE, WATER PUMP DRIVE, GEARBOX COVER**

BILD-NR. ILL.NO.	TEILE-NR. PART-NO.	BEZEICHNUNG DESCRIPTION	STÜCK QTY.	BARCODE BAR CODE
1	685 096	KURBELWELLE-KPL. CRANKSHAFT ASSY.	1	
2	-xxx-	RK-LAGER 6206 TVH C4M BALL BEARING 6206 TVH C4M <i>Siehe Kap. 1, Pos. 6</i> <i>See Chap. 1, Pos. 6</i>	2	
3	237 948	AUSGLEICHSWELLE BALANCE SHAFT	1	
4	-xxx-	RK-LAGER 6302 TN9/C3 BALL BEARING 6302 TN9/C3 <i>Siehe Kap. 1, Pos. 7</i> <i>See Chap. 1, Pos. 7</i>	1	
5	-xxx-	RK-LAGER 6005 TNH C3 BALL BEARING 6005 TNH C3 <i>Siehe Kap. 1, Pos. 8</i> <i>See Chap. 1, Pos. 8</i>	1	
6	-xxx-	WD-RING AS 28X38X7 NBR OIL SEAL AS 28X38X7 NBR <i>Siehe Kap. 1, Pos. 4</i> <i>See Chap. 1, Pos. 4</i>	1	
7	430 460	O-RING DIN 3771-18X3,5-N, NBR 70 O-RING 18X3,5	1	
8	234 435	AUSGLEICHSRAD 50 Z BALANCE GEAR 50 T	2	
9	635 850	WASSERPUMPENRAD 19 Z WATER PUMP GEAR 19 T	1	
10	945 664	SICHERUNGSRING DIN 983-20X1,2 RETAINING RING WITH LUG DIN 983-20X1,2	2	
11	827 590	ANLAUFSCHEIBE 10,1/17/1 THRUST WASHER 10,1/17/1	1	
12	232 731	NADELROLLE 4X15,8 G3 DIN 5402 NEEDLE PIN 4X15,8 G3 DIN 5402	1	
13	234 415	WASSERPUMPENRITZEL 16 Z WATER PUMP PINION 16 T	1	












14	-xxx-	ZYLINDERSTIFT 8 KLEIN M6X40 LOCATING PIN 8 SMALL M6X40 <i>Siehe Kap. 1, Pos. 11</i> <i>See Chap. 1, Pos. 11</i>	1	
15	634 035	WASSERPUMPENZWISCHENRAD 28/13Z IDLE GEAR 28/13 T.	1	
16	650 476	DICHTUNG GASKET	1	
17	211 875	GETRIEBEBEDECKEL GEAR COVER <i>Schwarz/ Black coated</i>	1	
18	230 415	DICHTRING A 6X10 DIN 7603 SEALING RING A 6X10 DIN 7603	1	
19	840 861	ZYL.SCHRAUBE M6X25 DIN 912 ALLEN SCREW M6X25 DIN 912 <i>Anzugsdrehmoment 10 NM</i> <i>Tightening torque 10 NM</i>	6	
20	840 880	ZYL.SCHRAUBE M6X30 DIN 912 ALLEN SCREW M6X30 DIN 912 <i>Anzugsdrehmoment 10 NM</i> <i>Tightening torque 10 NM</i>	2	
21	932 027	KOLBENBOLZENKAEFIG K 15X19X20 NEEDLE CAGE K 15X19X20	1	
22-23	295 511	KOLBEN KPL. 53,94 MM PISTON ASSY. 53,94 MM <i>Standard</i>	1	
22-23	295 512	KOLBEN KPL. 53,95 MM PISTON ASSY. 53,95 MM <i>Standard</i>	1	
22-23	295 513	KOLBEN KPL. 53,96 MM PISTON ASSY. 53,96 MM <i>Standard</i>	1	
22-23	295 514	KOLBEN KPL. 53,97 MM PISTON ASSY. 53,97 MM <i>Übermass</i> <i>Oversize</i>	1	
22-23	295 515	KOLBEN KPL. 53,98 MM PISTON ASSY. 53,98 MM <i>Übermass</i> <i>Oversize</i>	1	













23	215 548	R-RING IS2-54/49,4X1 RECTANGULAR RING IS2-54/49,4X1 <i>Original mit ROTAX Logo</i> <i>Original with ROTAX logo</i>	1	
24	216 135	KOLBENBOLZEN 15X10/12X45,6 PISTON PIN 15X10/12,5X45,6	1	
25	945 635	NULLHAKENRING 15 CIRCLIP 15 <i>Nur einmal verwendbar</i> <i>Use only once</i>	2	
26	685 011	KURBELWELLESATZ CRANKSHAFT REPAIR KIT	1	
E	297 434	LOCTITE ANTI SEIZE 15378 50 ML.	AS REQ.	
I	897 330	LITHIUM-BASE GREASE, 250 GR.,	AS REQ.	





















## Kapitel 3 / Chapter 3

ZYLINDER  
CYLINDER

BILD-NR. ILL.NO.	TEILE-NR. PART-NO.	BEZEICHNUNG DESCRIPTION	STÜCK QTY.	BARCODE BAR CODE
1	650 480	DICHTUNG 0,3 GASKET 0,3 MM	N. BED. AS REQ.	
1	650 483	DICHTUNG 0,4 GASKET 0,4 MM	N. BED. AS REQ.	
1	650 481	DICHTUNG 0,5 GASKET 0,5 MM	N. BED. AS REQ.	
1	650 482	DICHTUNG 0,8 GASKET 0,8 MM	N. BED. AS REQ.	
1	431 337	DICHTUNG 0,2 GASKET 0,2 MM <i>Gasket for racing purpose only To ensure proper sealing please use Silicone Compound Grease 897061</i>	N. BED. AS REQ.	
2	613 372	ZYLINDER NI SI C BESCHICHTET CYLINDER NI SI C PLATED <i>Nur für Motor-Ausführung 125 MAX For engine configuration 125 MAX only A: 54,000 - 54,010 MM AB: 54,010 - 54,015 MM B: 54,015 - 54,025 MM</i>	1	
2	223 991	ZYLINDER NI SI C BESCHICHTET CYLINDER NI SI C PLATED <i>Single Core/ Digital Print Nur für Motor-Ausführung 125 JUNIOR / MINI MAX / MICRO MAX For engine configuration 125 JUNIOR / MINI MAX / MICRO MAX only A: 54,000 - 54,010 MM AB: 54,010 - 54,015 MM B: 54,015 - 54,025 MM</i>	1	
3	242 707	BUNDMUTTER M8 COLLAR NUT M8 <i>Anzugsdrehmoment 24 NM Tightening torque 24 NM</i>	4	
4	250 160	O-RING DIN 3771-64X2-N, FPM 75 O-RING 64X2	1	
5	223 386	BRENNRAUMEINSATZ COMBUSTION CHAMBER INSERT	1	
6	945 752	FEDERRING DIN 128-A8-FST LOCK WASHER A8	5	

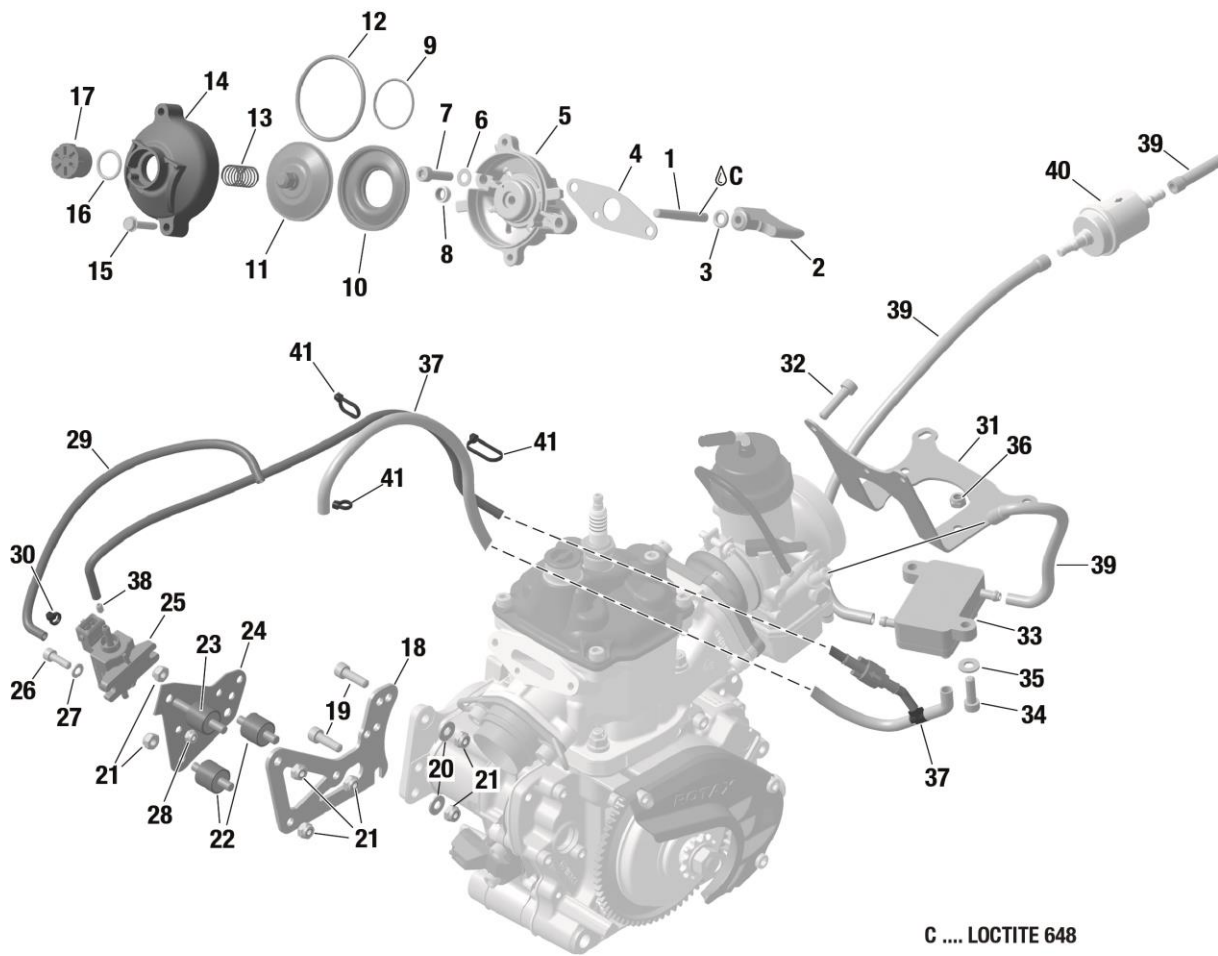
7	940 487	SK-SCHRAUBE M8X30 DIN 933, 10.9 HEX.SCREW M8X30 DIN 933, 10.9 <i>Anzugsdrehmoment 30 NM</i> <i>Tightening torque 30 NM</i>	5	
8	430 782	O-RING DIN 3771-23,3X2,4-N, MVQ 60 O-RING DIN 3771-23,3X2,4-N, MVQ 60	1	
9	250 280	O-RING DIN 3771-105X2,5-N, NBR 70 O-RING 105X2,5	1	
10	613 104	ZYLINDERKOPFDECKEL ROT CYLINDER HEAD COVER RED	1	
11	222 125	THERMOSTAT 45 GRAD THERMOSTAT, 45 DEGR. <i>Optional</i>	1	
12	222 175	VENTILTELLER THERMOSTAT HOLDER <i>Optional</i>	1	
13	239 950	DRUCKFEDER COMPRESSION SPRING <i>Optional</i>	1	
14	222 202	THERMOSTATBUEGEL THERMOSTAT RETAINING BRACKET <i>Optional</i>	1	
15	240 195	TAPTITE-SCHRAUBE M4X8 TAPTITE-SCREW M4X8 <i>Anzugsdrehmoment 3 NM</i> <i>Tightening torque 3 NM</i> <i>Optional</i>	2	
16	641 323	VERSCHLUSSSCHRAUBE M10X1 DIN 906 - MK PLUG SCREW M10X1 DIN 906 - MK <i>Anzugsdrehmoment 10 NM</i> <i>Tightening torque 10 NM</i>	1	
17	241 935	ZYL.SCHRAUBE ISO 4762 - M6x20 - 8.8 ALLEN SCREW ISO 4762 - M6x20 - 8.8 <i>Anzugsdrehmoment 10 NM</i> <i>Tightening torque 10 NM</i>	3	
18	641 361	ZYL.SCHRAUBE M6X25 ALLEN SCREW M6X25 <i>Mit Bohrung zum Versiegeln des Motors</i> <i>With hole for sealing the engine</i> <i>Anzugsdrehmoment 10 NM</i> <i>Tightening torque 10 NM</i>	1	

19	250 521	DICHTUNG GASKET	1	
20 - 24	224 389	VENTILTRAEGER KPL. REED VALVE ASSY.	1	
21	-xxx-	VENTILTRAEGER REED VALVE	1	
22	224 430	BLATTVENTIL REED PETAL	2	
23	-xxx-	VENTILANSCHLAG REED VALVE STOP	2	
24	240 351	LINSENSCHRAUBE M3X6 DIN 7985 OVAL HEAD SCREW M3X6 DIN 7985 <i>Anzugsdrehmoment 1,5-2 NM</i> <i>Tightening torque 1,5-2 NM</i>	6	
25	267 916	VERGASERSTUTZEN 42,5 MM CARBURETOR FLANGE 42,5 MM	1	
26	840 861	ZYL.SCHRAUBE M6X25 DIN 912 ALLEN SCREW M6X25 DIN 912 <i>Anzugsdrehmoment 7 NM</i> <i>Tightening torque 7 NM</i>	4	
27	641 361	ZYL.SCHRAUBE M6X25 ALLEN SCREW M6X25 <i>Mit Bohrung zum Versiegeln des Motors</i> <i>With hole for sealing the engine</i> <i>Anzugsdrehmoment 7 NM</i> <i>Tightening torque 7 NM</i>	1	
28	251 850	SCHLAUCHSCHELLE 51 HOSE CLAMP 51 <i>Anzugsdrehmoment 10 NM</i> <i>Tightening torque 10 NM</i>	1	
29	250 271	DICHTUNG GASKET	1	
30	273 190	AUSPUFFSTUTZEN KPL. EXHAUST SOCKET ASSY. <i>Durchmesser 37 MM</i> <i>Diameter 37 MM</i> <i>Standard</i> <i>Nur für 125 JUNIOR MAX evo/ MAXevo</i> <i>For 125 JUNIOR MAX evo / MAX evo only</i>	1	

31	273 194	AUSPUFFSTUTZEN 20MM MINI EXHAUST SOCKET 20MM MINI <i>Durchmesser 20 MM</i> <i>Diameter 20 MM</i> <i>Nur für 125 MINI MAX evo</i> <i>For 125 MINI MAX evo only</i>	1	
32	273 192	AUSPUFFSTUTZEN KPL. EXHAUST SOCKET ASSY. <i>Durchmesser 18 MM</i> <i>Diameter 18 MM</i> <i>Nur für 125 MICRO MAX evo</i> <i>For 125 MICRO MAX evo only</i>	1	
33	240 072	ZYL.SCHRAUBE ISO 4762 - M8x20 - 8.8 ALLEN SCREW ISO 4762 - M8x20 - 8.8 <i>Anzugsdrehmoment 20 NM</i> <i>Tightening torque 20 NM</i>	2	
34	450 360	AUSPUFFDICHTUNG EXHAUST GASKET	1	
37	626 420	DROSSELBLECH RESTRICTION PLATE <i>Nur für 125 MICRO MAX evo und 125 MINI MAX evo</i> <i>For 125 MICRO MAX evo and 125 MINI MAX evo only</i>	1	
38	296 161	DICHTUNGSSATZ ZYLINDER GASKET SET ASSY. CYLINDER <i>WD-Ring (Kap. 4, Pos. 8) im Dichtungssatz nicht enthalten</i> <i>Oil seal (Chap. 4, Pos. 8) not included in gasket kit</i>	1	
B	897 651	LOCTITE 243 BLUE, 10 CC.	AS REQ.	
C	899 788	LOCTITE 648 GREEN, 5 GR.	AS REQ.	







43
















42





















44

## Kapitel 4 / Chapter 4

E - RAVE  
E - RAVE

BILD-NR. ILL.NO.	TEILE-NR. PART-NO.	BEZEICHNUNG DESCRIPTION	STÜCK QTY.	BARCODE BAR CODE
1-17	-xxx-	NUR FÜR 125 MAX evo FOR 125 MAX evo ONLY		
1	441 358	STIFTSCHRAUBE M6X52,5 MK STUD M6X52,5 MK <i>Anzugsdrehmoment 10 NM</i> <i>Tightening torque 10 NM</i>	1	
2	253 725	AUSLASSSCHIEBER EXHAUST VALVE	1	
3	230 261	O-RING DIN 3771-6X2,5 NBR 70 ROT O-RING 6X2,5 NBR 70 RED	1	
4	250 231	DICHTUNG GASKET	1	
5	253 385	SCHIEBERSTANGENFUEHRUNG KPL. VALVE ROD HOUSING KPL.	1	
6	845 020	FEDERSCHEIBE B6 DIN 137 SPRING WASHER B6	2	
7	840 861	ZYL.SCHRAUBE M6X25 DIN 912 ALLEN SCREW M6X25 DIN 912 <i>Anzugsdrehmoment 10 NM</i> <i>Tightening torque 10 NM</i>	2	
8	930 500	WD-RING AOF 6X11X3/4,5 NBR OIL SEAL 6X11X3/4,5	1	
9	838 255	SCHLAUCHFEDER 70-1,7-0,3 HOSE SPRING 70-1,7-0,3	1	
10	260 723	SCHIEBERBALG BELLOW	1	
11	854 440	SCHIEBERKOLBEN EXHAUST VALVE PISTON <i>Anzugsdrehmoment 1-2 NM</i> <i>Tightening torque 1-2 NM</i>	1	
12	939 280	SCHLAUCHFEDER 134-3,0-0,65 HOSE SPRING 134-3,0-0,65	1	
13	239 952	DRUCKFEDER DM13,2 D0,8 L48,5 COMPRESSION SPRING 48,5/0,8 MM	1	

14	911 559	SCHIEBERABDECKUNG VALVE COVER	1	
15	241 270	TAPTITE-SCHRAUBE M5X25 TAPTITE-SCREW M5X25	2	
16	430 220	O-RING DIN 3771-15,9X2,3-N, NBR 70 O-RING 15,9-2,3	1	
17	241 220	EINSTELLSCHRAUBE ADJUSTMENT SCREW	1	
18	651 935	HALTEBLECH RETAINING PLATE	1	
19	241 935	ZYL.SCHRAUBE ISO 4762 - M6x20 - 8.8 ALLEN SCREW ISO 4762 - M6x20 - 8.8 <i>Anzugsdrehmoment 10NM</i> <i>Tightening torque 10NM</i>	2	
20	244 211	SCHEIBE 6,4 DIN 134 WASHER 6,4 DIN 134	2	
21	842 041	SICHERUNGSMUTTER DIN 985-M6 -6.6 LOCK NUT M6 - 6.6	7	
22	660 522	RUNDPUFFER 18X15XM6 RUBBER BUFFER 18X15XM6	2	
23	660 520	RUNDPUFFER 18X15XM6 RUBBER BUFFER 18X15XM6	1	
24	651 925	TRAEGERPLATTE MOUNTING PLATE	1	
25	664 630	MAGNETVENTIL SOLENOID VALVE	1	
26	840 514	ZYL.SCHRAUBE ISO 4762 - M5x16 - 8.8 ALLEN SCREW ISO 4762 - M5x16 - 8.8	2	
27	927 574	SCHEIBE 5,3 DIN 125 WASHER 5,3 -400	2	
28	842 032	SICHERUNGSMUTTER DIN 985-M5-6.6 LOCK NUT M5-6.6	2	
29	660 574	DRUCKLEITUNG 280 MM PRESSURE LINE 280 MM	1	

30	866 718	KABELBINDER 94X2,5 MM TIE WRAP 94x2,5 MM	1	
31	-xxx-	HALTEWINKEL SUPPORT BRACKET <i>Siehe Kap. 11, Pos. 8</i> <i>See Chap. 11, Pos. 8</i>	1	
32	-xxx-	ZYL. SCHRAUBE M6X25 ALLEN SCREW M6X25 <i>Siehe Kap. 3, Pos.26-27</i> <i>See Chap. 3, Pos. 26-27</i>	5	
33	-xxx-	MIKUMI PUMPE MIKUMI FUEL-PUMP <i>Siehe Kap. 9, Pos. 45</i> <i>See Chap. 9, Pos. 45</i>	1	
34	241 935	ZYL.SCHRAUBE ISO 4762 - M6x20 - 8.8 ALLEN SCREW ISO 4762 - M6x20 - 8.8 <i>Anzugsdrehmoment 10NM</i> <i>Tightening torque 10NM</i>	2	
35	244 211	SCHEIBE 6,4 DIN 134 WASHER 6,4 DIN 134	2	
36	842 041	SICHERUNGSMUTTER DIN 985-M6 -6.6 LOCK NUT M6 - 6.6	2	
37-38	651 010	SCHLAUCHPAKET RAVE STEUERUNG HOSE PACKAGE RAVE CONTROL UNIT	1	
38	956 305	IMPULSDROSSEL IMPULSE NOZZLE	1	
39	-xxx-	SCHLAUCH A5x8 / 2500 mm TUBE A5x8 / 2500 mm <i>Siehe Kap. 9, Pos. 50</i> <i>See Chap. 9, Pos. 50</i>	N.B. As Req.	
40	274 161	KRAFTSTOFFFILTER MIT ROTAX-AUFDRUCK FUEL FILTER WITH ROTAX PRINT	1	
41	866 714	KABELBINDER 142X3,2 MM TIE WRAP 142x3,2 MM	3	
42	281 376	UPGRADE KIT "125 MAX JUNIOR TO MAX" UPGRADE KIT "FR 125 MAX JUNIOR TO MAX" <i>Beinhaltet alle Teile um den Motor von Ausführung 125 JUNIOR MAX auf 125 MAX umzurüsten.</i> <i>Contains all parts for retrofitting engine from version 125 JUNIOR MAX to 125 MAX.</i>	N.B. As Req.	

43      281 377    UPGRADE KIT 125 MAX EVO  
UPGRADE KIT 125 MAX EVO  
*Beinhaltet alle Teile um den Motor von Ausführung 125  
JUNIOR MAX evo auf 125 MAX evo umzurüsten. (E-Rave),  
ohne Steuergerät 125 MAX evo  
Contains all parts for retrofitting engine from version 125  
JUNIOR MAX evo to 125 MAX evo. (E-rave), without E-Box  
125 MAX evo*

N.B.  
As Req.



44      281 557    NACHRUESTSATZ 125 MICRO MAX evo  
DOWNGRADE KIT 125 MICRO MAX EVO  
*Beinhaltet alle Teile um den Motor von Ausführung 125  
JUNIOR MAX evo auf 125 MICRO MAX evo umzurüsten.  
Contains all parts for retrofitting engine from version 125  
JUNIOR MAX evo to 125 MICRO MAX evo.*

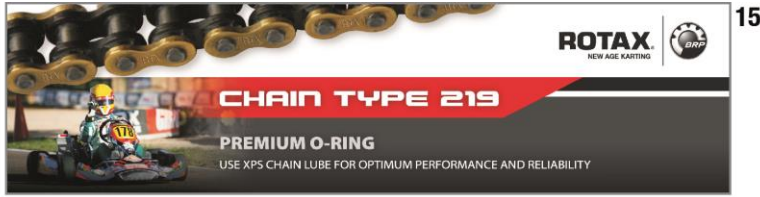


C      899 788    LOCTITE 648 GRUEN 5 ML  
LOCTITE 648 GREEN, 5 GR.

N.B.  
As Req.



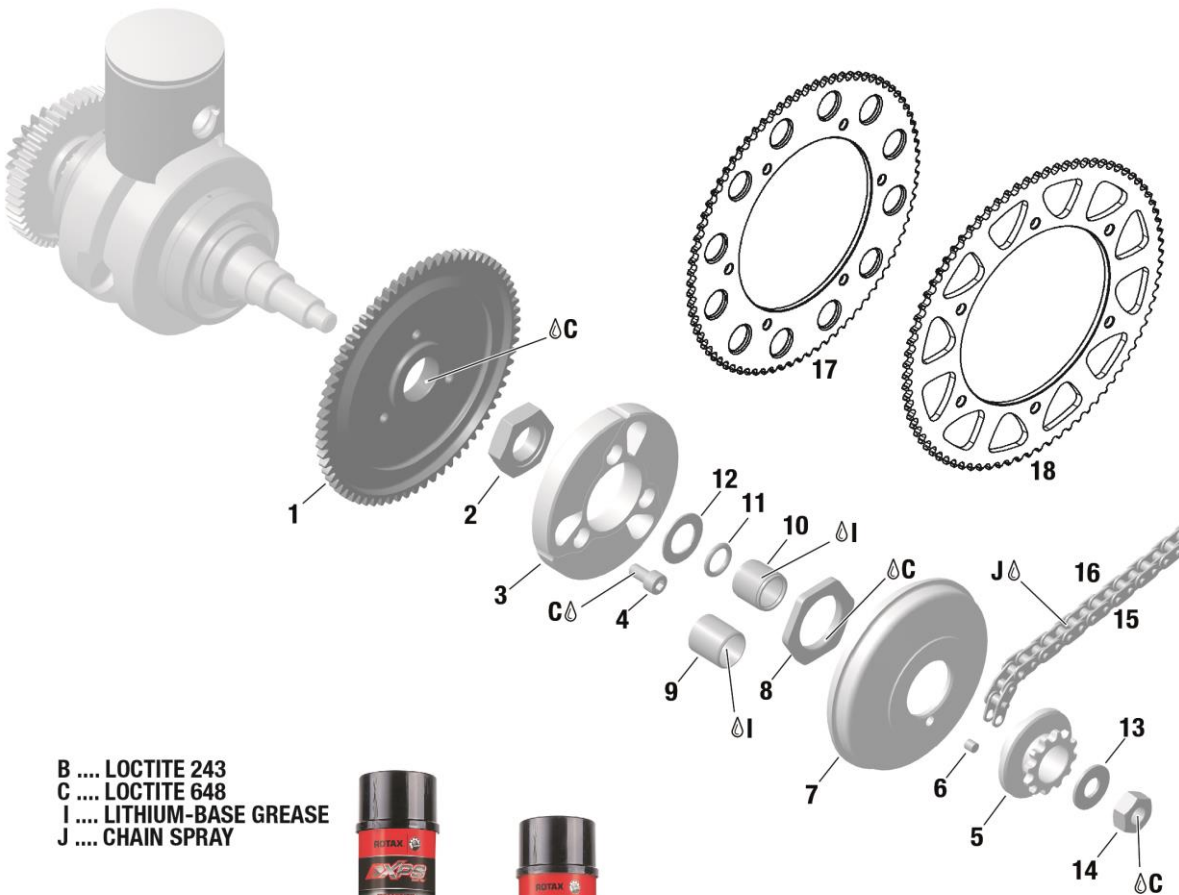




15



16



- B .... LOCTITE 243
- C .... LOCTITE 648
- I .... LITHIUM-BASE GREASE
- J .... CHAIN SPRAY



EMPFOHLEN / RECOMMENDED

XPS® KART TEC WHITE CHAIN SPRAY

Part No: 25112 Contents: 500 ml

XPS® KART TEC SYNTHETIC CHAIN SPRAY

Part No: 25108 Contents: 500 ml



19



## Kapitel 5 / Chapter 5

**FLIEHKRAFTKUPPLUNG, KETTENRAD  
CENTRIFUGAL CLUTCH, SPROCKET**

BILD-NR. ILL.NO.	TEILE-NR. PART-NO.	BEZEICHNUNG DESCRIPTION	STÜCK QTY.	BARCODE BAR CODE
1	434 840	STARTERZAHNKRANZ 70 Z STARTER GEAR 70 T	1	
2	842 319	SK-MUTTER M20X1,5 HEX. NUT M20X1,5 <i>Anzugsdrehmoment 150-10 NM</i> <i>Tightening torque 150-10 NM</i>	1	
3	659 907	KUPPLUNG CLUTCH	1	
4	840 036	ZYL.SCHRAUBE M6X12 DIN 912 ALLEN SCREW M6X12 DIN 912 <i>Anzugsdrehmoment 20NM</i> <i>Tightening torque 20NM</i>	3	
5-6	236 877	KETTENRAD 11 Z SPROCKET 11 Z <i>Optional, Original mit ROTAX Logo</i> <i>Ausführung mit Nadelkäfig (Pos. 10)</i> <i>Optional, Original with ROTAX logo</i> <i>Configuration with needle bearing (Pos. 10)</i>	1	
5-6	636 021	KETTENRAD 12 Z SPROCKET 12 Z <i>Optional, Original mit ROTAX Logo</i> <i>Ausführung mit Lagerhülse (Pos. 10)</i> <i>Optional, Original with ROTAX logo</i> <i>Configuration with plain bearing (Pos. 10)</i>	1	
5-6	636 022	KETTENRAD 13 Z SPROCKET 13 Z <i>Optional, Original mit ROTAX Logo</i> <i>Ausführung mit Nadelkäfig (Pos. 10)</i> <i>Optional, Original with ROTAX logo</i> <i>Configuration with needle bearing (Pos. 10)</i>	1	
5-6	636 023	KETTENRAD 14 Z SPROCKET 14 Z <i>Optional, Original mit ROTAX Logo</i> <i>Ausführung mit Nadelkäfig (Pos. 10)</i> <i>Optional, Original with ROTAX logo</i> <i>Configuration with needle bearing (Pos. 10)</i>	1	
5-6	636 024	KETTENRAD 15 Z SPROCKET 15 Z <i>Optional, Original mit ROTAX Logo</i> <i>Ausführung mit Nadelkäfig (Pos. 10)</i> <i>Optional, Original with ROTAX logo</i> <i>Configuration with needle bearing (Pos. 10)</i>	1	

6	232 365	ZYLINDERROLLE 5X5 DIN 5402 NEEDLE PIN 5X5	1	
7	659 939	KUPPLUNGSTROMMEL CLUTCH DRUM <i>Marked "ROTAX +"</i>	1	
7	659 937	KUPPLUNGSTROMMEL CLUTCH DRUM <i>Marked "ROTAX"</i>		
8	242 925	SK-MUTTER M28X1 HOEHE 4,6 HEX. NUT M28X1 HEIGHT 4,6 <i>Anzugsdrehmoment 120 NM</i> <i>Tightening torque 120 NM</i>	1	
9	233 855	LAGERHUELSE 15x17x17,6 PLAIN BEARING 15x17x17,6 <i>Nur für Kettenrad 11 Z</i> <i>For chain sprocket 11 T only</i>	1	
10	632 415	NADELKAEFIG K 15X19X17 NEEDLE CAGE K 15X19X17 <i>Nur für Kettenräder 12 Z, 13 Z, 14 Z, 15 Z, 16 Z</i> <i>For chain sprockets 12 T, 13 T, 14 T, 15 T, 16 T only</i>	1	
11	950 815	O-RING DIN 3771-12X2,5-N, NBR 70 O-RING DIN 3771-12X2,5-N, NBR 70	1	
12	927 057	ANLAUFSCHEIBE 15,2/25/1 THRUST WASHER 15,2/25/1	1	
13	627 340	ANLAUFSCHEIBE 10/22/1,5 THRUST WASHER 10/22/1,5 <i>Für Kettenräder mit 12-16 Zähnen</i> <i>For chain sprockets with 12-16 teeth</i>	1	
13	627 345	ANLAUFSCHEIBE 10/19/1,5 THRUST WASHER 10/19/1,5 <i>Nur für Kettenräder mit 11 Zähnen</i> <i>For chain sprockets with 11 teeth only.</i>	1	
14	942 951	SK-MUTTER ISO 8673 - M10X1 - 8 HEX. NUT ISO 8673 - M10X1 - 8 <i>Anzugsdrehmoment 35 NM</i> <i>Tightening torque 35 NM</i>	1	
15	582 470	KART KETTE O-RING 219/98 GLIEDER KART CHAIN O-RING 219/98 LINKS	1	
15	582 471	KART KETTE O-RING 219/100 GLIEDER KART CHAIN O-RING 219/100 LINKS	1	

15	582 472	KART KETTE O-RING 219/102 GLIEDER KART CHAIN O-RING 219/102 LINKS	1	
15	582 473	KART KETTE O-RING 219/104 GLIEDER KART CHAIN O-RING 219/104 LINKS	1	
15	582 474	KART KETTE O-RING 219/106 GLIEDER KART CHAIN O-RING 219/106 LINKS	1	
15	582 475	KART KETTE O-RING 219/108 GLIEDER KART CHAIN O-RING 219/108 LINKS	1	
15	582 476	KART KETTE O-RING 219/110 GLIEDER KART CHAIN O-RING 219/110 LINKS	1	
15	582 477	KART KETTE O-RING 219/112 GLIEDER KART CHAIN O-RING 219/112 LINKS	1	
15	582 478	KART KETTE O-RING 219/114 GLIEDER KART CHAIN O-RING 219/114 LINKS	1	
16	582 458	KART KETTE 219/94 GLIEDER KART CHAIN 219/94 LINKS	1	
16	582 459	KART KETTE 219/96 GLIEDER KART CHAIN 219/96 LINKS	1	
16	582 460	KART KETTE 219/98 GLIEDER KART CHAIN 219/98 LINKS	1	
16	582 461	KART KETTE 219/100 GLIEDER KART CHAIN 219/100 LINKS	1	
16	582 462	KART KETTE 219/102 GLIEDER KART CHAIN 219/102 LINKS	1	
16	582 463	KART KETTE 219/104 GLIEDER KART CHAIN 219/104 LINKS	1	
16	582 464	KART KETTE 219/106 GLIEDER KART CHAIN 219/106 LINKS	1	
16	582 465	KART KETTE 219/108 GLIEDER KART CHAIN 219/108 LINKS	1	
16	582 466	KART KETTE 219/110 GLIEDER KART CHAIN 219/110 LINKS	1	
16	582 467	KART KETTE 219/112 GLIEDER KART CHAIN 219/112 LINKS	1	

16	582 468	KART KETTE 219/114 GLIEDER KART CHAIN 219/114 LINKS	1	
17	436 210	219 KETTENRAD 65 Z. STD AL GOLD 219 CHAIN SPROCKET 65 TEETH STD AL GOLD	1	
17	436 211	219 KETTENRAD 66 Z. STD AL GOLD 219 CHAIN SPROCKET 66 TEETH STD AL GOLD	1	
17	436 212	219 KETTENRAD 67 Z. STD AL GOLD 219 CHAIN SPROCKET 67 TEETH STD AL GOLD	1	
17	436 213	219 KETTENRAD 68 Z. STD AL GOLD 219 CHAIN SPROCKET 68 TEETH STD AL GOLD	1	
17	436 214	219 KETTENRAD 69 Z. STD AL GOLD 219 CHAIN SPROCKET 69 TEETH STD AL GOLD	1	
17	436 215	219 KETTENRAD 70 Z. STD AL GOLD 219 CHAIN SPROCKET 70 TEETH STD AL GOLD	1	
17	436 216	219 KETTENRAD 71 Z. STD AL GOLD 219 CHAIN SPROCKET 71 TEETH STD AL GOLD	1	
17	436 217	219 KETTENRAD 72 Z. STD AL GOLD 219 CHAIN SPROCKET 72 TEETH STD AL GOLD	1	
17	436 218	219 KETTENRAD 73 Z. STD AL GOLD 219 CHAIN SPROCKET 73 TEETH STD AL GOLD	1	
17	436 219	219 KETTENRAD 74 Z. STD AL GOLD 219 CHAIN SPROCKET 74 TEETH STD AL GOLD	1	
17	436 220	219 KETTENRAD 75 Z. STD AL GOLD 219 CHAIN SPROCKET 75 TEETH STD AL GOLD	1	
17	436 221	219 KETTENRAD 76 Z. STD AL GOLD 219 CHAIN SPROCKET 76 TEETH STD AL GOLD	1	
17	436 222	219 KETTENRAD 77 Z. STD AL GOLD 219 CHAIN SPROCKET 77 TEETH STD AL GOLD	1	
17	436 223	219 KETTENRAD 78 Z. STD AL GOLD 219 CHAIN SPROCKET 78 TEETH STD AL GOLD	1	
17	436 224	219 KETTENRAD 79 Z. STD AL GOLD 219 CHAIN SPROCKET 79 TEETH STD AL GOLD	1	
17	436 225	219 KETTENRAD 80 Z. STD AL GOLD 219 CHAIN SPROCKET 80 TEETH STD AL GOLD	1	

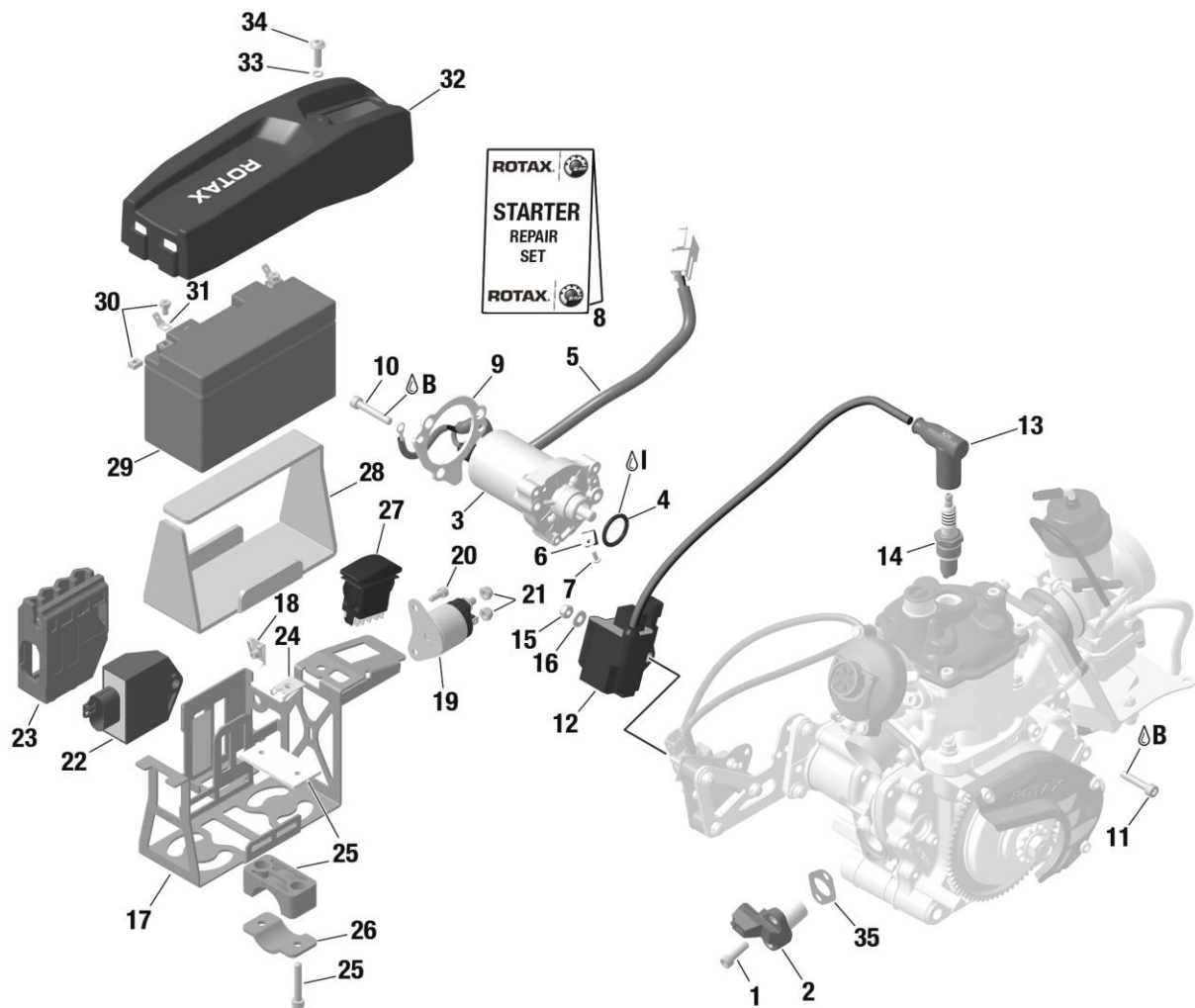
17	436 226	219 KETTENRAD 81 Z. STD AL GOLD 219 CHAIN SPROCKET 81 TEETH STD AL GOLD	1	
17	436 227	219 KETTENRAD 82 Z. STD AL GOLD 219 CHAIN SPROCKET 82 TEETH STD AL GOLD	1	
17	436 228	219 KETTENRAD 83 Z. STD AL GOLD 219 CHAIN SPROCKET 83 TEETH STD AL GOLD	1	
17	436 229	219 KETTENRAD 84 Z. STD AL GOLD 219 CHAIN SPROCKET 84 TEETH STD AL GOLD	1	
17	436 230	219 KETTENRAD 85 Z. STD AL GOLD 219 CHAIN SPROCKET 85 TEETH STD AL GOLD	1	
17	436 231	219 KETTENRAD 86 Z. STD AL GOLD 219 CHAIN SPROCKET 86 TEETH STD AL GOLD	1	
17	436 232	219 KETTENRAD 87 Z. STD AL GOLD 219 CHAIN SPROCKET 87 TEETH STD AL GOLD	1	
17	436 233	219 KETTENRAD 88 Z. STD AL GOLD 219 CHAIN SPROCKET 88 TEETH STD AL GOLD	1	
17	436 234	219 KETTENRAD 89 Z. STD AL GOLD 219 CHAIN SPROCKET 89 TEETH STD AL GOLD	1	
17	436 235	219 KETTENRAD 90 Z. STD AL GOLD 219 CHAIN SPROCKET 90 TEETH STD AL GOLD	1	
17	436 236	219 KETTENRAD 91 Z. STD AL GOLD 219 CHAIN SPROCKET 91 TEETH STD AL GOLD	1	
17	436 237	219 KETTENRAD 92 Z. STD AL GOLD 219 CHAIN SPROCKET 92 TEETH STD AL GOLD	1	
17	436 238	219 KETTENRAD 93 Z. STD AL GOLD 219 CHAIN SPROCKET 93 TEETH STD AL GOLD	1	
17	436 239	219 KETTENRAD 94 Z. STD AL GOLD 219 CHAIN SPROCKET 94 TEETH STD AL GOLD	1	
17	436 240	219 KETTENRAD 95 Z. STD AL GOLD 219 CHAIN SPROCKET 95 TEETH STD AL GOLD	1	
18	436 050	219 KETTENRAD 65 Z. HQ AL SCHWARZ 219 CHAIN SPROCKET 65 TEETH HQ AL BLACK	1	
18	436 051	219 KETTENRAD 66 Z. HQ AL SCHWARZ 219 CHAIN SPROCKET 66 TEETH HQ AL BLACK	1	

18	436 052	219 KETTENRAD 67 Z. HQ AL SCHWARZ 219 CHAIN SPROCKET 67 TEETH HQ AL BLACK	1	
18	436 053	219 KETTENRAD 68 Z. HQ AL SCHWARZ 219 CHAIN SPROCKET 68 TEETH HQ AL BLACK	1	
18	436 054	219 KETTENRAD 69 Z. HQ AL SCHWARZ 219 CHAIN SPROCKET 69 TEETH HQ AL BLACK	1	
18	436 055	219 KETTENRAD 70 Z. HQ AL SCHWARZ 219 CHAIN SPROCKET 70 TEETH HQ AL BLACK	1	
18	436 056	219 KETTENRAD 71 Z. HQ AL SCHWARZ 219 CHAIN SPROCKET 71 TEETH HQ AL BLACK	1	
18	436 057	219 KETTENRAD 72 Z. HQ AL SCHWARZ 219 CHAIN SPROCKET 72 TEETH HQ AL BLACK	1	
18	436 058	219 KETTENRAD 73 Z. HQ AL SCHWARZ 219 CHAIN SPROCKET 73 TEETH HQ AL BLACK	1	
18	436 059	219 KETTENRAD 74 Z. HQ AL SCHWARZ 219 CHAIN SPROCKET 74 TEETH HQ AL BLACK	1	
18	436 060	219 KETTENRAD 75 Z. HQ AL SCHWARZ 219 CHAIN SPROCKET 75 TEETH HQ AL BLACK	1	
18	436 061	219 KETTENRAD 76 Z. HQ AL SCHWARZ 219 CHAIN SPROCKET 76 TEETH HQ AL BLACK	1	
18	436 062	219 KETTENRAD 77 Z. HQ AL SCHWARZ 219 CHAIN SPROCKET 77 TEETH HQ AL BLACK	1	
18	436 063	219 KETTENRAD 78 Z. HQ AL SCHWARZ 219 CHAIN SPROCKET 78 TEETH HQ AL BLACK	1	
18	436 064	219 KETTENRAD 79 Z. HQ AL SCHWARZ 219 CHAIN SPROCKET 79 TEETH HQ AL BLACK	1	
18	436 065	219 KETTENRAD 80 Z. HQ AL SCHWARZ 219 CHAIN SPROCKET 80 TEETH HQ AL BLACK	1	
18	436 066	219 KETTENRAD 81 Z. HQ AL SCHWARZ 219 CHAIN SPROCKET 81 TEETH HQ AL BLACK	1	
18	436 067	219 KETTENRAD 82 Z. HQ AL SCHWARZ 219 CHAIN SPROCKET 82 TEETH HQ AL BLACK	1	
18	436 068	219 KETTENRAD 83 Z. HQ AL SCHWARZ 219 CHAIN SPROCKET 83 TEETH HQ AL BLACK	1	

18	436 069	219 KETTENRAD 84 Z. HQ AL SCHWARZ 219 CHAIN SPROCKET 84 TEETH HQ AL BLACK	1	
18	436 070	219 KETTENRAD 85 Z. HQ AL SCHWARZ 219 CHAIN SPROCKET 85 TEETH HQ AL BLACK	1	
18	436 071	219 KETTENRAD 86 Z. HQ AL SCHWARZ 219 CHAIN SPROCKET 86 TEETH HQ AL BLACK	1	
18	436 072	219 KETTENRAD 87 Z. HQ AL SCHWARZ 219 CHAIN SPROCKET 87 TEETH HQ AL BLACK	1	
18	436 073	219 KETTENRAD 88 Z. HQ AL SCHWARZ 219 CHAIN SPROCKET 88 TEETH HQ AL BLACK	1	
18	436 074	219 KETTENRAD 89 Z. HQ AL SCHWARZ 219 CHAIN SPROCKET 89 TEETH HQ AL BLACK	1	
18	436 075	219 KETTENRAD 90 Z. HQ AL SCHWARZ 219 CHAIN SPROCKET 90 TEETH HQ AL BLACK	1	
18	436 076	219 KETTENRAD 91 Z. HQ AL SCHWARZ 219 CHAIN SPROCKET 91 TEETH HQ AL BLACK	1	
18	436 077	219 KETTENRAD 92 Z. HQ AL SCHWARZ 219 CHAIN SPROCKET 92 TEETH HQ AL BLACK	1	
18	436 078	219 KETTENRAD 93 Z. HQ AL SCHWARZ 219 CHAIN SPROCKET 93 TEETH HQ AL BLACK	1	
18	436 079	219 KETTENRAD 94 Z. HQ AL SCHWARZ 219 CHAIN SPROCKET 94 TEETH HQ AL BLACK	1	
18	436 080	219 KETTENRAD 95 Z. HQ AL SCHWARZ 219 CHAIN SPROCKET 95 TEETH HQ AL BLACK	1	
19	281 721	NACHRUESTSATZ KUPPLUNG 125 MAX RETROFIT KIT CLUTCH 125 MAX	N. BED. AS REQ.	
B	897 651	LOCTITE 243 BLUE, 10 CC.	AS REQ.	
C	899 788	LOCTITE 648 GREEN, 5 GR.	AS REQ.	
I	897 330	LITHIUM-BASE GREASE, 250 GR.,	AS REQ.	
J		KETTENSPRAY CHAIN SPRAY	AS REQ.	

EMPFOHLEN / RECOMMENDED:

XPS® KART TEC CERAMIC SYNTHETIC CHAIN SPRAY  
 XPS® KART TEC CERAMIC WHITE CHAIN SPRAY  
 (See chapter Accessories/XPS Products)






















B .... LOCTITE 243  
 I .... LITHIUM-BASE GREASE






















## Kapitel 6 / Chapter 6

**ZÜNDANLAGE, E-STARTER, BATTERIE, STEUERGERAET  
IGNITION UNIT, E-STARTER, BATTERY, ELECTRONIC BOX**

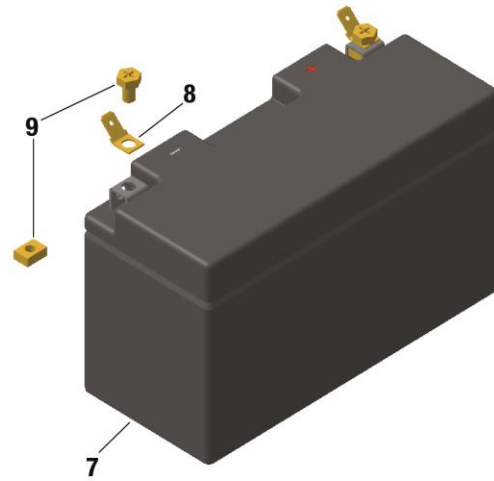
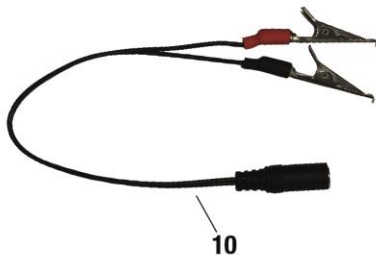
BILD-NR. ILL.NO.	TEILE-NR. PART-NO.	BEZEICHNUNG DESCRIPTION	STÜCK QTY.	BARCODE BAR CODE
1	241 935	ZYL.SCHRAUBE ISO 4762 - M6x20 - 8.8 ALLEN SCREW ISO 4762 - M6x20 - 8.8 <i>Anzugsdrehmoment 10 NM</i> <i>Tightening torque 10 NM</i>	2	
1	941 250	TAPTITE-SCREW M6X20 TAPTITE-SCHRAUBE M6X20 OPTIONAL <i>Verwendung für Gehäuse ohne Bearbeitung am</i> <i>Kurbelwellensensor-Flansch (vor Gehäuse 295915)</i> <i>Use for crank cases with non-machined pick-up sensor flange</i> <i>(before crank case 295915)</i>	2	
2	265 560	KURBELWELLENSENSOR PICK UP SENSOR <i>Inkl. Gummidichtung; Gummidichtung nicht separat erhältlich</i> <i>Incl. rubber gasket; rubber gasket not available separately</i>	1	
3-7	294 805	SCHRAUBTRIEB-STARTER KPL. ELECTRIC STARTER ASSY.	1	
4	xxx	O-RING O-RING <i>Inkl. In Reparaturset E-Starter 281262</i> <i>Incl. In repair kit E-Starter 281262</i>	1	
5	265 532	STARTERKABEL KPL. CABLE ASSY.	1	
6	651 940	LEITUNGSSCHELLE CABLE CLAMP	1	
7	xxx	SCHRAUBE M3x8 SCREW M3x8 <i>Inkl. In Reparaturset E-Starter 281262</i> <i>Incl. In repair kit E-Starter 281262</i>	2	
8	281 262	REPARATURSATZ E-STARTER REPAIR KIT (ELECTRIC STARTER) <b>Inhalt/ Content:</b> 2 X SCHRAUBE M3X8/ SCREW M3X8 2 X DRUCKFEDER / COMPRESSION SPRING 1 X SCHLEIFKOHLE LINKS / CARBON BRUSH LEFT 1 X SCHLEIFKOHLE RECHTS / CARBON BRUSH RIGHT 1 X O-RING	1	
9	251 670	STARTERABSTUETZUNG STARTER SUPPORT	1	

10	241 811	ZYL.SCHRAUBE M6X35 ISO 4762-8.8 ALLEN SCREW M6X35 ISO 4762-8.8 <i>Anzugsdrehmoment 10 NM</i> <i>Tightening torque 10 NM</i>	1	
11	840 880	ZYL.SCHRAUBE ISO 4762 M6X30 8.8 ALLEN SCREW ISO 4762 M6X30 8.8 <i>Anzugsdrehmoment 10 NM</i> <i>Tightening torque 10 NM</i>	1	
12-13	666 826	ZUENDSPULE IGNITION COIL <i>Mit Zündkerzenstecker 866707 (rot)</i> <i>With spark plug cap 866707 (red)</i>	1	
12-13	666 825	ZUENDSPULE IGNITION COIL <i>Mit Zündkerzenstecker 866708 (schwarz)</i> <i>With spark plug cap 866708 (black)</i>	1	
13	866 707	ZUENDKERZENSTECKER SPARK PLUG CONNECTOR <i>Standard (rot), kurzer Stecker</i> <i>Standard (red), short cap</i>	1	
13	866 708	ZUENDKERZENSTECKER SPARK PLUG CONNECTOR <i>Optional (black)</i> <i>Optional (schwarz)</i>	1	
14	298 102	ZUENDKERZE NGK GR8DI VERPACKT SPARK PLUG NGK GR8DI <i>125 MAX evo serial production</i>	1	
14	298 103	ZUENDKERZE NGK GR9DI VERPACKT SPARK PLUG NGK GR9DI <i>Optional</i>	1	
15	842 041	SICHERUNGSMUTTER DIN 985-M6 -6.6 LOCK NUT M6 - 6.6	1	
16	244 211	SCHEIBE 6,4 DIN 134 WASHER 6,4 DIN 134	1	
17	251 127	BATTERIEHALTER BATTERY CLAMP	1	
18	842 680	BLECHMUTTER M5 SHEET NUT M5	2	
19	992 819	ANLASSERRELAIS KPL. STARTER RELAY ASSY.	1	

20	640 542	ZYL.SCHRAUBE M5X12 DIN 912 ALLEN SCREW M5X12 DIN 912	2	
21	842 041	SICHERUNGSMUTTER DIN 985-M6 -6.6 LOCK NUT M6 - 6.6	2	
22	666 815	STEUERGERAET MAX ELECTRONIC BOX MAX <i>Verwendet für 125 MICRO MAX, 125 MINI MAX UND 125 MAX</i> <i>Used for 125 MICRO MAX, 125 MINI MAX UND 125 MAX</i>	1	
22	666 813	STEUERGERAET JUNIOR MAX ELECTRONIC BOX JUNIOR MAX <i>Verwendet nur für 125 JUNIOR MAX</i> <i>Used for 125 JUNIOR MAX only</i>	1	
23	201 900	DAEMPFUNGS GUMMI RUBBER PAD	1	
24	242 141	BLECHMUTTER M6 SHEET NUT M6	1	
25-26	251 254	ROHRSCHELLEN SATZ PIPE CLAMP SET	2	
26	251 360	ROHRSCHELLE PIPE CLAMP	1	
27	264 854	KOMBISCHALTER MULTIPLE FUNCTION SWITCH	1	
28	660 767	GUMMIPLATTE RUBBER PAD	1	
29	265 516	BATTERIE 12V-6,5Ah UNBEFUELLT RTX BATTERY 12 V-6,5Ah UNFILLED RTX YUASA - ROTAX <i>Gefahrgut</i> <i>Dangerous goods</i>	1	
30	481 380	BATTERIE BEFESTIGUNGSKIT BATTERY FIXATION KIT	1	
31	864 950	SCHRAUB-FLACHSTECKER FLAT CONNECTOR	2	
32	201 602	BATTERIEDECKEL BATTERY COVER	1	
33	831 929	O-RING DIN 3771-5X2-N, FPM 75 O-RING 5X2	1	














34	440 761	LINSENFLANSCHKOPFSCHRAUBE M6X20 ALLEN SCREW W. ROUNDED FLANGE HEAD M6X20	1	
35	431 500	DICHTUNG GASKET OPTIONAL <i>Verwendung für Gehäuse ohne Bearbeitung am Kurbelwellensensor-Flansch (vor Gehäuse 295915) Use for crank cases with non-machined pick-up sensor flange (before crank case 295915)</i>	1	
B	897 651	LOCTITE 243 BLUE, 10 CC.	AS REQ.	
C	897 330	LITHIUM-BASE GREASE, 250 GR.,	AS REQ.	

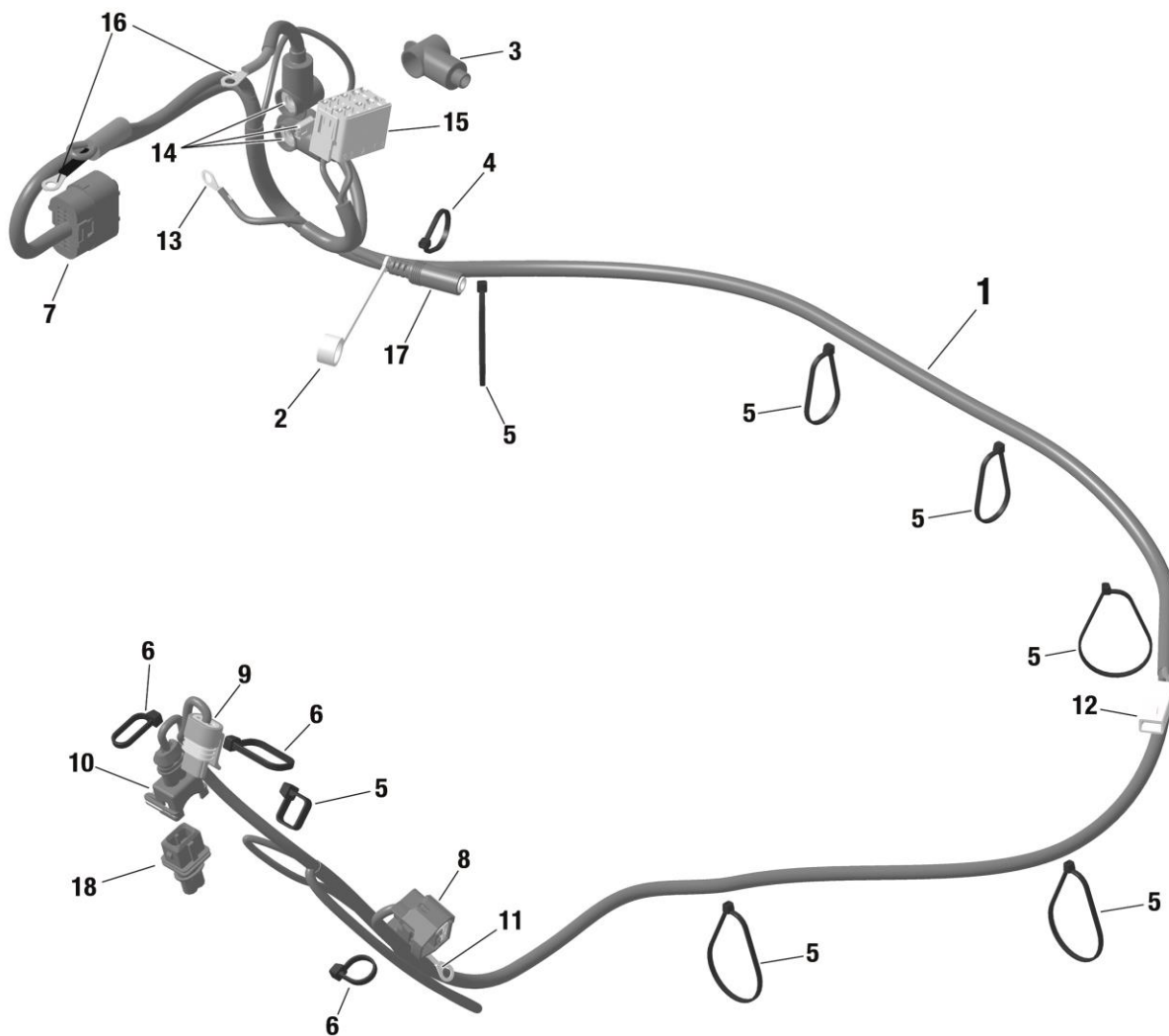




## Kapitel 7 / Chapter 7

**BATTERIE, LADEGERÄT  
BATTERY, BATTERY CHARGER**







BILD-NR. ILL.NO.	TEILE-NR. PART-NO.	BEZEICHNUNG DESCRIPTION	STÜCK QTY.	BARCODE BAR CODE
1	265 148	BATTERIELADEGERAET BATTERY CHARGER	1	
2	266 018	ROW-STECKER ADAPTER-ROW	1	
3	266 010	EURO-STECKER ADAPTER-EURO	1	
4	266 012	UK-STECKER ADAPTER-UK	1	
5	266 014	USA-STECKER ADAPTER-USA	1	
6	266 016	AUSTRALIEN-STECKER ADAPTER-AUSTRALIA	1	
7-9	265 516	BATTERIE 12V-6,5Ah UNBEFUELLT RTX BATTERY 12 V-6,5Ah UNFILLED RTX YUASA-ROTAX <i>nicht per Luftfracht bestellbar</i> <i>cannot be ordered via air freight</i>	1	
8	864 950	SCHRAUB-FLACHSTECKER FLAT CONNECTOR	2	
9	481 380	BATTERIE BEFESTIGUNGSKIT BATTERY FIXATION KIT	1	
10	266 022	ADAPTERKABEL LADEGERAET 125 CONNECTOR CABLE FOR BATTERY CHARGER 125	1	
11	581 320	BATTERIELADEGERAET ACTIVA EASY 1202 BATTERYCHARGER ACTIVIA EASY 1202	1	
12	265 030	BATTERIE LITHIUM TYP 12V-2,3/2,5Ah BATTERY LITHIUM TYPE 12V-2,3/2,5Ah	1	
13	581 325	BATTERIELADEGERAET OPTIMATE LITHIUM BATTERY CHARGER OPTIMATE LITHIUM <i>Nur EU Anschluss</i> <i>Darf nicht in Japan verwendet werden</i> <i>EU connector only</i> <i>Must not be used in Japan</i>	1	





## Kapitel 8/ Chapter 8

**KABELBAUM  
WIRING HARNESS**

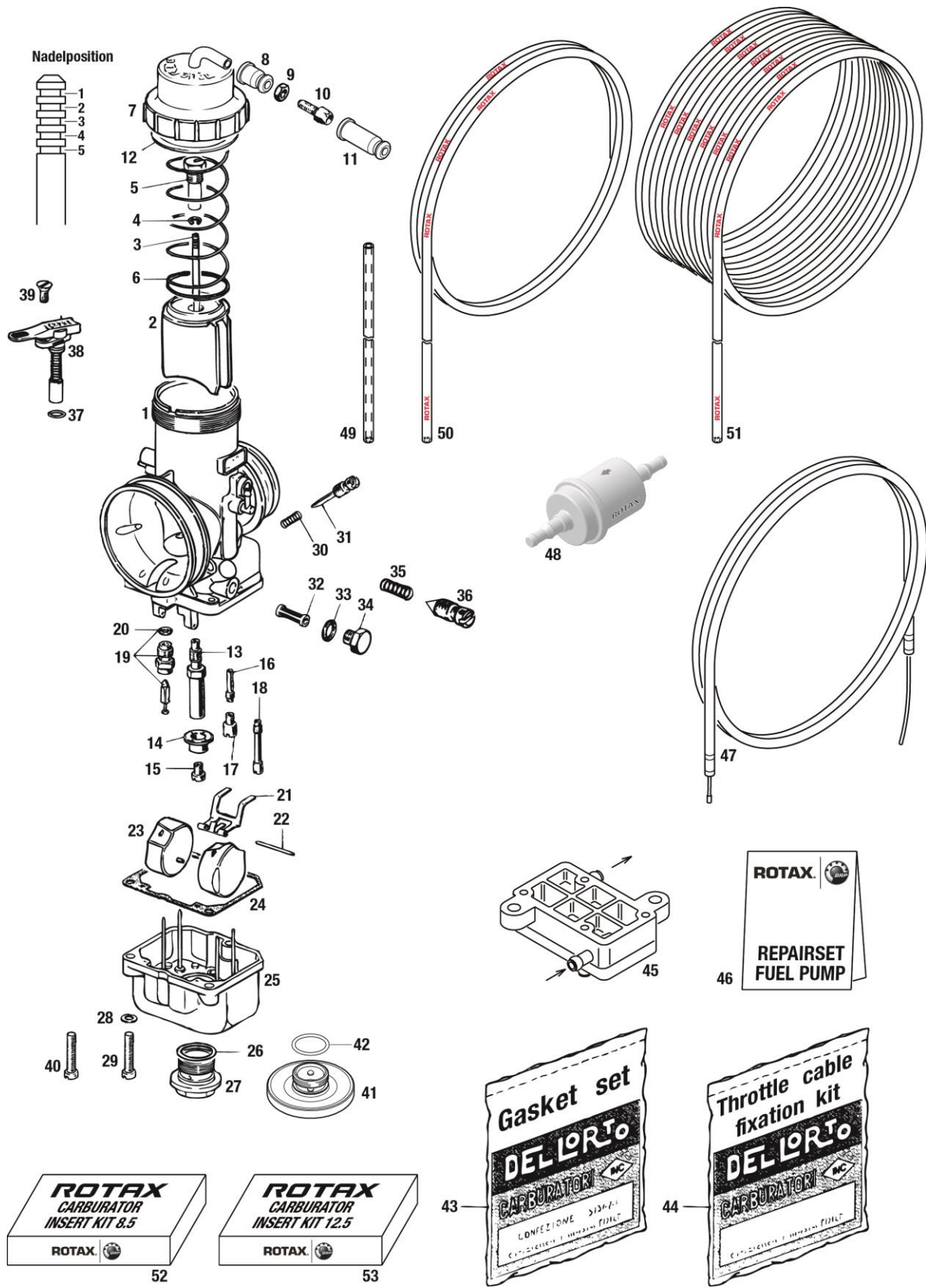
BILD-NR. ILL.NO.	TEILE-NR. PART-NO.	BEZEICHNUNG DESCRIPTION	STÜCK QTY.	BARCODE BAR CODE
1	666 835	KABELBAUM WIRING HARNESS	1	
2	666 902	ABDECKKAPPE LADEBUCHSE CHARGING PLUG CAP	1	
3	666 904	ABDECKKAPPE RELAIS RELAY CAP	2	
4	866 718	KABELBINDER 94X2,5 MM TIE WRAP 94x2,5 MM	2	
5	651 397	KABELBINDER 250X4,8 MM TIE WRAP 250X4,8 MM	8	
6	866 714	KABELBINDER 142X3,2 MM TIE WRAP 142x3,2 MM	5	
7	-xxx-	ANSCHLUSS ECU CONNECTOR ECU	1	
8	-xxx-	ANSCHLUSS KURBELWELLESENSOR CONNECTOR PICK UP SENSOR	1	
9	-xxx-	ANSCHLUSS ZUENDSPULE CONNECTOR IGNITION COIL	1	
10	-xxx-	ANSCHLUSS RAVESTEUERUNG CONNECTOR RAVE	1	
11	-xxx-	ANSCHLUSS SCHALTKONTAKT CONNECTOR SHIFT CONTACT NUR FÜR 125 MAX evo FOR 125 MAX evo ONLY	1	
12	-xxx-	ANSCHLUSS STARTER CONNECTOR STARTER	1	
13	-xxx-	ANSCHLUSS MASSE CONNECTOR GROUND	1	
14	-xxx-	ANSCHLUSS STARTERRELAIS CONNECTOR STARTER RELAY	3	
15	-xxx-	ANSCHLUSS KOMBISCHALTER CONNECTOR MULTIPLE FUNCTION SWITCH	1	
16	-xxx-	ANSCHLUSS BATTERIE CONNECTOR BATTERY	2	

17	-xxx-	ANSCHLUSS BATTERIELADEGERAET CONNECTOR BATTERY CHARGER	1
----	-------	---	---

18	666 900	BLINDSTECKER DUMMY PLUG <i>Optional für 125 MICRO MAX, 125 MINI MAX, 125 JUNIOR MAX</i> <i>Optional for 125 MICRO MAX, 125 MINI MAX, 125 JUNIOR MAX</i>	1
----	---------	--	---






















## Kapitel 9 / Chapter 9

**VERGASER, DICHTUNGSSATZ (VERGASER),  
KRAFTSTOFFPUMPE, REPARATURSATZ (KRAFTSTOFFPUMPE),  
KRAFTSTOFFSCHLAUCH, GASSEILZUG  
CARBURETTOR, GASKET SET (CARBURETTOR),  
FUEL PUMP, REPAIR SET (FUEL PUMP) FUEL TUBE, CABLE BOWDEN**

BILD-NR. ILL.NO.	TEILE-NR. PART-NO.	BEZEICHNUNG DESCRIPTION	STÜCK QTY.	BARCODE BAR CODE
1	295 060	DELL'ORTO VERGASER VHSB 34 XS MAX DELL'ORTO CARBURETOR VHSB 34 XS MAX	1	
2	262 031	VERGASERSCHIEBER 45 CARBURATOR SLIDE 45	1	
3	261 192	DUESENNADEL K 57 JET NEEDLE K 57 <i>Standard</i>	1	
4	245 630	SICHERUNGSSCHEIBE CLIP	1	
5	261 270	EINHAENGSCHRAUBE NIPPLE SCREW	1	
6	239 885	SCHIEBERFEDER THROTTLE VALVE SPRING	1	
7	261 427	SCHIEBERDECKEL MIT ROHRBOGEN KPL. CARBURETOR COVER WITH BENT TUBE ASSY.	1	
8	-xxx-	GUMMITUELLE KLEIN RUBBER GROMMET SMALL <i>Verwende Seileinhangungssatz 268040 Use throttle cable fixation kit 268040</i>	1	
9	-xxx-	SK-MUTTER M6X0,75 HEX.NUT M6X0,75 <i>Verwende Seileinhangungssatz 268040 Use throttle cable fixation kit 268040</i>	1	
10	-xxx-	STELLSCHRAUBE M6X0,75 ADJUSTMENT SCREW M6X0,75 <i>Verwende Seileinhangungssatz 268040 Use throttle cable fixation kit 268040</i>	1	
11	-xxx-	GUMMITUELLE GROSS RUBBER GROMMET BIG <i>Verwende Seileinhangungssatz 268040 Use throttle cable fixation kit 268040</i>	1	
12	-xxx-	DICHTUNG GASKET <i>Verwende Dichtungssatz 293834 Use gasket kit 293834</i>	1	

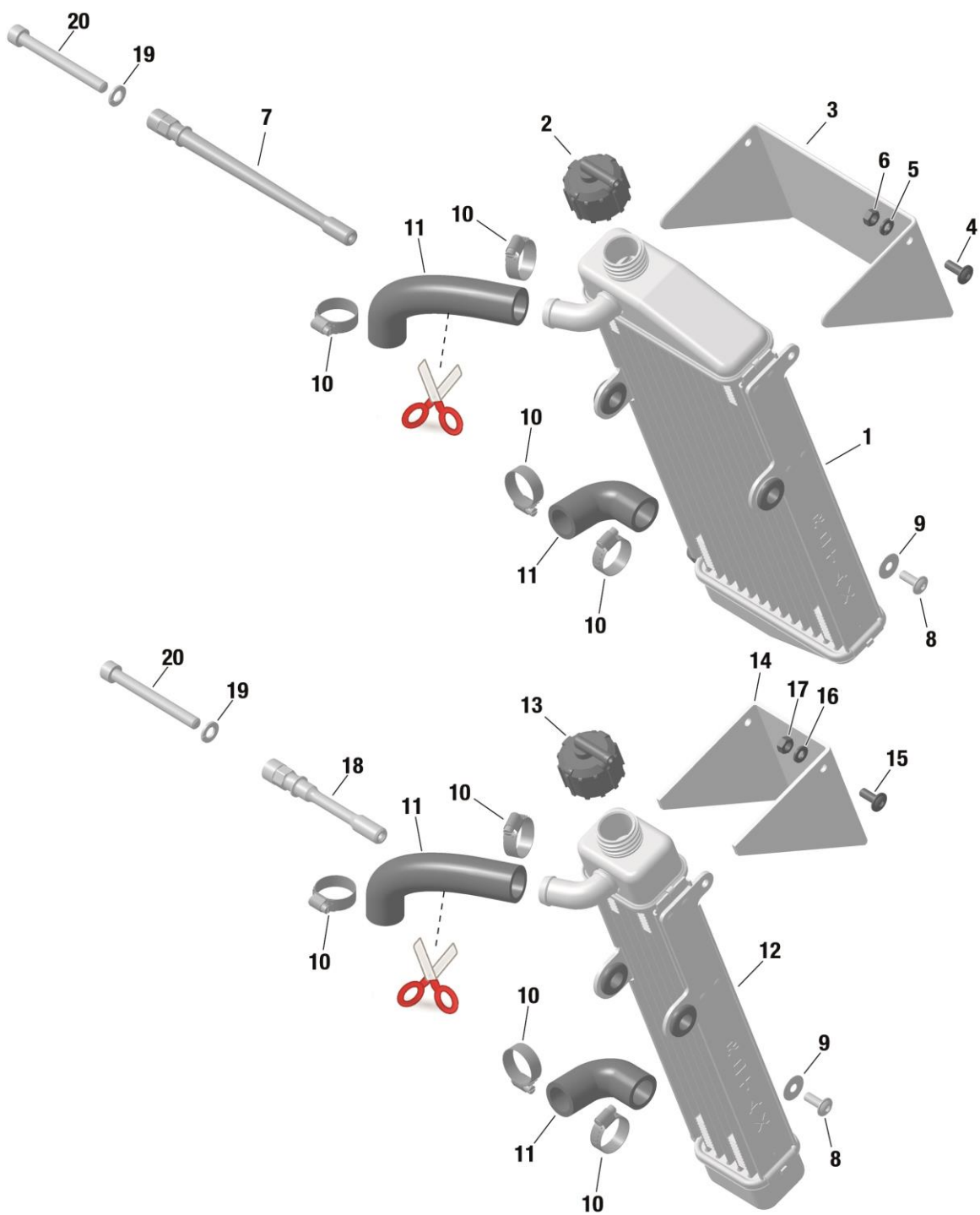
13	262 042	NADELDUENSE DP 267 NEEDLE JET DP 267	1	
14	261 550	DUESENTASSE MAIN JET CUP	1	
15	281 477	HAUPTDUENSESATZ 100-102-105-108-110-112 MAIN JET KIT 100-102-105-108-110-112	1	
15	281 476	HAUPTDUENSESATZ 115-118-120-122-125-128-130 MAIN JET KIT 115-118-120-122-125-128-130	1	
15	281 473	HAUPTDUENSESATZ 132-135-138-140-142 MAIN JET KIT 132-135-138-140-142	1	
15	281 471	HAUPTDUENSESATZ 145-148-150-152-155-158 MAIN JET KIT 145-148-150-152-155-158	1	
15	281 470	HAUPTDUENSESATZ 160-162-165-168-170-172 MAIN JET KIT 160-162-165-168-170-172	1	
15	281 472	HAUPTDUENSESATZ 175-178-180-182-185-188 MAIN JET KIT 175-178-180-182-185-188	1	
15	281 474	HAUPTDUENSESATZ 190-192-195-198-200 MAIN JET KIT 190-192-195-198-200	1	
16	281 885	LEERLAUFDUESEN EINSATZ SET 30-35-40-45-50-55-60 IDLE JET INSERT SET 30-35-40-45-50-55-60 <i>Optional</i>	1	
17	281 882	LEERLAUFDUESENSET 30-35-40-45-50-55-60 IDLE JET SET 30-35-40-45-50-55-60 <i>Optional</i>	1	
18	261 895	STARTDUENSE 60 STARTING JET 60	1	
19	261 880	NADELVENTIL 150 NEEDLE VALVE 150	1	
20	-xxx-	DICHTUNG GASKET <i>Verwende Dichtungssatz 293834</i> <i>Use gasket kit 293834</i>	1	
21	261 290	SCHWIMMERAUFHAENGUNG FLOAT BRACKET	1	
22	229 271	STIFT FLOAT PIN	1	

23	268 031	SCHWIMMER 3,6 GR. FLOAT 3,6 GR. <i>Optional</i>	2	
23	268 030	SCHWIMMER 5,2 GR. FLOAT 5,2 GR. <i>Optional</i>	2	
23	268 032	SCHWIMMER 4,0 GR. FLOAT 4,0 GR. <i>Standard</i>	2	
24	-xxx-	DICHTUNG GASKET <i>Verwende Dichtungssatz 293834</i> <i>Use gasket kit 293834</i>	1	
25	-xxx-	SCHWIMMERKAMMER FLOAT CHAMBER <i>Nicht als Ersatzteil erhältlich</i> <i>Not available as spare part</i>	1	
26	-xxx-	DICHTUNG GASKET <i>Verwende Dichtungssatz 293834</i> <i>Use gasket kit 293834</i>	1	
27	261373	ABLASSSCHRAUBE PLUG SCREW	1	
28	845312	HOCHSPANNRING VHZ 5 LOCK WASHER VHZ 5	3	
29	262020	ZYL.SCHRAUBE M5X20 ALLEN SCREW M5X20	3	
30-31	268044	LUFTREGULIERSCHRAUBENSATZ ADJUSTMENT SCREW KIT	1	
30	-xxx-	DRUCKFEDER COMPRESSION SPRING <i>Verwende Luftregulierschraubensatz 268044</i> <i>Use adjustment screw kit 268044</i>	1	
31	-xxx-	LUFTREGULIERSCHRAUBE ADJUSTMENT SCREW <i>Verwende Luftregulierschraubensatz 268044</i> <i>Use adjustment screw kit 268044</i>	1	
32-34	268042	KRAFTSTOFFSIEBSATZ FUEL SIEVE KIT	1	
32	-xxx-	KRAFTSTOFFSIEB <i>Verwende Kraftstoffsiebsatz 268042</i> <i>Use fuel sieve kit 268042</i>	1	

33	-xxx-	DICHTUNG GASKET <i>Verwende Dichtungssatz 293834 oder 268042</i> <i>Use gasket kit 293834 or 268042</i>	1	
34	-xxx-	VERSCHLUSSSCHRAUBE PLUG SCREW <i>Verwende Kraftstoffsiebsatz 268042</i> <i>Use fuel sieve kit 268042</i>	1	
35	-xxx-	DRUCKFEDER COMPRESSION SPRING <i>Nicht als Ersatzteil erhältlich</i> <i>Not available as spare part</i>	1	
36	-xxx-	EINSTELLSCHRAUBE ADJUSTMENT SCREW <i>Nicht als Ersatzteil erhältlich</i> <i>Not available as spare part</i>	1	
37	-xxx-	DICHTUNG GASKET <i>Verwende Dichtungssatz 293834</i> <i>Use gasket kit 293834</i>	1	
38	261 915	CHOKERHEBEL KPL. CHOKE LEVER ASSY.	1	
39	240 505	SENKSCHRAUBE M4,5X10 COUNTERSUNK SCREW M4,5X10	1	
40	240 184	ZYL.SCHRAUBE M5X20 ALLEN SCREW M5X20 <i>Mit Bohrung zum Versiegeln des Vergasers</i> <i>With hole for sealing the carburetor</i>	1	
41	261 030	VERGASERVERSCHLUSSSCHRAUBE CARBURETOR PLUG SCREW	1	
42	230 890	O-RING DIN 3771-17X2,5-N, NBR 70 O RING 17-2,5	1	
43	293 834	DICHTUNGSSATZ GASKET SET <i>Für Vergaser</i> <i>For carburettor</i>	1	
44	268 040	SEILEINHAENGUNGSSATZ THROTTLE CABLE FIXATION KIT	1	
45	994 483	MIKUNI-PUMPE MIKUNI-FUEL PUMP	1	
46	296 165	DICHTUNGSSATZ-BENZINPUMPE GASKET SET FUEL PUMP	1	
















47	297 122	GASSEILZUG KPL. CABLE BOWDEN ASSY. THROTTLE	1	
48	274 161	KRAFTSTOFFFILTER FUEL FILTER	1	
49	260 260	ENTLUEFTUNGSSCHLAUCH 180 MM AIR VENT HOSE 180 MM	1	
50	974 529	SCHLAUCH A5x8/2500 MM TUBE A5X8/2500 MM	1	
51	570 910	SCHLAUCH 5X8MM 50M ROLLE ROTAX AUFDRUCK TUBE 5X8 MM / 50M ROLL ROTAX PRINTED <i>Optional</i>	1	
52	281 822	VERGASEREINSATZKIT 8,5 CARBURETOR INSERT KIT 8,5 <i>Optional</i>	1	
53	281 820	VERGASEREINSATZKIT 12,5 CARBURETOR INSERT KIT 12,5 <i>Standard</i>	1	



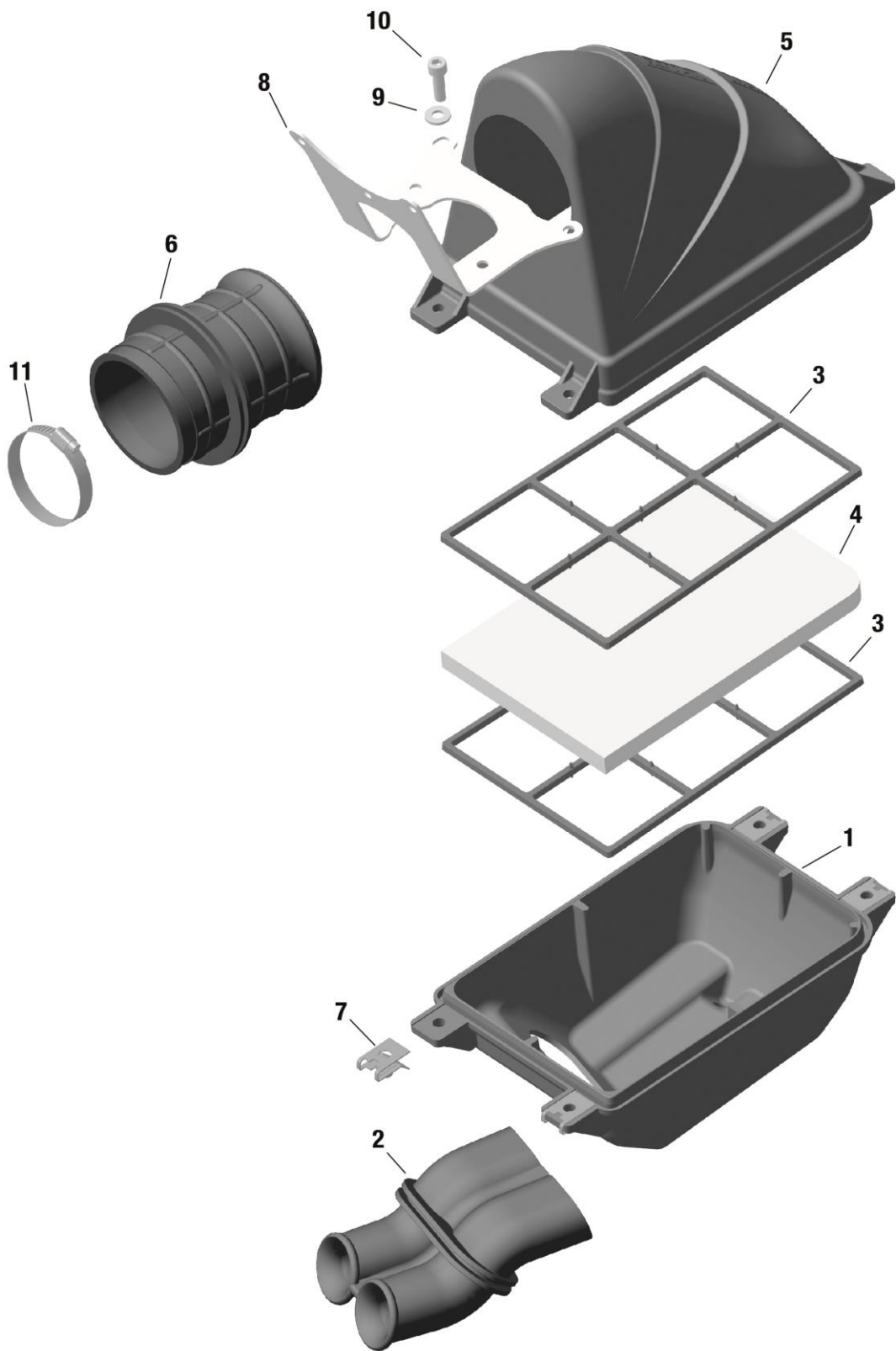
## Kapitel 10 / Chapter 10

**KÜHLER, KÜHLERABSTÜTZUNG  
FÜR MOTORVERSION *MIT* INTEGRIERTEM THERMOSTAT  
RADIATOR, SUPPORT FOR RADIATOR  
FOR ENGINE CONFIGURATION *WITH* INTEGRATED THERMOSTAT**

BILD-NR. ILL.NO.	TEILE-NR. PART-NO.	BEZEICHNUNG DESCRIPTION	STÜCK QTY.	BARCODE BAR CODE
1-6	295 928	WASSERKUEHLER KPL. RADIATOR WITH CAP ASSY.	1	
2	222 750	KUEHLERVERSCHLUSS MIT DICHTUNG RADIATOR CAP WITH GASKET 1,0 BAR	1	
3	201 220	KUEHLERKLAPPE JUN / MAX WINDSHIELD	1	
4	440 751	LINSENFLANSCHKOPFSCHRAUBE M6X16 ALLEN SCREW W. ROUNDED FLANGE HEAD M6X16	2	
5	244 211	SCHEIBE 6,4 DIN 134 WASHER 6,4 DIN 134	2	
6	842 041	SICHERUNGSMUTTER DIN 985-M6 -6.6 LOCK NUT M6 - 6.6	2	
7	651 690	KUEHLERTRAEGER RADIATOR BRACKET	1	
8	440 761	LINSENFLANSCHKOPFSCHRAUBE M6X20 ALLEN SCREW W. ROUNDED FLANGE HEAD M6X20	1	
9	827 307	SCHEIBE 6,2/18/0,5 WASHER 6,2/18/0,5	1	
10	951 870	SCHNECKENGEWINDESCHELLE 16-25 CLAMP 16-25	4	
11	222 746	KUEHLWASSERKRUEMMER DIN 73411-18/100/45 COOLING-WATER HOSE NW 18	2	
12-17	295 923	WASSERKUEHLER KPL. RADIATOR WITH CAP ASSY. <i>Nur für Motor-Ausführung 125 MICRO MAX</i> <i>For engine configuration 125 MICRO MAX only</i>	1	
13	222 750	KUEHLERVERSCHLUSS MIT DICHTUNG RADIATOR CAP WITH GASKET 1,0 BAR	1	












14	201 222	KUEHLERKLAPPE MICRO RADIATOR FLAP MICRO	1	
15	440 751	LINSENFLANSCHKOPFSCHRAUBE M6X16 ALLEN SCREW W. ROUNDED FLANGE HEAD M6X16	2	
16	244 211	SCHEIBE 6,4 DIN 134 WASHER 6,4 DIN 134	2	
17	842 041	SICHERUNGSMUTTER DIN 985-M6 -6.6 LOCK NUT M6 - 6.6	2	
18	651 695	KUEHLERTRAEGER RADIATOR BRACKET	1	
19	945 752	FEDERRING DIN 128-A8-FST LOCK WASHER A8	1	
20	841 832	ZYL.SCHRAUBE ISO 4762 - M8x75 - 8.8 ALLEN SCREW ISO 4762 - M8x75 - 8.8 <i>Anzugsdrehmoment 24 NM</i> <i>Tightening torque 24 NM</i>	1	

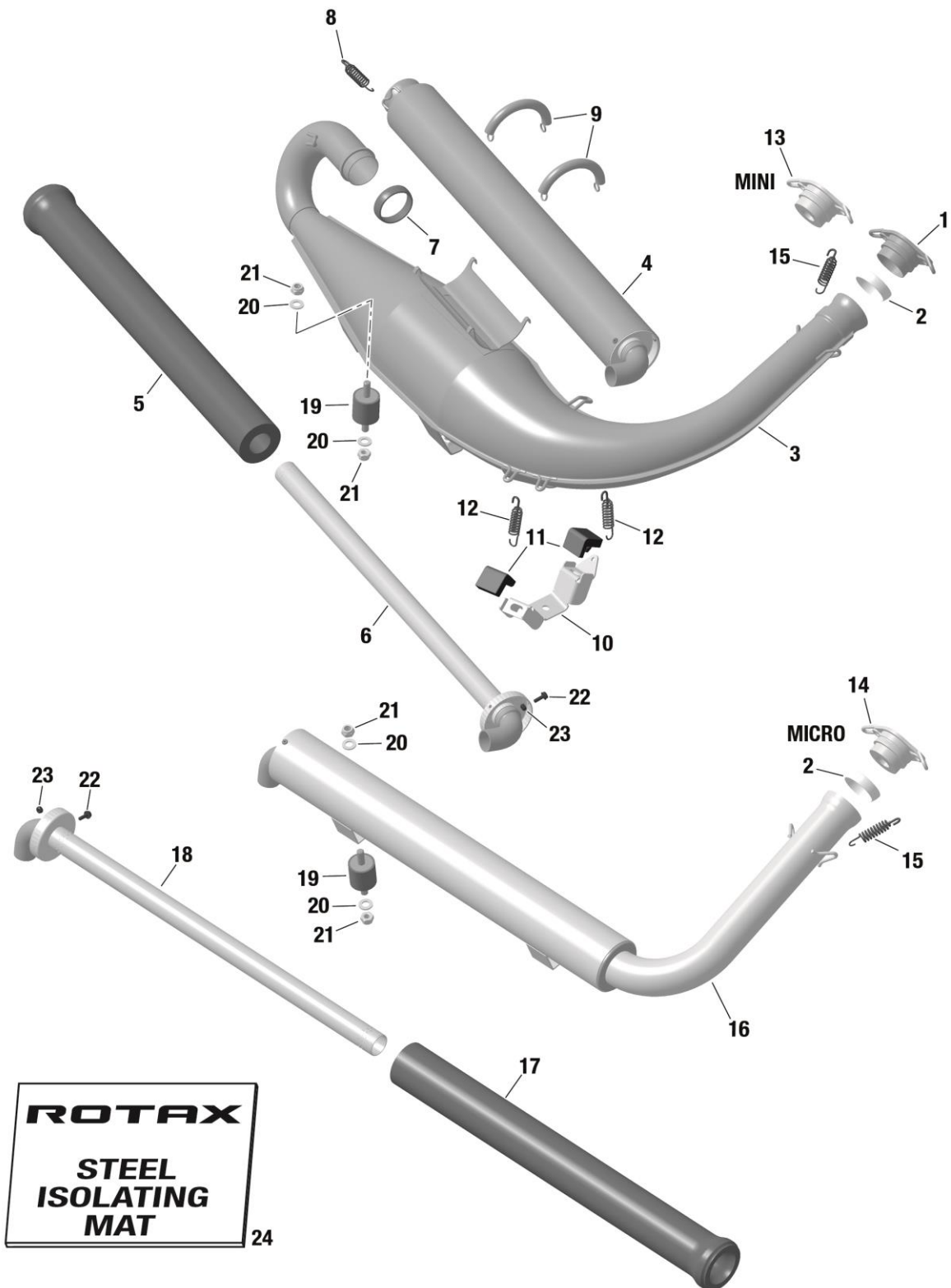




## Kapitel 11 / Chapter 11

**ANSAUGGERÄUSCHDÄMPFER, HALTEWINKEL  
INTAKE SILENCER, SUPPORT BRACKET**






BILD-NR. ILL.NO.	TEILE-NR. PART-NO.	BEZEICHNUNG DESCRIPTION	STÜCK QTY.	BARCODE BAR CODE
1	225 015	DAEMPFERGEHAEUSE INTAKE SILENCER CASE, BOTTOM	1	
2	225 041	ANSAUGDAEMPFERROHR INTAKE SILENCER TUBE	1	
3	225 061	FILTERGITTER HOLDER FOR FILTER ELEMENT	2	
4	225053	DAEMPFERFILTER FILTER ELEMENT	1	
5	225 025	DAEMPFERDECKEL INTAKE SILENCER CASE, TOP	1	
6	225 031	DAEMPFERSTUTZEN CARBURETOR SOCKET	1	
7	242 141	BLECHMUTTER M6 NUT M6	4	
8	251 720	HALTEWINKEL SUPPORT BRACKET	1	
9	244 211	SCHEIBE 6,4 DIN 134 WASHER 6,4 DIN 134	4	
10	241 935	ZYL.SCHRAUBE ISO 4762 - M6x20 - 8.8 ALLEN SCREW ISO 4762 - M6x20 - 8.8 <i>Anzugsdrehmoment 6-8 NM</i> <i>Tightening torque 6-8 NM</i>	4	
11	951 791	SCHNECKENGEWINDESCHELLE 50-70 CLAMP 50-70	1	





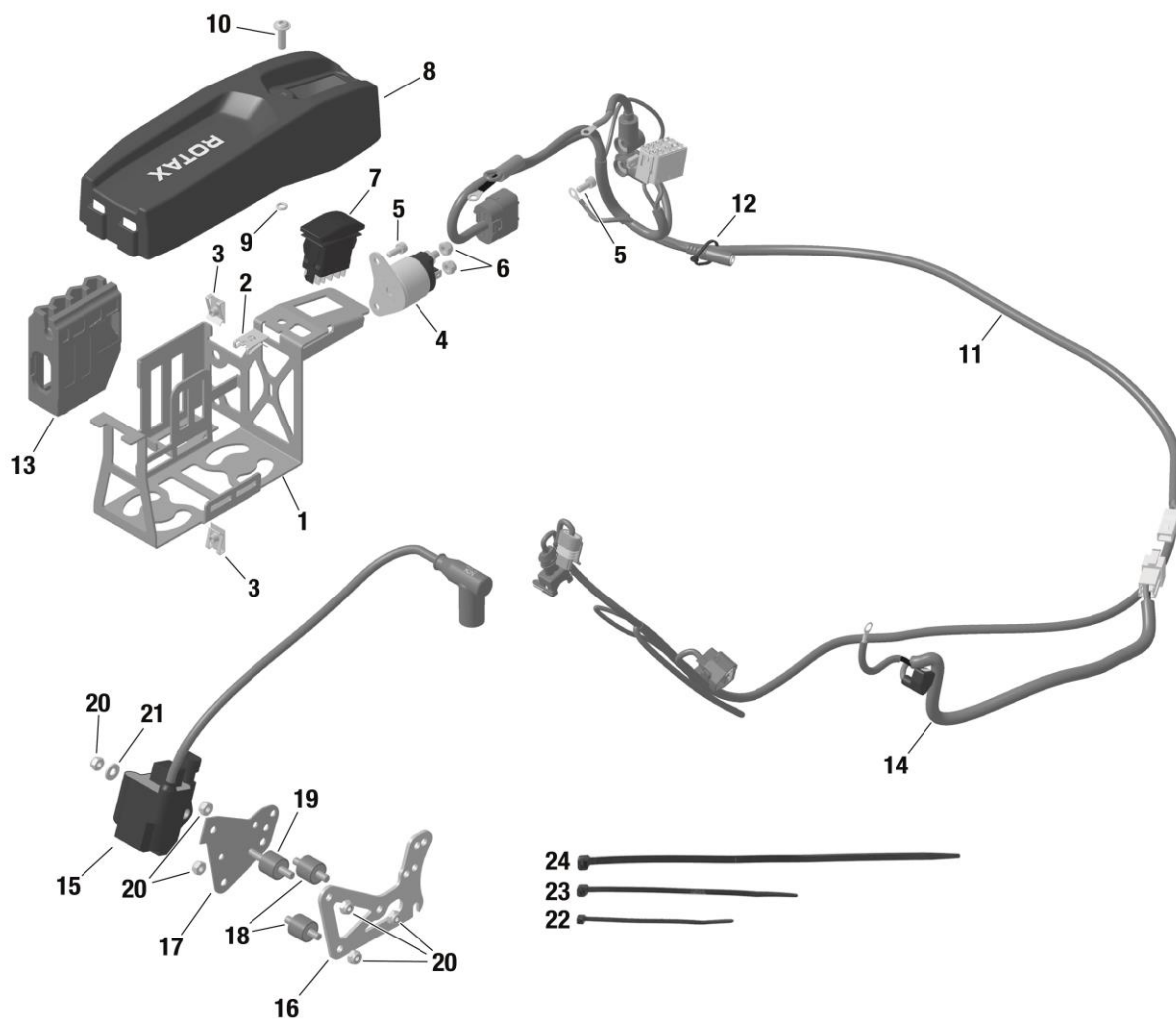
## Kapitel 12 / Chapter 12

**AUSPUFFANLAGE  
EXHAUST SYSTEM**

BILD-NR. ILL.NO.	TEILE-NR. PART-NO.	BEZEICHNUNG DESCRIPTION	STÜCK QTY.	BARCODE BAR CODE
1	xxx	AUSPUFFSTUTZEN KPL. EXHAUST SOCKET ASSY. <i>Siehe Kap. 3, Pos. 30</i> <i>See chap. 3, Pos. 30</i>	1	
2	xxx	AUSPUFFDICHTUNG EXHAUST GASKET <i>Siehe Kap. 3, Pos. 34</i> <i>See chap. 3, Pos. 34</i>	1	
3-9	273 078	AUSPUFFANLAGE EXHAUST SYSTEM	1	
3	273 200	AUSPUFFTOPF KPL. MUFFLER ASSY.	1	
4-6	273 220	NACHDAEMPFER KPL. SILENCER ASSY.	1	
5	297 982	DAEMPFERMATTE ISOLATING MAT	1	
6	273 210	EINSCHUBROHR KPL. PERFORATED TUBE ASSY.	1	
7	450 360	AUSPUFFDICHTUNG EXHAUST GASKET	1	
8	938 798	ZUGFEDER EDELSTAHL SPRING STAINLESS	1	
9	238 945	ZUGFEDER SPRING	2	
10	651 071	HALTEBLECH RETAINING PLATE	1	
11	201 720	GUMMIPUFFER RUBBER BUFFER	2	
12	938 798	ZUGFEDER EDELSTAHL SPRING STAINLESS	2	
13	-xxx-	AUSPUFFSTUTZEN KPL. EXHAUST SOCKET ASSY. <i>Nur für 125 MINI MAX evo</i> <i>Siehe Kap. 3, Pos. 31</i> <i>For 125 MINI MAX evo only</i> <i>See chap. 3, Pos. 31</i>	1	











14	-xxx-	AUSPUFFSTUTZEN KPL. EXHAUST SOCKET ASSY. <i>Nur für 125 MICRO MAX evo</i> <i>Siehe Kap. 3, Pos. 32</i> <i>For 125 MICRO MAX evo only</i> <i>See chap. 3, Pos. 32</i>	1	
15	938 798	ZUGFEDER EDELSTAHL SPRING STAINLESS	2	
16-18	273 132	AUSPUFFTOPF KPL. EXHAUST SYSTEM ASSY. <i>Nur für 125 MICRO MAX evo</i> <i>For 125 MICRO MAX evo only</i>	1	
17	297 982	DAEMPFERMATTE ISOLATING MAT	1	
18	273 098	DECKEL MIT ROHRBOGEN COVER WITH ELBOW <i>Nur für 125 MICRO MAX evo, 22mm</i> <i>For 125 MICRO MAX evo only, 22mm</i>	1	
19	660 920	RUNDPUFFER 30X30XM8 RUBBER BUFFER 30X30XM8	2	
20	250 313	SCHEIBE 8,4 DIN 125 WASHER 8,4 STAINLESS STEEL	4	
21	942 031	SICHERUNGSMUTTER DIN 985-M8-8.8 LOCK NUT DIN 985-M8-8.8	4	
22	440 291	ZYL.SCHRAUBE M4X12 DIN 912 ALLEN SCREW M4X12 DIN 912 <i>Als Ersatz für Nieten im Reparaturfall</i> <i>As replacement for rivets in case of repair</i>	N. BED. AS REQ.	
23	242 533	SICHERUNGSMUTTER M4 LOCK NUT M4 <i>Als Ersatz für Nieten im Reparaturfall</i> <i>As replacement for rivets in case of repair</i>	N. BED. AS REQ.	
24	297 983	DAEMPFERMATTE STAHL MIT BANDKLAMMER ISOLATING MAT STEEL WITH TIE WRAP <i>Optional</i>	N. BED. AS REQ.	

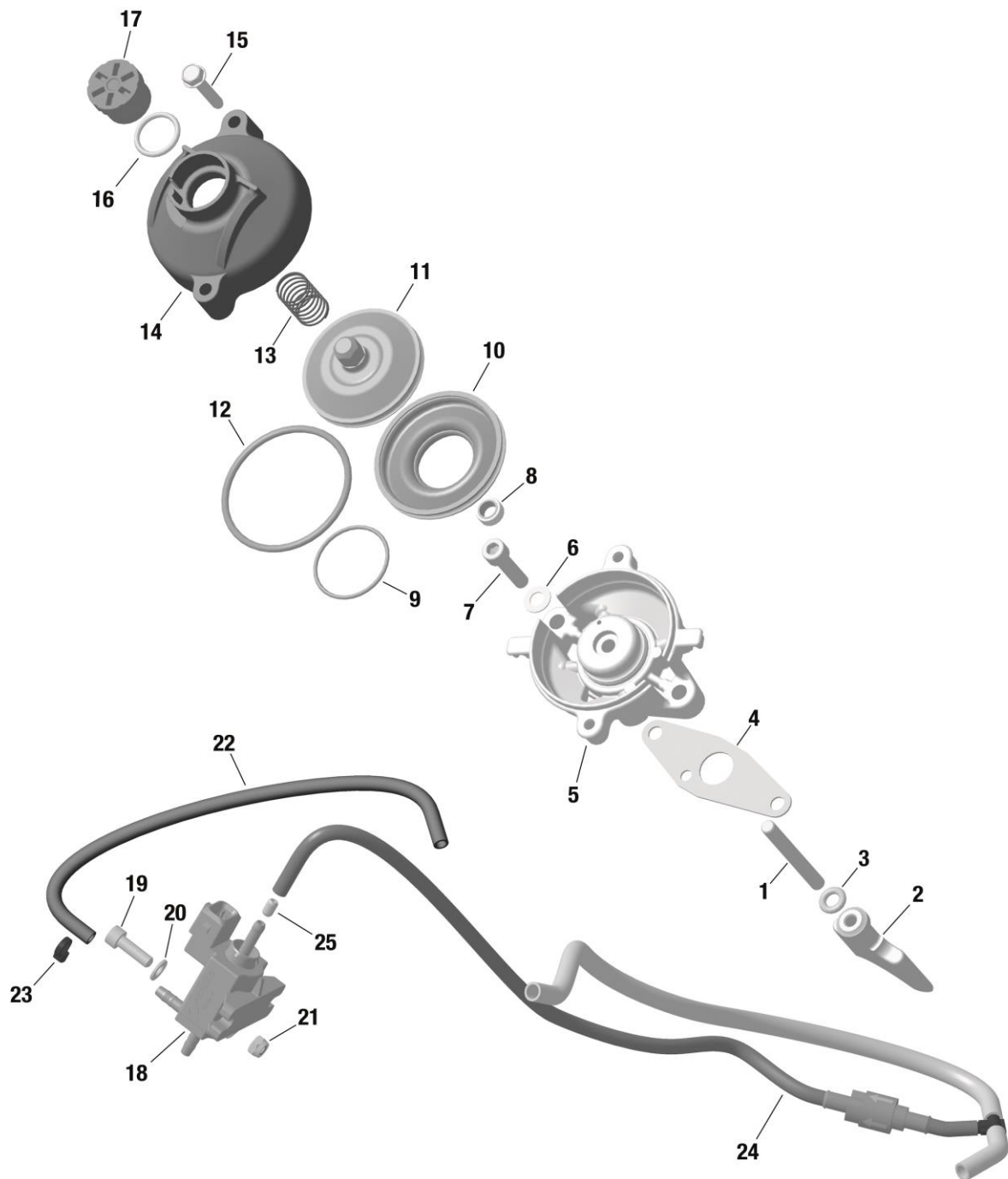




## Kapitel 13/ Chapter 13




**EVO AUFRÜSTSATZ ZÜNDUNG  
EVO UPGRADE KIT IGNITION**











BILD-NR. ILL.NO.	TEILE-NR. PART-NO.	BEZEICHNUNG DESCRIPTION	STÜCK QTY.	BARCODE BAR CODE
1-13	251 124	BATTERIEHALTER EVO KPL. BATTERY CLAMP EVO ASSY.	1	
14	265 532	STARTERKABEL KPL. CABLE ASSY.	1	
15-24	651 062	HALTEBLECH ZUENDSPULE KPL. RETAINING PLATE IGNITION COIL ASSY.	1	
15	666 826	ZUENDSPULE IGNITION COIL	1	
16	651 935	HALTEBLECH RETAINING PLATE	1	
17	651 925	TRAEGERPLATTE MOUNTING PLATE	1	
18	660 522	RUNDPUFFER 18X15XM6 RUBBER BUFFER 18X15XM6	2	
19	660 520	RUNDPUFFER 18X15XM6 RUBBER BUFFER 18X15XM6	1	
20	842 041	SICHERUNGSMUTTER DIN 985-M6 -6.6 LOCK NUT M6 - 6.6	6	
21	244 211	SCHEIBE 6,4 DIN 134 WASHER 6,4 DIN 134	1	
22	866 718	KABELBINDER 94X2,5 MM TIE WRAP 94x2,5 MM	N. BED. AS REQ.	
23	866 714	KABELBINDER 142X3,2 MM TIE WRAP 142x3,2 MM	N. BED. AS REQ.	
24	651 397	KABELBINDER 250X4,8 MM TIE WRAP 250X4,8 MM	N. BED. AS REQ.	



## Kapitel 14/ Chapter 14


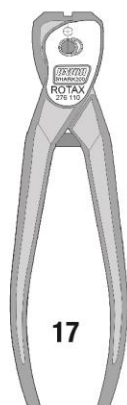
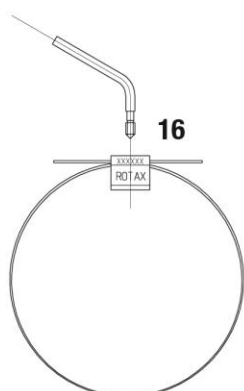
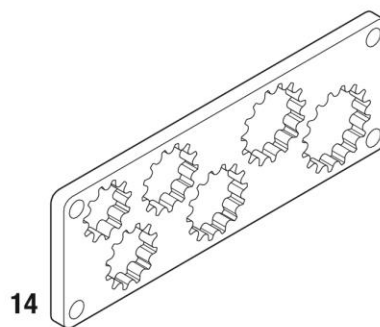
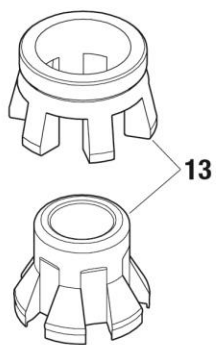
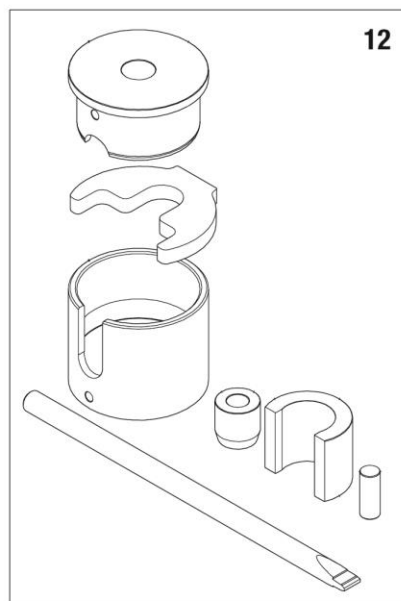
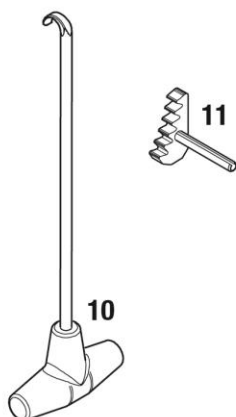
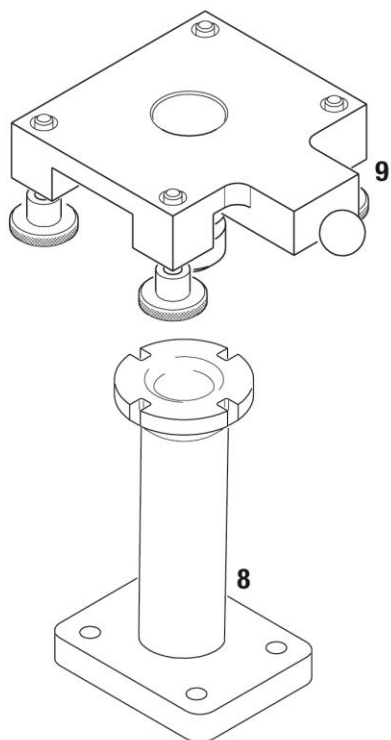
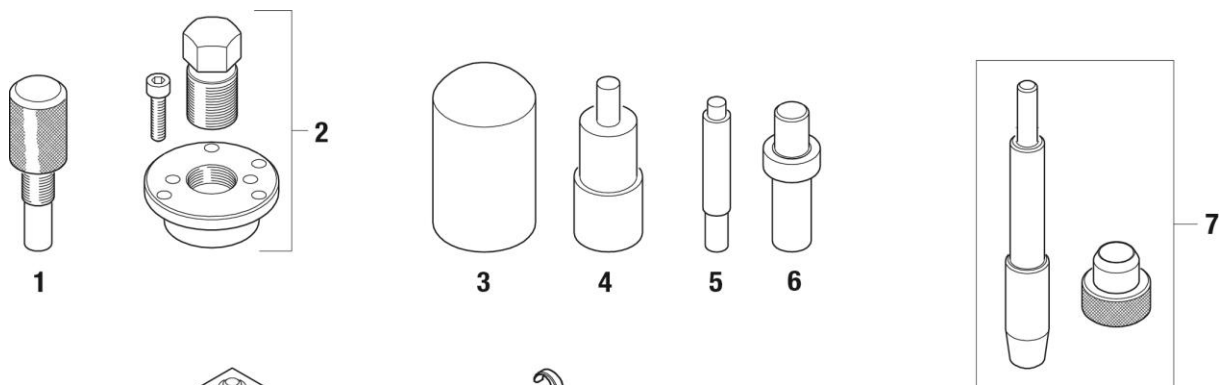
**EVO AUFRUESTSATZ E-RAVE  
EVO UPGRADE KIT E-RAVE**

BILD-NR. ILL.NO.	TEILE-NR. PART-NO.	BEZEICHNUNG DESCRIPTION	STÜCK QTY.	BARCODE BAR CODE
1-25	481 260	EVO AUFRUESTSATZ E-AUSPUFFSCHIEBER EVO UPGRADE KIT E-EXHAUST VALVE	1	
1	441 358	STIFTSCHRAUBE M6X52,5 MK STUD M6X52,5 MK	1	
2	253 725	AUSLASSSCHIEBER EXHAUST VALVE	1	
3	230 261	O-RING DIN 3771-6X2,5 NBR 70 ROT O-RING 6X2,5 NBR 70 RED	1	
4	250 231	DICHTUNG GASKET	1	
5	253 385	SCHIEBERSTANGENFUEHRUNG KPL. VALVE ROD HOUSING KPL.	1	
6	845 020	FEDERSCHEIBE B6 DIN 137 SPRING WASHER B6	2	
7	840 861	ZYL.SCHRAUBE M6X25 DIN 912 ALLEN SCREW M6X25 DIN 912	2	
8	930 500	WD-RING AOF 6X11X3/4,5 NBR OIL SEAL 6X11X3/4,5	1	
9	838 255	SCHLAUCHFEDER 70-1,7-0,3 HOSE SPRING 70-1,7-0,3	1	
10	260 723	SCHIEBERBALG BELLOW	1	
11	854 440	SCHIEBERKOLBEN EXHAUST VALVE PISTON	1	
12	939 280	SCHLAUCHFEDER 134-3,0-0,65 HOSE SPRING 134-3,0-0,65	1	
13	239 952	DRUCKFEDER DM13,2 D0,8 L48,5 COMPRESSION SPRING 48,5/0,8 MM	1	
14	911 559	SCHIEBERABDECKUNG VALVE COVER	1	

15	241 270	TAPTITE-SCHRAUBE M5X25 TAPTITE-SCREW M5X25	2	
16	430 220	O-RING DIN 3771-15,9X2,3-N, NBR 70 O-RING 15,9-2,3	1	
17	241 220	EINSTELLSCHRAUBE ADJUSTMENT SCREW	1	
18	664 630	MAGNETVENTIL SOLENOID VALVE	1	
19	840 514	ZYL.SCHRAUBE ISO 4762 - M5x16 - 8.8 ALLEN SCREW ISO 4762 - M5x16 - 8.8	2	
20	927 574	SCHEIBE 5,3 DIN 125 WASHER 5,3 -400	2	
21	842 032	SICHERUNGSMUTTER DIN 985-M5-6.6 LOCK NUT M5-6.6	2	
22	660 574	DRUCKLEITUNG 280 MM PRESSURE LINE 280 MM	1	
23	866 718	KABELBINDER 94X2,5 MM TIE WRAP 94x2,5 MM	1	
24-25	651 010	SCHLAUCHPAKET RAVE STEUERUNG HOSE PACKAGE RAVE CONTROL UNIT	1	







## Kapitel 15 / Chapter 15

WERKZEUGE  
REPAIR TOOLS

BILD-NR. ILL.NO.	TEILE-NR. PART-NO.	BEZEICHNUNG DESCRIPTION	STÜCK QTY.	BARCODE BAR CODE
1	277 381	BLOCKIERDORN FIXATION TOOL FOR CRANKSHAFT <i>Zum Blockieren der Kurbelwelle</i> <i>For blocking the crankshaft</i>	1	
2	276 016	ROTORABZIEHER KPL. PULLER ASSY. <i>Für Starterzahnkranz</i> <i>For starter gear assy.</i>	1	
3	676 010	MONTAGEHUELSE INSERTION SLEEVE <i>Für Wellendichtringe der Kurbelwelle</i> <i>For oil seals of crank shaft</i>	1	
4	676 021	MONTAGEDORN INSERTION JIG <i>Für Wasserpumpendichtung</i> <i>For water pump seals</i>	1	
5	676 030	MONTAGEDORN INSERTION JIG <i>Für Nadelhülse des E-Starters</i> <i>For needle bushing of E-starter</i>	1	
6	676 040	MONTAGEWERKZEUG KPL. INSERTION JIG <i>Für Lagerhülse, Kettenrad 11 Zähne</i> <i>For plain bearing, Sprocket 11 teeth</i>	1	
7	676 035	MONTAGEDORN INSERTION TOOL <i>Zur Montage der Kolbenbolzensicherungen</i> <i>For installation of piston pin circlips</i>	1	
8	877 930	LAGERBOCK TRESTLE SUPPORT	1	
9	676 052	MONTAGEPLATTE FIXING PLATE FOR ENGINE <i>Für ROTAX Motor Typen 100 und 125 MAX</i> <i>For ROTAX engine types 100 and 125 MAX</i>	1	
10	251 680	FEDERHAKEN SPRING HOOK <i>Für Auspufffedern</i> <i>For exhaust springs</i>	1	

11	676 205	FIXIERWERKZEUG KPL. MAX FIXATION TOOL ASSY. MAX	1	
12	276 051	KURBELWELLEN-REPARATURVORRICHTUNG CRANKSHAFT REPAIR JIG	1	
13	276 070	MONTAGEWERKZEUG SCHIEBERBALGFEDER ASSEMBLY TOOL BELLOW SPRING EXHAUST V.	1	
14	277 364	HALTEVORRICHTUNG FIXATION, TOOL FOR SPROCKET	1	
15	676 110	SCHLUESSELAUFSATZ SW11/SW8 WRENCH ADAPTER 11/8	1	
16	297 041	ROTAX-SIEGEL MIT BARCODE ROTAX-SEAL WITH BAR CODE <i>Mit registrierter Seriennummer</i> <i>Nur für autorisierte Vertriebspartner</i> <i>With registered serial no.</i> <i>For authorised distributors only</i>	1	
17	276 110	ROTAX SIEGEL-ZANGE ROTAX SEAL CALLIPER <i>Nur für autorisierte Vertriebspartner</i> <i>For authorised distributors only</i>	1	
18	297 240	MOTORPASS ENGINE IDENTITY CARD <i>Nur für autorisierte Vertriebspartner</i> <i>For authorised distributors only</i>	1	

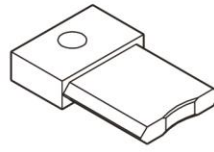




1



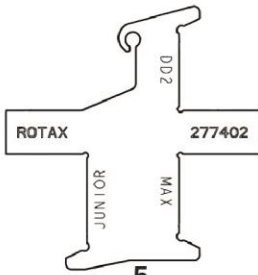
2



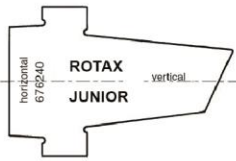
3



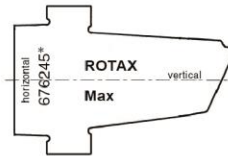
4



5



6



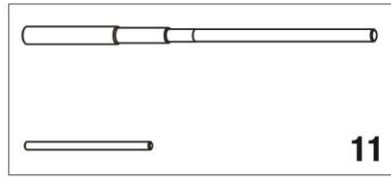
7



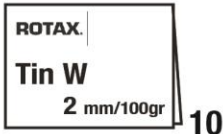
8




9



11



10



12



14



13

## Kapitel 16 / Chapter 16

**PRÜFWERKZEUGE**  
**SCRUTINEERING TOOLS**

BILD-NR. ILL.NO.	TEILE-NR. PART-NO.	BEZEICHNUNG DESCRIPTION	STÜCK QTY.	BARCODE BAR CODE
1	277 390	KONTROLLLEHRE BRENNRAUM COMBUSTION CHAMBER INSERT TEMPLATE <i>Nur für autorisierte Vertriebspartner</i> <i>For authorised distributors only</i>	N. BED. AS REQ.	
2	277 405	KONTROLLLEHRE AUSPUFFSTUTZEN EXHAUST SOCKET TEMPLATE <b>MICO MAX/ MINI MAX</b>	1	
3	277 030	AUSPUFFSCHIEBERLEHRE EXHAUST VALVE GAUGE	1	
4	277 400	KONTROLLLEHRE VERGASER VHSB34 CONTROL TEMPLATE CARBURETOR VHSB34	1	
5	277 402	KONTROLLLEHRE AUSPUFFKANALHOEHE EXHAUST PORT HEIGHT TEMPLATE	1	
6	676 240	KONTROLLLEHRE AUSPUFFKANAL EXHAUST PORT TEMPLATE <b>JUNIOR MAX</b>	1	
7	676 245	KONTROLLLEHRE AUSPUFFKANAL EXHAUST PORT TEMPLATE <b>MAX</b>	1	
8	277 391	KONTROLLLEHRE KURBELWELLE GAUGE CRANKSHAFT <b>MAX</b>	1	
9	580 132	LOETDRAHT 3 MM-100 GR TIN WIRE 3 MM-100 GR	1	
10	580 130	LOETDRAHT 2 MM-100 GR TIN WIRE 2 MM-100 GR	1	
11	676 034	EINPRESSDORN VENTURI FITTING MANDREL VENTURI	1	
12	281 920	DUESENLEHRENSATZ 0,45 - 1,50 MM JET GAUGE SET 0,45 - 1,50 MM	1	

13	276 230	ECU Tester ECU tester <b>Für Dellorto ECU</b> <b>For Dellorto ECU</b>	1	
14	276 231	KABELBAUMTESTER WIRING HARNESS TESTER	1	







2




1



3



4



6



5

## Kapitel 17/ Chapter 17

**ZUBEHÖR  
ACCESSORIES**

BILD-NR. ILL.NO.	TEILE-NR. PART-NO.	BEZEICHNUNG DESCRIPTION	STÜCK QTY.	BARCODE BAR CODE
1	276 101	REIFENDRUCKMESSGERAET DIGITAL DIGITAL TIRE PRESSURE GAUGE	1	
2	581 381	STUNDENZAEHLER DIGITAL ROTAX DIGITAL HOURMETER ROTAX	1	
3	581 385	SPRITZE 60 ML SYRINGE 60 ML	1	
4	276 220	DUESENHALTER ROTAX JET HOLDER ROTAX	1	
5	282 880	FALTKARTON 430X362X295 INNEN FOLDABLE BOX 430X362X295 INSIDE	1	
6	282 885	POLSTERECKEN CORNER PROTECTOR PADS	8	

# ROTAX®



# XPS



XPS® and the BRP Logo are trademarks of Bombardier Recreational Products Inc. or its affiliates.  
WWW.BRP.COM - WWW.KART-ROTAX.COM

XPS



XPS® KART TEC IS MANUFACTURED BY PETROMARK AUTOMOTIVE CHEMICALS BV - BEVERWIJK, THE NETHERLANDS  
PHONE: +31 251 211 397 • INFO@PETROMARK.EU  
PM XERAMIC® IS A REGISTERED TRADEMARK OF PETROMARK AUTOMOTIVE CHEMICALS BV

POWERED BY Xeramic® TECHNOLOGY

**ROTAX**®



# XPS



**XPS KART TEC® 2018 PRODUCT CATALOGUE**

POWERED BY **Xeramic** TECHNOLOGY

**XPS® KART TEC SYNMAX FULL SYNTHETIC  
2T KART RACING OIL**

Part No: 25470 Contents: 1 Ltr.



XPS® KART TEC SYNMAX 2 STROKE FULLY SYNTHETIC KART RACING OIL is the superior pre mix racing 2-stroke oil specially developed for ROTAX 125 MAX engine family. Official oil of the Rotax Max Challenge, Euro Challenge and Rotax Grand Finals.

Formulated to provide:

- Outstanding lubricity under extreme conditions (high revolutions, high temperature)
- Optimum deposit control for a clean engine and exhaust valve
- Maximum power output without compromising component protection
- Easy to blend and long term stability in fuel/oil mixture

For ROTAX 125 MAX engines use mixing ratio of:

1:30 (3% oil) for break in

1:50 (2% oil) for optimum performance

For other engines follow mixing instruction of engine manufacturer.

**XPS KART TEC SYNMAX 2T OIL**




**XPS® KART TEC BEARING LUBE**

Part No: 25406 Contents: 400 ml

XPS® KART TEC BEARING LUBE is specially developed for the optimum lubrication of kart axle and wheel bearings. The special formulation guarantees superb lubrication with low viscosity which results in smoother, faster running bearings and also helps to displace water during wet weather. It is suitable for all ball and roller bearings as well as ball joints such as track rod ends. For best performance apply before every race or practice session.

**XPS KART TEC BEARING LUBE**



**XPS® KART TEC DD2 KART GEAR OIL**

Part No: 25473 Contents: 1 Ltr

XPS® KART TEC DD2 KART GEAR OIL is especially developed for the ROTAX MAX DD2 high performance kart engines. Reduces wear and is temperature resistant. For the correct dosage follow the engine manufacturer recommendations. We advise to change the XPS® KART TEC DD2 KART GEAR OIL every 5 working hours.

**XPS KART TEC DD2 GEAR OIL**



**XPS® KART TEC KART GEAR OIL**

Part No: 25472 Contents: 1 Ltr

XPS® KART TEC KART GEAR OIL is especially developed for the ROTAX MAX high performance kart engines. Reduces wear and is temperature resistant. For the correct dosage follow the engine manufacturer recommendations. Not suitable for kart engines with manual gearboxes! We advise to change the XPS® KART TEC KART GEAR OIL every 5 working hours.

**XPS® KART TEC KART GEAR OIL**



**XPS® KART TEC KART CHAIN LUBE**

Part No: 25110 Contents: 500 ml

XPS® KART TEC KART CHAIN LUBE is especially developed for optimum lubrication and protection of kart chains under extreme circumstances. The special formulation guarantees an extremely sticky lubrication under all weather conditions and temperatures! Shake can before use! O-ring tested!

**XPS KART TEC CHAIN LUBE**



**XPS® KART TEC SYNTHETIC CHAIN SPRAY**

Part No: 25108 Contents: 500 ml

XPS® KART TEC SYNTHETIC CHAIN SPRAY is an advanced chain spray with long-life properties, based on ceramic material. This unique material, originally developed for use in space flight, has now been given a revolutionary application by XPS® KART TEC. XPS® KART TEC SYNTHETIC CHAIN SPRAY is composed of synthetic elements, enriched with ceramic material and special additives that result in a unique lubrication. XPS® KART TEC SYNTHETIC CHAIN SPRAY does not dry-out, it keeps the chain flexible and is heat-resistant. O-ring tested!

**XPS® KART TEC CHAIN SPRAY**



**XPS® KART TEC WHITE CHAIN SPRAY**

Part No: 25112 Contents: 500 ml

XPS® KART TEC WHITE CHAIN SPRAY. Based on high-tech ceramic material for optimal and long-term lubrication and protection under all circumstances. Great adhesive qualities, superb penetration, corrosion resistance, reduces wear and friction, keeps the chain flexible and is heat resistant. O-ring tested!

**XPS® KART TEC WHITE CHAIN**



**XPS® KART TEC CERAMIC MULTI SPRAY**

Part No: 25405 Contents: 500 ml

XPS® KART TEC CERAMIC MULTI SPRAY. General maintenance lubricant with high-tech ceramic material for optimal and long-life protection. The ceramic material resists high temperatures and lubricates under all extreme circumstances. It has excellent water-resistance, great penetrating characteristics and sticks to any surface. Protects against corrosion and preserves rubber parts. For lubrication and protection of bearings, ball bearings, cables etc.

**XPS® KART TEC MULTI SPRAY**



**XPS® KART TEC BRAKE CLEANER**

Part No: 25315    Contents: 500 ml

XPS® KART TEC BRAKE CLEANER. Biodegradable multi cleaner for the effective and environmentally safe cleaning of brake components etc. Contains no chlorinated hydrocarbons. Does not corrode plastic and rubber components. A versatile, high-grade cleaning agent that even dissolves resinified contamination.

**XPS® KART TEC BRAKE CLEANER**



**XPS® KART TEC CARBURETTOR CLEANER**

Part No: 25311    Contents: 500 ml

XPS® KART TEC CARBURETTOR CLEANER dissolves gum, carbon and varnish deposits quick and effectively without dismantling the carburettor. Does not affect plastic and rubber parts and is free of chlorinated hydrocarbons. Suitable for all different types of carburettors used in karting.

**XPS® KART TEC CARB CLEANER**



**XPS® KART TEC INSTANT GASKET BLACK**

Part No: 25151    Contents: 200 ml

XPS® KART TEC INSTANT GASKET BLACK is designed for engines fitted with oxygen sensors. Ideal for replacement gaskets for valve covers, transmission and oil pans, water pumps, thermostat housings, asbestos, exhaust manifolds, thermostat housings and many more. Resists transmission fluids, water, oil and anti-freeze. Replaces cork, paper, felt and rubber gaskets. **IMPORTANT:** Not recommended for use on head gaskets or continuous immersion in gasoline. Withstands high temperatures up to 250°C (intermittent). Temperature range - 73°C up to + 250°C. Low volatile, oxygen sensor safe.

**XPS® KART TEC GASKET BLACK**



**XPS® KART TEC HELMET VISOR CLEANER**

Part No: 25404    Contents: 200 ml

XPS® KART TEC VISOR CLEANER. For thoroughly and effective cleaning of the helmet visor. Removes greasy finger marks and squashed insects without a problem and gives a sparkling finish to the helmet visor. Shake can well before use and spray sparingly onto surface. Wipe off immediately and polish with a clean and dry cloth.

**XPS® KART TEC VISOR CLEANER**



**XPS® KART TEC HANDCLEANER YELLOW**

Part No.: 25423    Contents: 600 ml  
Part No.: 25426    Contents: 4 Ltr incl. pump

XPS® KART TEC HANDCLEANER YELLOW. Powerful citrus handcleaner for removing heavy duty industrial soiling. It's unique product formulation easily removes stubborn soiling like grease, tar, ink, adhesive and paint. Cleans and moisturises the hands and prevents skin irritation.

**XPS® KART TEC HANDCLEANER**



**XPS® KART TEC BRAKE FLUID DOT 4**

Part No: 25475  
Contents: 250 ml

XPS® KART TEC BRAKE FLUID DOT 4 has been developed for use in all hydraulically operated brake and or clutch systems where a DOT 4 is specified.



**XPS® KART TEC BRAKE FLUID DOT 5.1**

Part No: 25476  
Contents: 250 ml

XPS® KART TEC BRAKE FLUID DOT 5.1 has been developed for use in all hydraulically operated brake and or clutch systems where a DOT 5.1 is specified.

**XPS KART TEC BRAKE FLUIDS**



**XPS® KART TEC 75 HAND CLEANING POWER WIPES**

Part No: 25427    Contents: 75 pieces

Impregnated hand cleaning wipes. Large heavy-duty towels textured for exceptional cleaning. Ideally suitable for use where water is not available. Mild for skin. Provides a fresh scent to the hands.

**XPS® KART TEC POWER WIPES**



**XPS® KART TEC KART CLEANER + PRESSURE SPRAYER**

Part No: 25501    Contents: 5 Ltr.  
Part No: 25935    Capacity: 1,5 Ltr

XPS® KART TEC KART CLEANER. A highly concentrated and effective biodegradable alkaline cleaner with a unique formulation which removes dirt easily. Completely safe to use on aluminium, chrome, synthetic material, painted surfaces, plastic and rubber parts. In case of extreme soiling allow to work up to 30 minutes maximum before rinsing off thoroughly. XPS® KART TEC KART CLEANER leaves a complete all over shine.

**XPS® KART TEC KART CLEANER**

**ROTAX**<sup>®</sup>  
KARTING

